

# Arlington Industries, Inc.

www.aifittings.com • E-mail: sales@aifittings.com  
800/233-4717 • FAX 570/562-0646

## Low-Profile Strain Relief Cord Connectors

Non-metallic. Liquid-tight • Oil-tight. Furnished with sealing ring and locknut.



**New!**

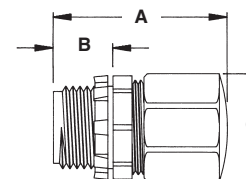

CATALOG NUMBER	UPC/DCI/NAED MFG #01 8997	TRADE SIZE	CORD RANGE	UNIT PKG	STD PKG	DIM A	DIM B	DIM C
LPCG503*	50350	1/2	.100-.300	25	100	1.792	.630	1.042
LPCG50	80086	1/2	.200-.472	25	100	1.792	.630	1.042
LPCG507	50354	1/2	.385-.750	25	100	2.178	.517	1.305
LPCG753*	50760	3/4	.100-.300	10	50	1.963	.570	1.042
LPCG754	50762	3/4	.200-.472	10	50	1.963	.570	1.305
LPCG757	36100	3/4	.385-.750	10	50	2.250	.600	1.305
50LPCGBAG†	55080	1/2	.100-.472	-	500	1.792	.630	1.042
75LPCGBAG†	55082	3/4	.100-.472	-	500	1.963	.570	1.305

\*LPCG503 and LPCG753: UL not applicable for .100 - .195 diameter wire. Factory installation only. Wire strength will not meet UL's 35 lb. pullout test requirement for the fittings.

†Includes UF grommet 14/2 to 12/2. Bags not available in black.

When ordering in black, add suffix "BL" to catalog #.

PATENTED.



Arlington's Low Profile Cord Connector has a unique grommet with gripping fingers. These connectors have the largest cord range in the industry — so there are fewer items to stock. A liquid-tight seal and superior pullout resistance is accomplished by just tightening the nut. A sealing ring is furnished to assure a liquid-tight seal when installing in non-threaded openings.

## Low-Profile Strain Relief Cord Connectors

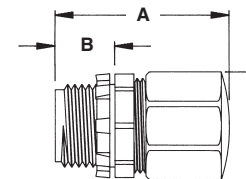

Zinc die-cast. Liquid-tight • Oil-tight. Furnished with sealing ring and locknut.



CATALOG NUMBER	UPC/DCI/NAED MFG #01 8997	TRADE SIZE	CORD RANGE	UNIT PKG	STD PKG	DIM A	DIM B	DIM C
LPCG503Z*	50352	1/2	.100-.300	25	100	1.792	.630	1.042
LPCG50Z	36110	1/2	.200-.472	25	100	1.792	.630	1.042
LPCG507Z	50356	1/2	.385-.750	25	100	2.178	.517	1.305
LPCG753Z*	36105	3/4	.100-.300	10	50	1.963	.570	1.042
LPCG754Z	50764	3/4	.200-.472	10	50	1.963	.570	1.305
LPCG757Z	50766	3/4	.385-.750	10	50	2.250	.600	1.305

\*LPCG503Z and LPCG753Z: UL not applicable for .100 - .195 diameter wire. Factory installation only. Wire strength will not meet UL's 35 lb. pullout test requirement for the fittings.

PATENTED.



## Cord Grips

D-1



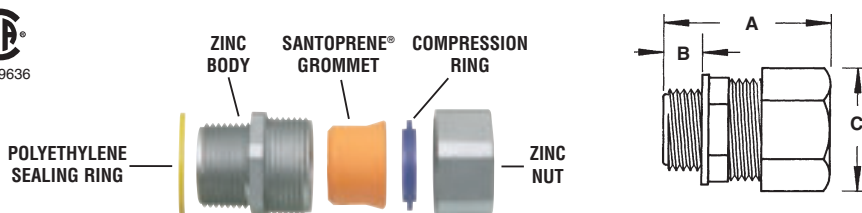
www.aifittings.com • E-mail: sales@aifittings.com  
800/233-4717 • FAX 570/562-0646

### Strain Relief Cord Connectors

Liquid-tight • Oil-tight.  
Furnished with sealing ring.  
Zinc die-cast.



CATALOG NUMBER	UPC/DCI/NAED MFG #01 8997	TRADE SIZE	CORD RANGE	STD PKG	DIM A	DIM B	DIM C	GROMMET COLOR
CG100750	30750	1	.625-.750	5	2.125	.650	1.370	ORANGE
CG100875	30875	1	.750-.875	5	2.150	.750	1.370	BLACK
CG1001000	31000	1	.875-1.000	5	2.150	.772	1.370	PURPLE




### Colorgrip® Strain Relief Cord Connector

Non-metallic • Liquid-tight • Oil-tight. Furnished with sealing ring and locknut.



CATALOG NUMBER	UPC/DCI/NAED MFG #01 8997	TRADE SIZE	CORD RANGE	UNIT PKG	STD PKG	DIM A	DIM B	DIM C	GROMMET COLOR
NMCG100750	55000	1	.625-.750	5	30	1.800	.688	1.931	ORANGE
NMCG100875	55002	1	.750-.875	5	30	1.839	.671	1.931	BLACK

When ordering in black, add suffix "BL" to Catalog #.



### Cable Chart for Arlington Cord Grip Fittings

Check outside wire diameter or manufacturer's specifications for dimensions.

CABLE RANGE	COMMUNICATION & CONTROL WIRE	SJ & SJO	S & SO	SJTO	STO
.100 to .200	22-2 to 14-1				
	14-1				
	12-1				
.200 to .300	22-2	18-2	18-2	18-2	18-2
	20-2 to 20-4	18-3	18-3	18-3	18-3
	18-2	16-2		16-2	16-2
	18-3	16-4		16-4	
.300 to .385		16-3		16-3	14-2
.385 to .472		16-4	16-2 to 16-4	16-4	18-4
		14-2 to 14-4	14-2	14-3	16-3
		12-2		14-4	14-2
		12-3		12-3	12-4

CABLE RANGE	SJ & SJO	S & SO	SJTO	STO
.472 to .625	12-4	14-3	10-2 to 10-4	14-3
	10-2 to 10-4	14-4		14-4
		12-2 to 12-4		12-2 to 12-4
		10-3		10-2
.625 to .750	10-4	12-4	10-4	12-4
		10-2 to 10-4		10-2 to 10-4
		8-2		
.750 to .875		8-3		
		8-4		
		8-5		
		6-2		
.875 to 1.000		6-3		
		6-4		6-4
		4-2		4-3
	4-3			