




Insulating Bushings

Press fit. Holds firmly in place while pulling cables.



Example:
Telephone cable protected by EMT insulating bushing.

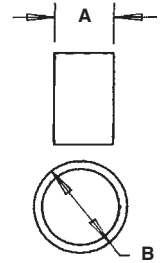
CATALOG NUMBER	UPC/DCI/NAED MFG #01 8997	TRADE SIZE	UNIT PKG	STD PKG	DIM A	DIM B
EMT50	12200	1/2	100	1000	.531	.840
EMT75	12205	3/4	100	1000	.531	1.056
EMT100	12220	1	100	100	.625	1.280
EMT125	12225	1-1/4	100	100	.625	1.660
EMT150	12230	1-1/2	100	100	.625	1.915
EMT200	12235	2	50	50	.625	2.377
EMT250*	12240	2-1/2	25	25	1.225	3.062
EMT300*	12245	3	25	25	1.225	3.690
EMT350*	12250	3-1/2	25	25	1.231	4.187
EMT400*	12255	4	25	25	1.233	4.815

Refer to page I-1 for Rigid Insulating Bushings size 1/2" through 4".

*Can also be used for rigid, IMC, and PVC rigid conduit.


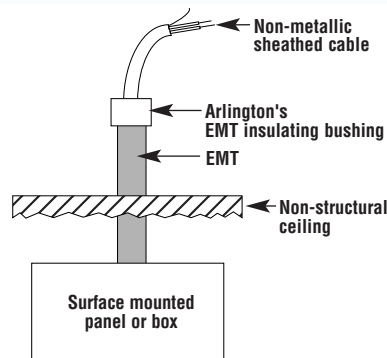


E105706 LR49636



Arlington's EMT Insulating Bushings protect cables from abrasion by EMT. Examples: Power, Cable TV, computer datalines, telephone/modem, audio/video cables, alarm systems, security systems. EMT is often used to protect cables where damage could occur in a house or building.

Meets 2008 NEC code requirements for 300-15(c) protection. Listed for use in environmental air handling spaces per 2008 NEC code requirements 300-22(c).



Place board over EMT bushing and tap onto Rigid or EMT with hammer.



Conduit Caps

Conduit cap and insulating bushing.



EMT50C



EMT75C

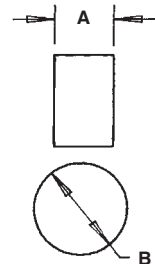
CATALOG NUMBER	UPC/DCI/NAED MFG #01 8997	TRADE SIZE	UNIT PKG	STD PKG	DIM A	DIM B
EMT50C	12203	1/2	100	1000	.531	.840
EMT75C	12204	3/4	100	1000	.531	1.056
EMT100C	12207	1	100	100	.625	1.280
EMT125C	12209	1-1/4	100	100	.625	1.660
EMT150C	12211	1-1/2	100	100	.625	1.915
EMT200C	12213	2	50	50	.625	2.377
EMT250C*	12215	2-1/2	25	25	1.225	3.062
EMT300C*	12217	3	25	25	1.225	3.690
EMT350C*	12219	3-1/2	25	25	1.231	4.187
EMT400C*	12221	4	25	25	1.233	4.815

Refer to page I-1 for Rigid Insulating Bushings size 1/2" through 4".


*Can also be used for rigid, IMC, and PVC rigid conduit.



E105706 LR49636



Use this capped version to seal off conduit during concrete pours. Then remove cap/seal with razor knife or use screwdriver to punch hole in cap. (EMT300C)



String can be used to aid removal.

EMT 2-Piece Connector

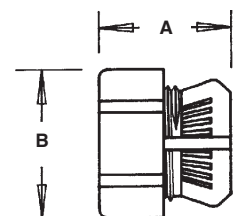
Zinc die-cast.



CATALOG NUMBER	UPC/DCI/NAED MFG #01 8997	TRADE SIZE	KO SIZE	UNIT PKG	STD PKG	DIM A	DIM B
L20	32000	1/2	1/2	50	250	.770	1.107



E20643 LR49636





EMT Set-Screw Connectors

Concrete tight. Zinc die-cast.



800



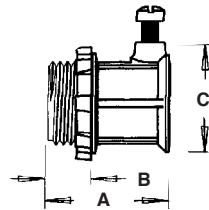
803

CATALOG NUMBER	UPC/DCI/NAED MFG #01 8997	TRADE SIZE	KO SIZE	UNIT PKG	STD PKG	DIM A	DIM B	DIM C
800	00800	1/2	1/2	50	500	1.143	.375	1.076
801	00801	3/4	3/4	25	250	1.390	.350	1.300
802	00802	1	1	20	200	1.550	.460	1.550
803	00803	1-1/4	1-1/4	10	60	1.930	.636	1.935
804*	00804	1-1/2	1-1/2	10	60	2.200	.707	2.175
805*	00805	2	2	5	30	2.535	.750	2.650
806*†	00806	2-1/2	2-1/2	12	12	2.930	.830	3.300
807*†	00807	3	3	12	12	3.330	.930	3.910
8075*†	08075	3-1/2	3-1/3	6	6	3.500	1.000	4.465
808*†	00808	4	4	6	6	3.665	1.000	4.984

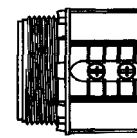
Add suffix "RH" for Robertson Head Screws.

*Concrete tight when taped.

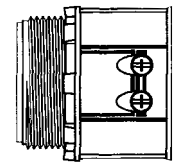
†Listed for use with steel and aluminum EMT, IMC, and rigid conduit.



1/2" - 1"



1-1/4" - 2"



2-1/2" - 4"

EMT Set-Screw Connectors with Insulated Throat

Concrete tight. Zinc die-cast.



800A



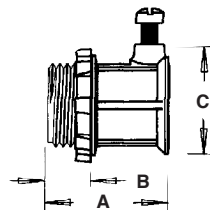
803A

CATALOG NUMBER	UPC/DCI/NAED MFG #01 8997	TRADE SIZE	KO SIZE	UNIT PKG	STD PKG	DIM A	DIM B	DIM C
800A	80010	1/2	1/2	50	500	1.240	.470	1.076
801A	80110	3/4	3/4	25	250	1.483	.449	1.300
802A	80210	1	1	20	100	1.643	.550	1.550
803A	80310	1-1/4	1-1/4	10	60	2.023	.729	1.935
804A*	80410	1-1/2	1-1/2	10	60	2.293	.800	2.195
805A*	80510	2	2	5	30	2.630	.840	2.650
806A*†	80610	2-1/2	2-1/2	12	12	3.030	.920	3.280
807A*†	80710	3	3	12	12	3.468	1.030	3.910
8075A*†	80711	3-1/2	3-1/2	6	6	3.600	1.088	4.465
808A*†	80810	4	4	6	6	3.758	1.100	4.984

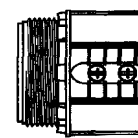
Add suffix "RH" for Robertson Head Screws.

*Concrete tight when taped.

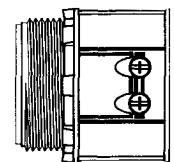
†Listed for use with steel and aluminum EMT, IMC, and rigid conduit.



1/2" - 1"



1-1/4" - 2"



2-1/2" - 4"



EMT Set-Screw Couplings

Concrete tight. Zinc die-cast.



810



816

CATALOG NUMBER	UPC/DCI/NAED MFG #01 8997	TRADE SIZE	UNIT PKG	STD PKG	DIM A	DIM B
810	00810	1/2	50	500	.950	1.560
811	00811	3/4	25	250	1.145	1.869
812	00812	1	15	150	1.435	2.000
813	00813	1-1/4	20	120	1.828	2.500
814*	00814	1-1/2	10	60	2.075	2.890
815*	00815	2	5	30	2.535	2.567
816*†	00816	2-1/2	12	12	3.280	4.000
817*†	00817	3	12	12	3.910	4.500
8175*†	08175	3-1/2	6	6	4.460	4.814
818*†	00818	4	6	6	4.984	5.269

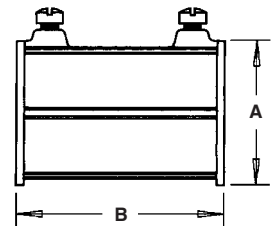
Add suffix "RH" for Robertson Head Screws.

*Concrete tight when taped.

†Listed for use with steel and aluminum EMT, IMC, and rigid conduit.



E20643 LR49636



EMT Compression Couplings

UL listed concrete tight. CSA listed concrete tight/rain tight. Zinc die-cast.



830



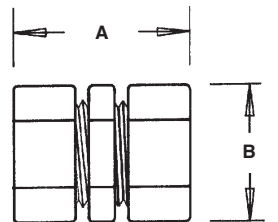
836

CATALOG NUMBER	UPC/DCI/NAED MFG #01 8997	TRADE SIZE	UNIT PKG	STD PKG	DIM A	DIM B
830	00830	1/2	50	500	1.550	1.080
831	00831	3/4	25	250	1.615	1.313
832	00832	1	15	150	1.692	1.616
833	00833	1-1/4	10	100	2.160	2.080
834	00834	1-1/2	10	60	2.290	2.380
835	00835	2	10	60	2.600	2.910
836*	00836	2-1/2	12	12	3.070	3.470
837*	00837	3	12	12	3.300	4.133
838*	00838	3-1/2	6	6	3.330	4.775
839*	00839	4	6	6	3.445	5.300

*Listed for use with steel and aluminum EMT, IMC, and rigid conduit.



E20643 LR49636





EMT Compression Connectors

UL listed concrete tight. CSA listed concrete tight.
Zinc die-cast.



820



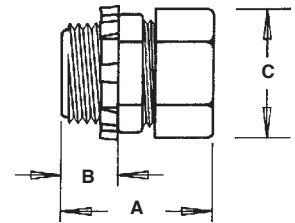
826

CATALOG NUMBER	UPC/DCI/NAED MFG #01 8997	TRADE SIZE	KO SIZE	UNIT PKG	STD PKG	DIM A	DIM B	DIM C
820	00820	1/2	1/2	50	500	1.235	.349	1.080
821	00821	3/4	3/4	25	250	1.350	.453	1.313
822	00822	1	1	15	60	1.525	.538	1.616
823	00823	1-1/4	1-1/4	5	25	1.878	.600	2.080
824	00824	1-1/2	1-1/2	10	100	2.020	.607	2.380
825	00825	2	2	10	60	1.995	.645	2.910
826*	00826	2-1/2	2-1/2	12	12	2.775	.860	3.470
827*	00827	3	3	12	12	2.847	.998	4.133
828*	00828	3-1/2	3-1/2	6	6	2.800	.998	4.775
829*	00829	4	4	6	6	3.000	1.007	5.300

*Listed for use with steel and aluminum EMT, IMC, and rigid conduit.



E20643 LR49636



EMT Compression Connectors with Insulated Throat

UL listed concrete tight. CSA listed concrete tight.
Zinc die-cast.



820A



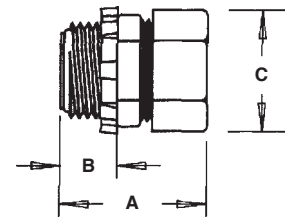
826A

CATALOG NUMBER	UPC/DCI/NAED MFG #01 8997	TRADE SIZE	KO SIZE	UNIT PKG	STD PKG	DIM A	DIM B	DIM C
820A	82010	1/2	1/2	50	500	1.346	.442	1.080
821A	82110	3/4	3/4	25	250	1.443	.546	1.313
822A	82210	1	1	15	60	1.620	.631	1.616
823A	82310	1-1/4	1-1/4	5	25	1.971	.693	2.080
824A	82410	1-1/2	1-1/2	10	100	2.120	.700	2.380
825A	82510	2	2	10	60	2.088	.738	2.910
826A*	82610	2-1/2	2-1/2	12	12	2.870	.953	3.470
827A*	82710	3	3	12	12	2.940	1.091	4.133
828A*	82810	3-1/2	3-1/2	6	6	2.900	1.091	4.775
829A*	82910	4	4	6	6	3.150	1.100	5.300

*Listed for use with steel and aluminum EMT, IMC, and rigid conduit.



E20643 LR49636



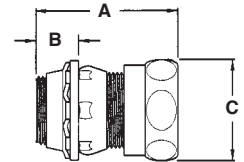


**EMT Rain Tight
Compression
Connectors**

UL listed rain tight and concrete tight. Steel. Blue compression nuts help identify these products as raintight.



CATALOG NUMBER	UPC/DCI/NAED MFG #01 8997	TRADE SIZE	KO SIZE	UNIT PKG	STD PKG	DIM A	DIM B	DIM C
820RT	82020	1/2	1/2	50	50	1.608	.437	1.125
821RT	82021	3/4	3/4	50	50	1.657	.437	1.375
822RT	82022	1	1	25	25	1.823	.500	1.688
823RT	82023	1-1/4	1-1/4	10	10	2.103	.625	2.063
824RT	82024	1-1/2	1-1/2	10	10	2.191	.625	2.250
825RT	82025	2	2	10	10	2.298	.688	2.750
826RT	83005	2-1/2	2-1/2	12	12	3.548	.750	3.625
827RT	83006	3	3	12	12	3.628	.875	4.250
828RT	83007	3-1/2	3-1/2	6	6	3.834	.937	4.688
829RT	83008	4	4	6	6	4.135	.937	5.188

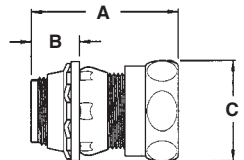


**EMT Rain Tight
Compression
Connectors with
Insulated Throat**

UL listed rain tight and concrete tight. Steel. Blue compression nuts help identify these products as raintight.



CATALOG NUMBER	UPC/DCI/NAED MFG #01 8997	TRADE SIZE	KO SIZE	UNIT PKG	STD PKG	DIM A	DIM B	DIM C
820ART	82045	1/2	1/2	50	50	1.670	.500	1.125
821ART	82046	3/4	3/4	50	50	1.719	.500	1.375
822ART	82047	1	1	25	25	1.885	.563	1.688
823ART	82048	1-1/4	1-1/4	10	10	2.166	.688	2.063
824ART	82049	1-1/2	1-1/2	10	10	2.253	.688	2.250
825ART	82050	2	2	10	10	2.360	.750	2.750
826ART	83000	2-1/2	2-1/2	12	12	3.610	.813	3.625
827ART	83001	3	3	12	12	3.690	.938	4.250
828ART	83002	3-1/2	3-1/2	6	6	3.896	1.000	4.688
829ART	83003	4	4	6	6	4.197	1.000	5.188

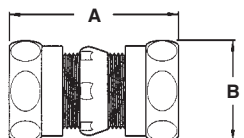


**EMT Rain Tight
Compression
Couplings**

UL listed rain tight and concrete tight. Steel. Blue compression nuts help identify these products as raintight.



CATALOG NUMBER	UPC/DCI/NAED MFG #01 8997	TRADE SIZE	UNIT PKG	STD PKG	DIM A	DIM B
830RT	82030	1/2	50	50	1.890	1.125
831RT	82031	3/4	50	50	2.052	1.375
832RT	82032	1	25	25	2.219	1.688
833RT	82033	1-1/4	10	10	2.558	2.063
834RT	82034	1-1/2	10	10	2.587	2.250
835RT	82035	2	10	10	2.746	2.750
836RT	00865	2-1/2	12	12	4.207	3.625
837RT	00866	3	12	12	4.500	4.250
838RT	00867	3-1/2	6	6	5.025	4.688
839RT	00868	4	6	6	5.460	5.188





**Combination
Threaded Rigid
and Set-Screw EMT**

90° pulling elbows with cover and gasket. Zinc die-cast.

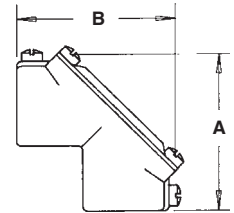


CATALOG NUMBER	UPC/DCI/NAED MFG #01 8997	TRADE SIZE	UNIT PKG	STD PKG	DIM A	DIM B
HL5000	83105	1/2	10	100	2.150	2.150
HL7500	83175	3/4	5	50	2.300	2.300
HL100	50171	1	5	25	3.040	3.040
HL125	50173	1-1/4	2	10	3.900	3.900

See hub illustration below.



E20643 LR49636



**Combination
Threaded Rigid
and Set-Screw
EMT To Box**

90° pulling elbows with cover and gasket. Zinc die-cast.

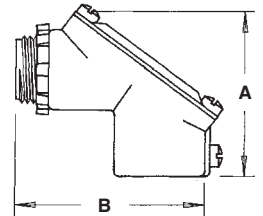


CATALOG NUMBER	UPC/DCI/NAED MFG #01 8997	TRADE SIZE	UNIT PKG	STD PKG	DIM A	DIM B
9100	91005	1/2	5	50	2.030	1.945
9110	91100	3/4	5	50	2.260	2.140
9120	50165	1	5	25	2.610	2.610
9130	50167	1-1/4	2	10	3.037	3.037

See hub illustration below.



E20643 LR49636



Hub Illustration

For Combination Threaded and Set-Screw Pull Elbows

Arlington's combination hubs are threaded for rigid and include set-screws for EMT. The set-screws may be used for rigid, but are not necessary. They are listed rain tight with rigid and concrete tight when taped for EMT. These products can also be used for EMT to rigid.





Combination Couplings

EMT to Flex. Zinc die-cast.

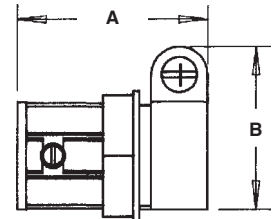


CATALOG NUMBER	UPC/DCI/NAED MFG #01 8997	EMT SIZE	FLEX SIZE	UNIT PKG	STD PKG	DIM A	DIM B	CABLE RANGE
860*	00860	1/2	3/8	50	500	1.300	1.156	.530-.620
861	00861	1/2	1/2	25	250	1.645	1.363	.850-.910
862	00862	3/4	3/4	25	100	1.975	1.553	1.100-1.130

*CSA only.



E60812 LR49636



Combination Couplings

EMT set-screw to Flex. Zinc die-cast.



8600



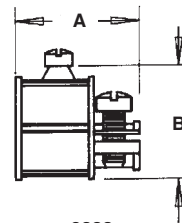
8610

CATALOG NUMBER	UPC/DCI/NAED MFG #01 8997	EMT SIZE	FLEX SIZE	UNIT PKG	STD PKG	DIM A	DIM B	CABLE RANGE
8600*	08600	1/2	3/8	50	500	1.162	1.090	.530-.620
8610	08610	1/2	1/2	50	500	1.736	1.170	.850-.910
8620	08620	3/4	3/4	25	100	1.934	1.360	1.100-1.130
8630	08630	1	1	10	40	2.290	1.625	1.255-1.375

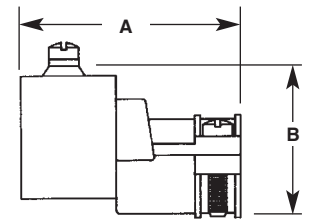
*CSA only.



E60812 LR49636



8600



8610-8630

Combination Couplings

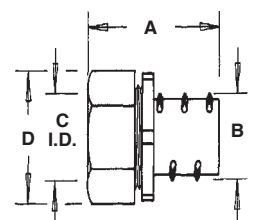
EMT compression to screw-in flexible metal conduit. Zinc die-cast.



CATALOG NUMBER	UPC/DCI/NAED MFG #01 8997	EMT SIZE	FLEX SIZE	UNIT PKG	STD PKG	DIM A	DIM B	DIM C	DIM D
GF860	76860	1/2	3/8	25	100	1.504	.445	.725	1.060
GF861	76861	1/2	1/2	25	250	1.345	.715	.725	1.060
GF862	76862	3/4	3/4	25	250	1.745	.946	.950	1.305
GF863	80173	1	1	25	100	1.895	1.125	1.170	1.625
GF864	80175	1-1/4	1-1/4	10	40	2.500	1.420	1.340	2.100



E60812 LR49636





Heavy-Duty 1-Hole EMT Straps

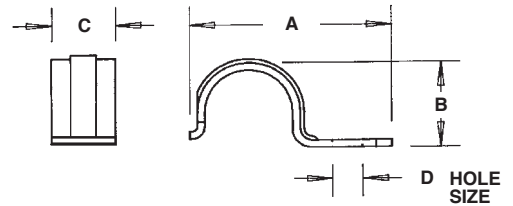
Plated steel, Click-on.



CATALOG NUMBER	UPC/DCI/NAED MFG #01 8997	TRADE SIZE	UNIT PKG	STD PKG	DIM A	DIM B	DIM C	DIM D
370	00370	1/2	100	1000	1.700	.700	.562	.250
371	00371	3/4	100	1000	1.935	.975	.625	.250
372	00372	1	50	500	2.210	1.090	.750	.312
373	00373	1-1/4	25	250	2.800	1.540	.875	.375
374	00374	1-1/2	25	100	3.140	1.790	1.000	.375
375	00375	2	25	100	3.890	2.150	1.125	.437
346	00346	2-1/2	25	25	4.927	2.958	1.250	.562
347	00347	3	25	25	5.560	3.441	1.250	.562
348	00348	3-1/2	10	10	6.337	3.951	1.250	.562
349	00349	4	10	10	6.811	4.441	1.250	.562



E186443 LR104691



2-Hole EMT Straps

Plated steel, Click-on.



CATALOG NUMBER	UPC/DCI/NAED MFG #01 8997	TRADE SIZE	UNIT PKG	STD PKG	DIM A	DIM B	DIM C	DIM D
360	00360	1/2	100	1000	2.200	.790	.562	.187
361	00361	3/4	50	500	2.700	.980	.625	.187
362	00362	1	50	250	2.975	1.185	.688	.187
363	00363	1-1/4	50	250	3.650	1.535	.750	.258
364	00364	1-1/2	25	250	4.250	1.670	.875	.258
365	00365	2	25	250	4.775	2.300	1.000	.375
356	00356	2-1/2	25	100	5.850	2.855	1.000	.375
357	00357	3	25	25	6.460	3.425	1.000	.375
358	00358	3-1/2	10	10	7.300	3.925	1.000	.375
359	00359	4	10	10	7.895	4.390	1.000	.375

