



SNAP²IT[®]

Connectors

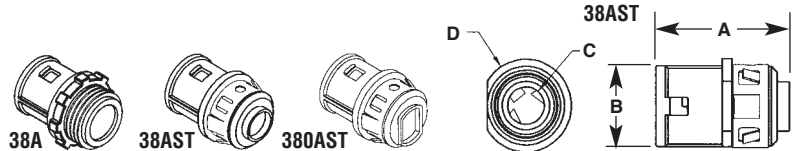
Zinc die-cast. For MC/HCF steel and aluminum cable • AC/HCF steel and aluminum cable • Flexible metal conduit steel and aluminum (regular and reduced wall) • MC cable continuous corrugated aluminum.

CATALOG NUMBER	UPC/DCI/NAED MFG #01 8997	TRADE SIZE	KO SIZE	UNIT PKG	STD PKG	DIM A	DIM B	DIM C	DIM D	CABLE RANGE
38AST*	00070	3/8	1/2	50	500	1.410	.850	.405	1.000	.405-.612
38A*	00038	3/8	1/2	50	500	1.410	.850	.405	1.000	.405-.612
380ST	00381	3/8	1/2	50	500	1.280	.850	.400	1.000	.405-.612
380AST*	00382	3/8	1/2	50	500	1.280	.850	.400	1.000	.405-.612

*Provided with insulated throat.



E18304 LR49636



38AST



40AST

With Insulated Throat and Red Tinted Inside Clip

CATALOG NUMBER	UPC/DCI/NAED MFG #01 8997	TRADE SIZE	KO SIZE	UNIT PKG	STD PKG	DIM A	DIM B	DIM C	DIM D	CABLE RANGE
40AST	00041	3/8	1/2	50	500	1.410	.850	.405	1.000	.485-.612
400AST	40347	3/8	1/2	50	500	1.280	.850	.400	1.000	.485-.612

Refer to chart on page E-26 for a list of cable types.

Concrete tight when taped.

Flexible metal conduit, CSA listed with anti-short bushing (UL not applicable).

SNAP-TITE[®] and SNAP²IT[®] products have been tested and listed by UL in accordance with UL's ground fault requirements. For additional information see page 6.

PATENTED. ADDITIONAL PATENTS PENDING.



E18304 LR49636

FOR **EASIER MC/AC INSTALLATIONS...**
See
3810AST to 7510AST
on Page E-2

NO TOOLS!

- Safe and fast installations
- Saves about 17 seconds per fitting!
- Competitively priced

SNAP²IT Connectors are EASY to Install...



And EASY to Remove...




Using a screwdriver, lift the ring and twist off.


Just snap onto cable and snap into box!



COMPARE...



38AST



40AST

RED TINTING means 'OPEN TANG' Design!
It gives you more room inside the fitting for easy insertion of wires.
The redesigned front end makes it easier than ever to snap the fitting into box!



SNAP²IT[®] Connectors with Insulated Throat

Zinc die-cast. For MC/HCF steel and aluminum cable • AC/HCF steel and aluminum cable • Flexible metal conduit steel and aluminum (regular and reduced wall) • MC cable continuous corrugated aluminum • MCI-A steel and aluminum cable.

New!

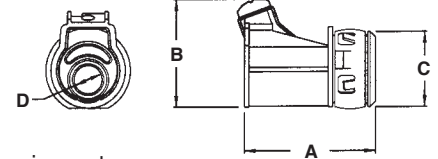
CATALOG NUMBER	UPC/DCI/NAED MFG #01 8997	TRADE SIZE	KO SIZE	UNIT PKG	STD PKG	DIM A	DIM B	DIM C	DIM D	CABLE RANGE
3810AST	00385	3/8	1/2	50	500	1.473	1.179	.840	.316	.370-.490
4010AST†	40355	3/8	1/2	50	500	1.473	1.244	.840	.404	.405-.612
5010AST	00517	1/2	1/2	25	250	2.210	1.514	.840	.614	.590-.920
7510AST	55090	3/4	3/4	25	25	2.496	1.709	1.058	.828	.895-1.110

†Provided with red tinted inside clip so you can differentiate a 3810AST from a 4010AST.

Refer to chart on page E-26 for a list of cable types.
Refer to chart on page E-27 for MCI-A cable ranges.
Concrete tight when taped.

SNAP-TITE[®] and SNAP²IT[®] products have been tested and listed by UL in accordance with UL's ground fault requirements. For additional information see page 6.

PATENT PENDING.



3810AST



4010AST



5010AST



7510AST



E18304 LR49636

Features and Benefits

- Installs as fast and costs the same as our other SNAP²IT fittings, but cable insertion is even easier!
- Simply snap the cable into the fitting and snap it into the box... no tools needed! The screw only holds the clip in place.
- Widest cable ranges – accommodates cable from 14/2 to 10/4.
- Super-secure – the angled, two-prong clip locks down on MC cable so there's no chance of pullout.
- Cable is removable. Simply loosen the screw on top.

Easy cable insertion – Tight, secure hold!



Back View
Note angled,
two-prong
clip



Top View
Clip holds
cable firmly
in place



**FOR THE
WIDEST TOTAL
CABLE RANGES**



SNAP²IT[®] Duplex Connectors with Insulated Throat

New!

Zinc die-cast. For MC/HCF steel and aluminum cable • AC/HCF steel and aluminum cable • Flexible metal conduit steel and aluminum (regular and reduced wall) • MC cable continuous corrugated aluminum • MCI-A cable.

CATALOG NUMBER	UPC/DCI/NAED MFG #01 8997	TRADE SIZE	KO SIZE	UNIT PKG	STD PKG	DIM A	DIM B	DIM C	DIM D	CABLE RANGE
383810AST	10937	3/8	1/2	25	100	2.398	2.035	.840	.624	(2).370-.490
404010AST†	40533	3/8	1/2	25	100	2.398	2.165	.840	.624	(2).405-.612
505010AST	50720	1/2	3/4	25	25	3.054	2.717	1.058	.810	(2).590-.920

† Provided with red tinted inside clips so you can differentiate a 383810AST from a 404010AST.

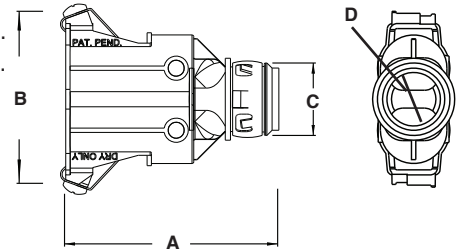
Refer to chart on page E-26 for a list of cable types. Refer to chart on page E-27 for MCI-A cable ranges.

Concrete tight when taped.

SNAP-TITE[®] and SNAP²IT[®] products have been tested and listed by UL in accordance with UL's ground fault requirements.

For additional information see page 6.

PATENT PENDING.




383810AST



404010AST



E18304 LR49636



Secure hold – Easy cable insertion!
Simply snap the cable into the fitting and snap it into the box...no tools needed!
The screw only holds the clip in place.

FOR THE WIDEST TOTAL CABLE RANGES

SNAP²IT[®] Duplex Connectors

New DESIGN!

Zinc die-cast. For MC/HCF steel and aluminum cable • AC/HCF steel and aluminum cable • Flexible metal conduit steel and aluminum (regular and reduced wall) • MC cable continuous corrugated aluminum.

CATALOG NUMBER	UPC/DCI/NAED MFG #01 8997	TRADE SIZE	KO SIZE	UNIT PKG	STD PKG	DIM A	DIM B	DIM C	DIM D	CABLE RANGE
3838ST	10935	3/8	1/2	25	100	1.912	1.738	.970	.620	(2).405-.612
3838AST*	36230	3/8	1/2	25	100	1.772	1.605	.840	.620	(2).405-.612
4040AST†	40351	3/8	1/2	25	100	1.772	1.605	.840	.620	(2).485-.612

* Provided with insulated throat.

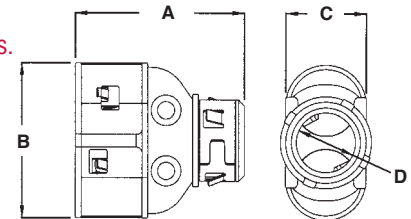
† Provided with insulated throat and red tinted inside clips. See comparison on page E-1.

Refer to chart on page E-26 for a list of cable types.

Concrete tight when taped.

SNAP-TITE[®] and SNAP²IT[®] products have been tested and listed by UL in accordance with UL's ground fault requirements. For additional information see page 6.

PATENTED. ADDITIONAL PATENTS PENDING.



3838AST



4040AST




E18304 LR49636

FOR EASIER MC/AC INSTALLATIONS...
See 383810AST & 404010AST (Above)

No Tools Required...Fully Assembled!

Snap cables into connector and snap assembly into box or fixture.





Zero to 90™

SNAP²IT®

Connectors with Insulated Throat

Zinc die-cast. For MC/HCF steel and aluminum cable • AC/HCF steel and aluminum cable • Flexible metal conduit steel and aluminum (regular and reduced wall) • MC cable continuous corrugated aluminum.



zero to 90™

Saves over a minute on installation per connector when compared with a traditional locknut fitting!

CATALOG NUMBER	UPC/DCI/NAED MFG #01 8997	TRADE SIZE	KO SIZE	UNIT PKG	STD PKG	DIM A	DIM B	DIM C	DIM D	CABLE RANGE
3890AST	03890	3/8	1/2	25	250	3.081	1.222	2.480	1.688	.405-.612
4090AST†	04090	3/8	1/2	25	250	3.081	1.222	2.480	1.688	.485-.612
5090AST†	05090	1/2	1/2	25	250	3.460	1.222	2.455	1.878	.860-.920

†Provided with red tinted inside clip. See comparison on page E-1.

Refer to chart on page E-26 for a list of cable types.

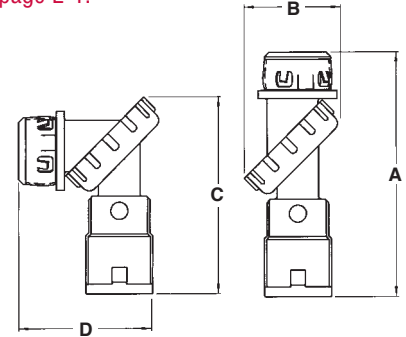
Concrete tight when taped.

SNAP-TITE® and SNAP²IT® products have been tested and listed by UL in accordance with UL's ground fault requirements. For additional information see page 6.

PATENTED. ADDITIONAL PATENTS PENDING.



Adjusts for ALL ANGLES... from 0° to 90°!



Installation Instructions...



1 Snap cable into fitting until it stops. Rotate cable clockwise to lock in place.



2 Loosen nut to adjust angle of fitting. Wires bend automatically — without crimping or damage to wire.



3 Tighten nut. Snap assembly into the KO.

“Take All” Connectors

Single screw saddle type. For NM • Flex • AC • MC steel and aluminum jacketed cables. Zinc die-cast.



CATALOG NUMBER	UPC/DCI/NAED MFG #01 8997	TRADE SIZE	KO SIZE	UNIT PKG	STD PKG	DIM A	DIM B	DIM C	CABLE RANGE	END STOP DIAMETER
L15A*	80040	3/8	1/2	50	500	.984	.420	1.032	.460-.585	.340 x .430
L16†‡	80060	3/8	1/2	50	500	.923	.375	1.208	.405-.650	.400 x .580
L160‡	02416	3/8	1/2	50	500	.954	.412	1.092	.370-.690	.312
L17	34278	1/2	1/2	50	250	1.500	.462	1.416	.630-.890	.620
L18	34282	3/4	3/4	25	125	1.400	.390	1.750	.820-1.040	.818
L19	34287	1	1	25	125	1.640	.443	2.048	1.100-1.400	1.030

*Provided with insulated throat.

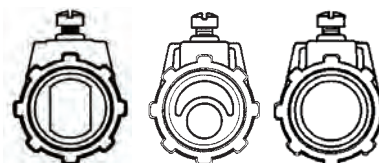
†Listed for flexible cord.

‡Also for MCI-A cable. Refer to page E-27 for cable ranges.

Refer to chart on page E-25 for a list of cable types.

Concrete tight when taped.

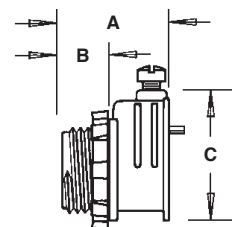
PATENTED. ADDITIONAL PATENTS PENDING



L15A

L160

L17 - L19



L16



**“Take All”
SNAP-TITE®**

Connectors

With spring steel clip. Single screw saddle type. For NM • Flex • AC • MC steel and aluminum jacketed cables. Zinc die-cast.



L15AST



L16ST

CATALOG NUMBER	UPC/DCI/NAED MFG #01 8997	TRADE SIZE	KO SIZE	UNIT PKG	STD PKG	DIM A	DIM B	DIM C	CABLE RANGE	END STOP DIAMETER
L15AST*	80044	3/8	1/2	50	500	1.125	.575	1.025	.460-.585	.340 x .430
L16ST†‡	80064	3/8	1/2	50	500	1.050	.510	1.208	.290-.670	.400 x .580
L160ST‡	80065	3/8	1/2	50	500	1.032	.483	1.092	.370-.510	.312
L17ST	33905	1/2	1/2	50	250	1.500	.510	1.416	.630-.890	.620
L18ST	33915	3/4	3/4	25	125	1.500	.510	1.758	.820-1.040	.818
L19ST	08650	1	1	25	125	1.675	.510	2.048	1.100-1.400	1.030

*Provided with insulated throat.

†Listed for flexible cord.

‡Also for MCI-A cable. Refer to page E-27 for cable ranges.

Refer to chart on page E-25 for a list of cable types.

Concrete tight when taped.

SNAP-TITE® products have been tested and listed by UL in accordance with UL's ground fault requirements. For additional information see page 6.

PATENTED. ADDITIONAL PATENTS PENDING.



E60812 LR49636



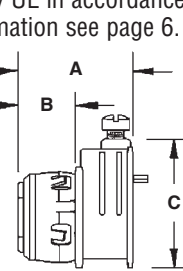
L15AST



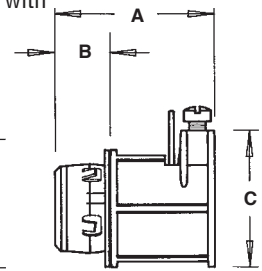
L160ST



L17ST - L19ST



L15AST - L16ST



L17ST - L19ST

**Set-Screw
Connectors**

For steel only • Flex • AC • MC cable. Zinc die-cast.



CATALOG NUMBER	UPC/DCI/NAED MFG #01 8997	TRADE SIZE	KO SIZE	UNIT PKG	STD PKG	DIM A	DIM B	DIM C	CABLE RANGE
845	00845	3/8	1/2	100	1000	.812	.905	.380	.445-.630
845R	08459	3/8	1/2	100	1000	.812	.905	.380	.445-.630

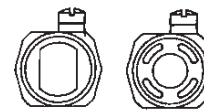
Refer to chart on page E-24 for a list of cable types.

Concrete tight when taped.

Not suitable for aluminum jacketed cables or aluminum flexible metal conduit.

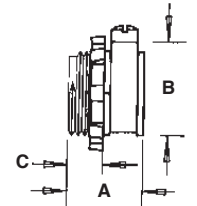


E60812 LR49636



845

845R



**Set-Screw
SNAP-TITE®
Connectors**

With spring steel clip. For steel only • Flex • AC • MC cable. Zinc die-cast.



CATALOG NUMBER	UPC/DCI/NAED MFG #01 8997	TRADE SIZE	KO SIZE	UNIT PKG	STD PKG	DIM A	DIM B	DIM C	CABLE RANGE
845ST	80092	3/8	1/2	100	1000	.942	.510	.905	.445-.630

Refer to chart on page E-24 for a list of cable types.

Concrete tight when taped.

Not suitable for aluminum jacketed cables or aluminum flexible metal conduit.

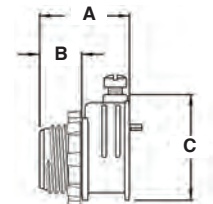
SNAP-TITE® products have been tested and listed by UL in accordance with UL's ground fault

requirements. For additional information see page 6.

PATENTED.



E60812 LR49636





Steel Cable Hangers

For Flex • MC • AC • HCF cable. One-piece, galvanized steel cable hangers mount many ways on a variety of surfaces.



CATALOG NUMBER	UPC/DCI/NAED MFG #01 8997	UNIT PKG	STD PKG	DIM A	DIM B	DIM C	DIM D	CABLE CAPACITY
SMC4	42305	25	25	5.120	1.670	2.380	1.750	4
SMC8	42307	25	25	7.500	1.670	2.380	1.750	8
SMC4F	42315	25	25	7.500	.750	1.640	1.060	4

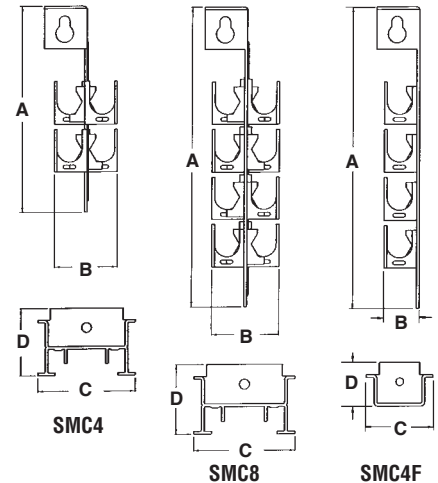
PATENT PENDING.



Available in three styles to secure 14/2-10/4 cables:
SMC8 holds up to 8 cables
SMC4 holds up to 4 cables
SMC4F mounts flat — holds up to 4 cables on one side

Mounts in Many Ways!

SMC8 supports and FIRMLY SECURES up to eight cables to comply with NEC 2008.


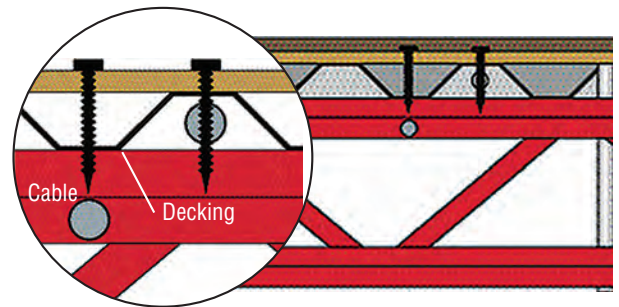


Features and Benefits

- Saves money...use SMC steel hangers in place of cable tray
- Each cable is held in place independently, so there's no bundling of cables or derating of conduit
- Accepts a wide range of cables... .375 - .625
- Mounts on concrete block walls or ceilings and screw mounts on metal or wood studs
- SMC4F also mounts on drop wire
- Attach with beam clamp, threaded rod, or with screws
- Meets NEC 2008 paragraphs 300.4(E), 320.30, 320.30(A), 330.30, 330.30(C), and 300.4(E), 348.30(A,B).
- Listed to position, support, and secure 14/2 to 10/4 cables – as required by NEC 2008 330-30.

Code Compliant


Arlington's steel MC cable hangers meet the NEW REQUIREMENTS of NEC 300.4(e) Installing MC or AC metal jacketed cables under corrugated metal roof decking. The outer surface of cable must be 1-1/2" from the underside of the decking. Our SMC hangers exceed this.




Installation Instructions...



For a video installation demonstration visit our website @ aifittings.com



Insert screwdriver through slot.



Bend tab over cable, locking it securely in place.



Twin Screw All-Purpose Connector

For Flex • AC • MC • NM
cable. Zinc die-cast.

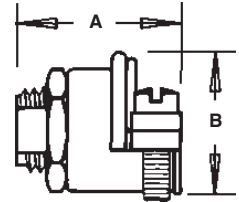


CATALOG NUMBER	UPC/DCI/NAED MFG #01 8997	TRADE SIZE	KO SIZE	UNIT PKG	STD PKG	DIM A	DIM B	CABLE RANGE	END STOP DIAMETER
4200	04200	3/8	1/4	25	25	1.040	.920	.225-.612	.380

Refer to chart on page E-24 for a list of cable types.
Concrete tight when taped.

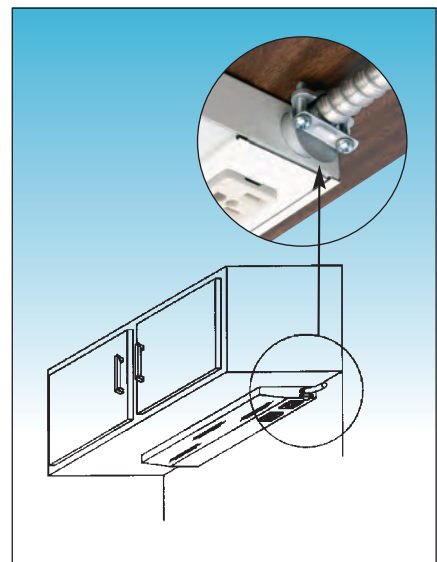


LR49636 E135384



The 4200...

- Allows you to securely hold cables in low profile height fixtures with 1/4" knockouts.
- Fits both standard round 1/4" KO (17/32" diameter) and 5/8" diameter KO with flats.
- Is furnished with 1/4-18 n.p.s. fixture nut for easy tightening.
- Is recommended for use with non-metallic sheathed cable, AC, flexible metal conduit, MC cable both steel and aluminum jacketed.
- Is primarily for use with low silhouette under-cabinet fluorescent fixtures.
- Normally only one fitting is supplied with lighting fixtures. Additional connectors are needed when multiple fixtures are wired in-line.



Twin Screw All-Purpose Connectors

For Flex • AC • MC • NM
cable. Zinc die-cast.

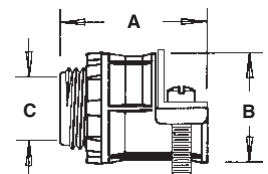


CATALOG NUMBER	UPC/DCI/NAED MFG #01 8997	TRADE SIZE	KO SIZE	UNIT PKG	STD PKG	DIM A	DIM B	DIM C	CABLE RANGE	END STOP DIAMETER
4201	04201	1/2	1/2	25	250	1.437	1.100	.609	.630-.810	.615
4202	04202	3/4	3/4	20	200	1.500	1.275	.815	.830-1.090	.820
4203	04203	1	1	10	50	1.740	1.619	.985	1.000-1.365	.985
4204	04204	1-1/4	1-1/4	5	25	1.625	1.875	.3751	1.385-1.640	1.365

Refer to chart on page E-24 for a list of cable types.
Concrete tight when taped.
Add suffix "A" to catalog number for insulated throat.



E60812 LR49636





Cable Connectors

AC • MC • NM • SE.
Zinc die-cast.



840



8400



8401

CATALOG NUMBER	UPC/DCI/NAED MFG #01 8997	KO SIZE	UNIT PKG	STD PKG	DIM A	DIM B	DIM C	CABLE RANGE	END STOP DIAMETER
840‡	00840	1/2	100	1000	.350	.825	1.085	.225-.612	.400 x .580
8400‡	08400	1/2	100	1000	.350	.825	1.085	.225-.612	.400
8401	08401	1/2	100	1000	.500	.825	1.085	.225-.612	.375
8402	08402	3/4	50	500	.533	1.093	1.386	.525-.780	.620
8403*	08403	1	25	250	.428	1.072	1.500	.780-.980	.840
8404*	08404	1-1/4	10	100	.490	1.144	1.872	1.050-1.345	1.030
8405*	08405	1-1/2	10	50	.625	1.357	2.120	1.410-1.633	1.390
8407*	08407	2	10	50	.652	1.434	2.594	1.640-2.040	1.750
8408*	72166	2-1/2	-	10	.968	1.965	3.235	1.950-2.480	1.924
8409*	72168	3	-	5	1.125	2.180	3.890	2.420-3.070	2.390
8410*	72170	3-1/2	-	5	1.125	2.284	4.392	2.860-3.600	2.830

*Listed for MC only. UL# E123751.

‡Also for MCI-A cable. Refer to page E-27 for cable ranges.

Refer to chart on page E-24 for a list of cable types.

Refer to E-9 for new MC cable connectors with our largest cable ranges.

Concrete tight when taped.



840



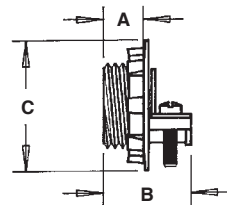
8400



8401



8402-8410



SNAP-TITE® Connectors

With spring steel clip.
Zinc die-cast. For NM • SE • MC • Flex • AC steel and aluminum jacketed cables • MCI-A cable.



840ST



8400ST

CATALOG NUMBER	UPC/DCI/NAED MFG #01 8997	TRADE SIZE	KO SIZE	UNIT PKG	STD PKG	DIM A	DIM B	DIM C	CABLE RANGE	END STOP DIAMETER
840ST	80070	3/8	1/2	100	1000	.510	.985	.912	.225-.612	.400 x .580
8400ST	80074	3/8	1/2	100	1000	.510	.985	.912	.225-.612	.375

Refer to chart on page E-24 for a list of cable types.

Refer to chart on page E-27 for MCI-A cable ranges.

Concrete tight when taped.

SNAP-TITE® products have been tested and listed by UL in accordance with UL's ground fault requirements. For additional information see page 6.

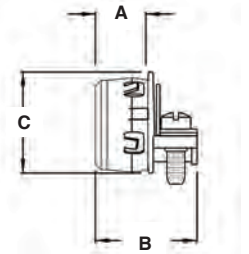
PATENTED.



840ST



8400ST





Cable Connectors

New!

Zinc die-cast. For MC/HCF steel and aluminum cable • AC/HCF steel and aluminum cable • Flexible metal conduit steel and aluminum (regular and reduced wall) • MC cable continuous corrugated aluminum • MCI-A cable.



CATALOG NUMBER	UPC/DCI/NAED MFG #01 8997	TRADE SIZE	KO SIZE	UNIT/STD PKG	DIM A	DIM B	DIM C
8412	08412	1	1	20	1.756	.541	2.144
8413	08413	1-1/4	1-1/4	20	2.156	.683	2.568
8414	08414	1-1/2	1-1/2	10	2.466	.790	3.086
8415	00583	2	2	10	2.899	.792	3.696
8416	08416	2-1/2	2-1/2	5	3.218	.906	4.250
8417	08417	3	3	5	3.281	.972	5.000

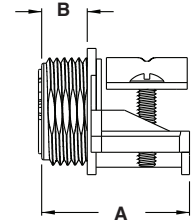
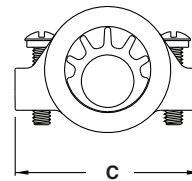
Refer to chart on page E-25 for a list of cable types.

Concrete tight when taped.

PATENTS PENDING.



E18304 LR49636



Each fitting has an end stop, but comes with additional end stop bushings to accommodate several cable sizes!

A

B

C

Catalog Number	Cable Outer Diameter		Wire Bundle Outer Diameter		Throat Diameter Fitting/Bushings (A,B,C)			Conductor Size # of Conductors* (AWG/KCMIL)	
	Min.	Max.	Min.	Max.	Fitting	A	B		C
8412	.780	1.120	.660	1.000	1.018	.625	.750	.870	6/3, 6/4, 4-3, 4-4, 2-3, 2-4, 1-3
8413	1.000	1.460	.870	1.370	1.361	.782	1.032	1.132	2-3, 2-4, 1-3, 1-4, 1/0-3, 1/0-4, 2/0-3, 2/0-4, 3/0-3
8414	1.360	1.770	1.250	1.590	1.587	1.175	1.277	1.382	2/0-4, 3/0-3, 3/0-4, 4/0-3, 4/0-4, 250-3, 250-4
8415	1.700	2.200	1.550	2.050	2.060	1.562	1.750	1.875	250-4, 300-4, 350-3, 350-4, 500-3
8416	2.100	2.700	1.950	2.400	2.462	1.979	2.194	-	500-3, 500-4, 600-3, 600-4, 750-3
8417	2.500	3.300	2.350	3.000	3.081	2.404	2.662	-	600-4, 750-3, 750-4


* Examples of 3- and 4-conductor cables. Cable dimensions vary dramatically between manufacturers. It is recommended that cable O.D. (outer diameter) be measured to ensure proper cable-to-fitting installation.

Features and Benefits


- Low cost – saves time and money!
- Fast and Easy to install. There's no need to remove the strap...just loosen the screws and insert the bushing that works best with the cables you're installing.
- Our zinc die-cast fittings cost much less than steel or malleable iron fittings
- Reduces inventory – comes with additional end stop bushings!
- Built-in end stop in fitting

Installation Instructions

For a video installation demonstration visit our website @ aifittings.com



If you are using an end stop bushing, determine which one to use by sizing it to the cable bundle (not the metal jacket). **Incorrect size shown above.** The metal jacket should never go through the end stop.



Insert the appropriate end stop bushing, making sure that the half-moon shape is positioned at the top of the connector.



No need to remove strap – simply loosen the screws and insert end stop bushing, if necessary. Slip connector onto MC cable. Retighten screws on strap.



Squeeze Connectors

For Flex • AC • MC cable.
Zinc die-cast.



L42



L421



L427

CATALOG NUMBER	UPC/DCI/NAED MFG #01 8997	TRADE SIZE	KO SIZE	UNIT PKG	STD PKG	DIM A	DIM B	DIM C	CABLE RANGE	END STOP DIAMETER
L42	34200	3/8	1/2	50	500	.937	.460	1.155	.530-.620	.400
L420*	34021	3/8	1/2	50	500	1.032	.460	1.155	.530-.620	.400 x .580
L421	34210	1/2	1/2	25	250	1.439	.420	1.420	.850-.910	.620
L422	34220	3/4	3/4	25	250	1.555	.440	1.570	1.100-1.135	.820
L423	34230	1	1	10	100	1.770	.560	1.860	1.255-1.375	.940
L424	34240	1-1/4	1-1/4	5	50	1.910	.630	2.240	1.550-1.610	1.240
L425	34250	1-1/2	1-1/2	5	50	2.125	.610	2.640	1.810-1.895	1.460
L426	34260	2	2	5	30	2.550	.690	3.155	2.260-2.485	1.935
L427	34270	2-1/2	2-1/2	5	5	2.890	.890	3.810	2.770-2.950	2.440
L428	34280	3	3	1	6	3.870	.985	4.320	3.170-3.560	2.980
L429	34290	3-1/2	3-1/2	1	6	4.265	1.000	4.860	3.630-4.155	3.478
L4210	34211	4	4	1	6	4.560	1.000	5.415	4.030-4.635	3.977

*L420 not listed for flexible metal conduit.

Refer to chart on page E-23 for a list of cable types.

Refer to E-9 for new MC cable connectors with our largest cable ranges.

Concrete tight when taped.



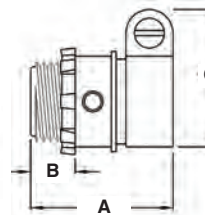
E60812 LR49636



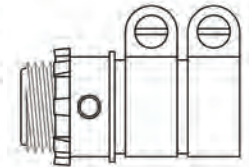
L420



L42



Sizes 3/8" - 2" are manufactured as shown above.



Sizes 2-1/2" - 4" are manufactured as shown above.

Squeeze Connectors with Insulated Throat

For Flex • AC • MC cable.
Zinc die-cast.



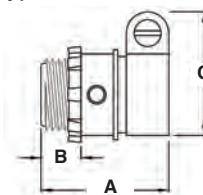
CATALOG NUMBER	UPC/DCI/NAED MFG #01 8997	TRADE SIZE	KO SIZE	UNIT PKG	STD PKG	DIM A	DIM B	DIM C	CABLE RANGE	END STOP DIAMETER
L421A	34212	1/2	1/2	25	250	1.500	.451	1.420	.850-.910	.620
L422A	34213	3/4	3/4	25	250	1.586	.471	1.570	1.100-1.135	.820
L423A	34214	1	1	10	100	1.800	.591	1.860	1.255-1.375	.940
L424A	34215	1-1/4	1-1/4	5	50	1.972	.692	2.240	1.550-1.610	1.240
L425A	34216	1-1/2	1-1/2	5	50	2.187	.672	2.640	1.810-1.895	1.460
L426A	34217	2	2	5	30	2.612	.752	3.155	2.260-2.485	1.935
L427A	42700	2-1/2	2-1/2	5	5	2.983	.983	3.810	2.770-2.950	2.440
L428A	42800	3	3	1	6	3.963	1.078	4.320	3.170-3.560	2.980
L429A	42900	3-1/2	3-1/2	1	6	4.358	1.093	4.860	3.630-4.155	3.478
L4210A	42100	4	4	1	6	4.653	1.093	5.415	4.030-4.635	3.977

Refer to chart on page E-23 for a list of cable types.

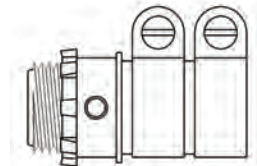
Concrete tight when taped.



E60812 LR49636



Sizes 3/8" - 2" are manufactured as shown above.



Sizes 2-1/2" - 4" are manufactured as shown above.



Duplex Connector

Zinc die-cast. Single screw for Flex • AC • MC • NM cable • MCI-A cable.

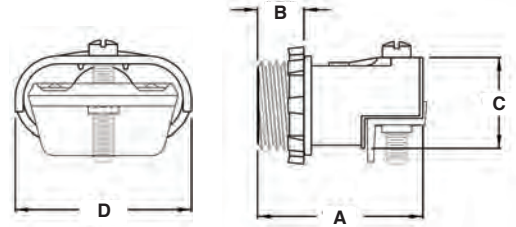


CATALOG NUMBER	UPC/DCI/NAED MFG #01 8997	TRADE SIZE	KO SIZE	UNIT PKG	STD PKG	DIM A	DIM B	DIM C	DIM D	CABLE RANGE
846	00846	3/8	1/2	25	250	1.542	.437	.888	1.672	.150-.612

Refer to chart on page E-24 for a list of cable types.
Refer to chart on page E-27 for MCI-A cable ranges. Concrete tight when taped.



E60812 LR49636



Duplex SNAP-TITE® Connectors

Single screw for Flex • AC • MC • NM cable. Zinc die-cast.



CATALOG NUMBER	UPC/DCI/NAED MFG #01 8997	TRADE SIZE	KO SIZE	UNIT PKG	STD PKG	DIM A	DIM B	DIM C	DIM D	CABLE RANGE
846ST‡	80050	3/8	1/2	25	250	1.635	.510	.888	1.654	.150-.612
846AST*	80052	3/8	1/2	25	250	1.728	.603	.888	1.654	.150-.612

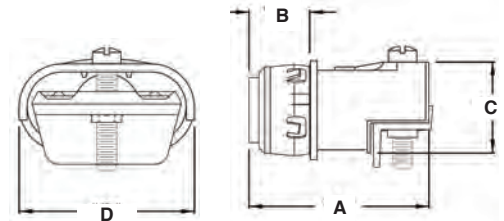
*Provided with insulated throat.

‡Also for MCI-A cable.
Refer to page E-27 for cable ranges.
Refer to chart on page E-24 for a list of cable types.
Concrete tight when taped.
SNAP-TITE® products have been tested and listed by UL in accordance with UL's ground fault requirements. For additional information see page 6.

PATENTED.



E60812 LR49636



Duplex Connector

Twin screw with steel strap. Zinc die-cast. For Flex • NM • AC • MC steel and aluminum jacketed cables.

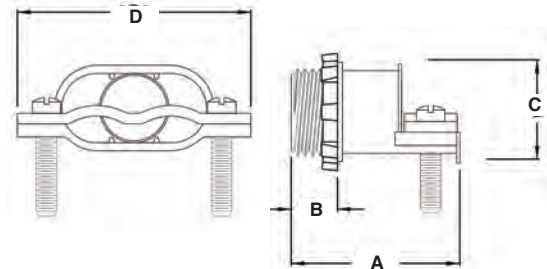


CATALOG NUMBER	UPC/DCI/NAED MFG #01 8997	TRADE SIZE	KO SIZE	UNIT PKG	STD PKG	DIM A	DIM B	DIM C	DIM D	CABLE RANGE
846SS	80054	3/8	1/2	25	250	1.562	.437	.888	2.200	.210-.612

Refer to chart on page E-24 for a list of cable types.
Concrete tight when taped.



E60812 LR49636





90° Duplex Connector

Zinc die-cast. Twin screw for Flex • NM • AC • MC steel and aluminum jacketed cables • MCI-A cable.



CATALOG NUMBER	UPC/DCI/NAED MFG #01 8997	TRADE SIZE	KO SIZE	UNIT PKG	STD PKG	DIM A	DIM B	DIM C	DIM D	CABLE RANGE
----------------	---------------------------	------------	---------	----------	---------	-------	-------	-------	-------	-------------

84690 00090 3/8 1/2 10 100 1.087 1.707 1.965 .379 .512-.612

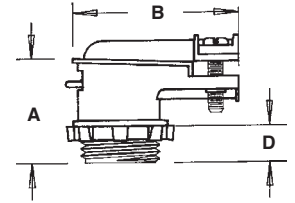
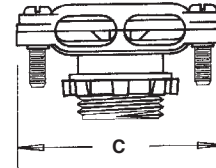
Refer to chart on page E-24 for a list of cable types.

Refer to chart on page E-27 for MCI-A cable ranges.

Concrete tight when taped.



E60812 LR49636



90° Duplex SNAP-TITE® Connector

Zinc die-cast. Twin screw for NM • Flex • AC • MC steel and aluminum jacketed cables • MCI-A cable.



CATALOG NUMBER	UPC/DCI/NAED MFG #01 8997	TRADE SIZE	KO SIZE	UNIT PKG	STD PKG	DIM A	DIM B	DIM C	DIM D	CABLE RANGE
----------------	---------------------------	------------	---------	----------	---------	-------	-------	-------	-------	-------------

84690ST 58230 3/8 1/2 10 100 1.087 1.707 1.965 .458 .512-.612

Refer to chart on page E-24 for a list of cable types.

Refer to chart on page E-27 for MCI-A cable ranges.

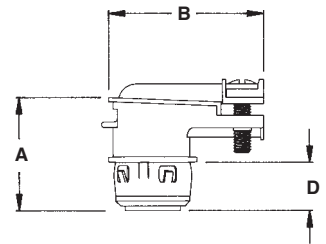
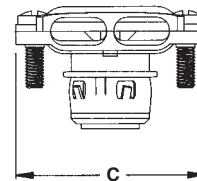
Concrete tight when taped.

SNAP-TITE® products have been tested and listed by UL in accordance with UL's ground fault requirements. For additional information see page 6.

PATENTED.



E20643 LR49636



Set-Screw Connectors

For Flex • AC • MC cable.
Zinc die-cast. Not for use with aluminum jacketed cables.



CATALOG NUMBER	UPC/DCI/NAED MFG #01 8997	TRADE SIZE	KO SIZE	UNIT PKG	STD PKG	DIM A	DIM B	DIM C	CABLE RANGE	END STOP DIAMETER
----------------	---------------------------	------------	---------	----------	---------	-------	-------	-------	-------------	-------------------

L48 34800 1/2 1/2 25 250 1.470 .450 1.260 .625-.915 .620

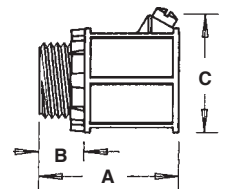
L49 34900 3/4 3/4 20 200 1.540 .450 1.500 .820-.910 .815

Refer to chart on page E-24 for a list of cable types.

Concrete tight when taped.



E60812 LR49636





**SADDLEGRIP®
Connectors**

For aluminum and steel Flex • AC • MC cable. Zinc die-cast.



CATALOG NUMBER	UPC/DCI/NAED MFG #01 8997	TRADE SIZE	KO SIZE	UNIT PKG	STD PKG	DIM A	DIM B	DIM C	CABLE RANGE	END STOP DIAMETER
SG38‡	18065	3/8	1/2	50	500	1.000	.400	1.077	.405-.612	.400
SG38A*‡	80138	3/8	1/2	50	500	1.090	.490	1.077	.405-.612	.400
SG380‡	18060	3/8	1/2	50	500	1.000	.400	1.077	.405-.612	.400 x .580
SG380A*‡	80140	3/8	1/2	50	500	1.090	.490	1.077	.405-.612	.400 x .580
SG40‡	01740	7/16	1/2	50	500	1.480	.480	1.125	.530-.790	.620
SG50‡	07500	1/2	1/2	50	500	1.480	.480	1.277	.710-.910	.620
SG50A*‡	37501	1/2	1/2	50	500	1.511	.511	1.277	.710-.910	.620
SG75	18075	3/4	3/4	20	200	1.435	.450	1.470	.840-11.10	.820
SG75A*	17751	3/4	3/4	20	200	1.466	.481	1.470	.840-1.110	.820

*Provided with insulated throat.

‡Also for MCI-A cable. Refer to page E-27 for cable ranges.

Refer to chart on page E-25 for a list of cable types.

Concrete tight when taped.

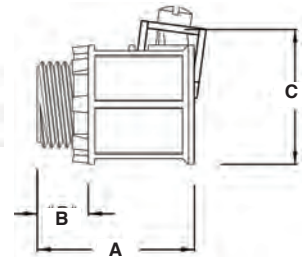
For cables smaller than .405" see L16 and L16ST on page E-5.



SG380



SG38



E60812 LR49636

**Duplex
SADDLEGRIP®
Connectors**

Zinc die-cast. For aluminum and steel Flex • AC • MC cable • MCI-A cable.



CATALOG NUMBER	UPC/DCI/NAED MFG #01 8997	TRADE SIZE	KO SIZE	UNIT PKG	STD PKG	DIM A	DIM B	DIM C	CABLE RANGE
SG3838	17383	3/8	1/2	25	100	.452	1.526	.780	(2) .445-.612
SG3838A*	36205	3/8	1/2	25	100	.512	1.586	.780	(2) .445-.612

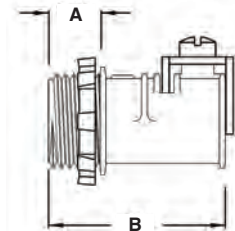
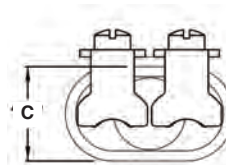
*Provided with insulated throat.

Refer to chart on page E-24 for a list of cable types.

Refer to chart on page E-27 for MCI-A cable ranges.

Concrete tight when taped.

With independent securing of the cables, you can use two different size cables.



E60812 LR49636



**SADDLEGRIP®
SNAP-TITE®
Connectors**

For aluminum and steel Flex • AC • MC cable. Zinc die-cast. MCI-A cable.



SG38AST



SG380AST

CATALOG NUMBER	UPC/DCI/NAED MFG #01 8997	TRADE SIZE	KO SIZE	UNIT PKG	STD PKG	DIM A	DIM B	DIM C	CABLE RANGE	END STOP DIAMETER
SG38AST*‡	80144	3/8	1/2	50	500	1.203	.555	1.077	.405-.612	.400
SG380AST*‡	80148	3/8	1/2	50	500	1.145	.555	1.077	.405-.612	.400 x .580
SG50ST‡	80150	1/2	1/2	50	500	1.458	.510	1.235	.710-.910	.620
SG50AST*‡	17501	1/2	1/2	50	500	1.145	.555	1.277	.710-.910	.620
SG75ST	18080	3/4	3/4	20	200	1.495	.510	1.570	.840-1.110	.820
SG75AST*	17755	3/4	3/4	20	200	1.540	.555	1.570	.840-1.110	.820

*Provided with insulated throat.

‡Also for MCI-A cable. Refer to page E-27 for cable ranges.

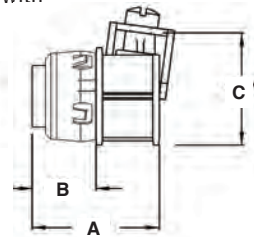
Refer to chart on page E-25 for a list of cable types.

Concrete tight when taped.

For cables smaller than .405" see L16 and L16ST on page E-5.

SNAP-TITE® products have been tested and listed by UL in accordance with UL's ground fault requirements. For additional information see page 6.

PATENTED.



**Duplex
SADDLEGRIP®
SNAP-TITE®
Connectors**

Zinc die-cast. For aluminum and steel Flex • AC • MC cable • MCI-A cable.



CATALOG NUMBER	UPC/DCI/NAED MFG #01 8997	TRADE SIZE	KO SIZE	UNIT PKG	STD PKG	DIM A	DIM B	DIM C	CABLE RANGE
SG3838ST	80152	3/8	1/2	25	100	.455	1.560	.780	(2) .445-.612
SG3838AST*	36210	3/8	1/2	25	100	.605	1.610	.780	(2) .445-.612

*Provided with insulated throat.

Refer to chart on page E-24 for a list of cable types.

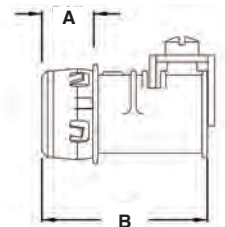
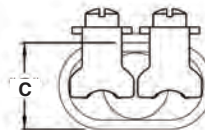
Refer to chart on page E-27 for MCI-A cable ranges.

Concrete tight when taped.

With independent securing of the cables, you can use two different size cables.

SNAP-TITE® products have been tested and listed by UL in accordance with UL's ground fault requirements. For additional information see page 6.

PATENTED.





45° Connectors

For aluminum and steel Flex • AC • MC cable. Zinc die-cast.

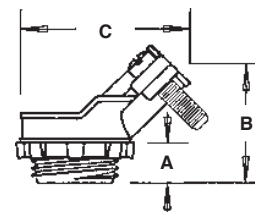


CATALOG NUMBER	UPC/DCI/NAED MFG #01 8997	TRADE SIZE	KO SIZE	UNIT PKG	STD PKG	DIM A	DIM B	DIM C	CABLE RANGE	END STOP DIAMETER
4501	04501	3/8	1/2	50	500	.382	1.132	1.588	.445-.612	.620
4502	04502	1/2	1/2	25	250	.382	1.150	1.775	.620-.895	.635

Refer to chart on page E-24 for a list of cable types.
Concrete tight when taped.



E60812 LR49636



45° SNAP-TITE® Connectors

With spring steel clip.
For aluminum and steel Flex • AC • MC cable. Zinc die-cast.



CATALOG NUMBER	UPC/DCI/NAED MFG #01 8997	TRADE SIZE	KO SIZE	UNIT PKG	STD PKG	DIM A	DIM B	DIM C	CABLE RANGE	END STOP DIAMETER
4501ST	06002	3/8	1/2	50	500	.382	1.132	1.588	.445-.612	.620
4502ST	06004	1/2	1/2	25	250	.382	1.150	1.775	.620-.895	.635

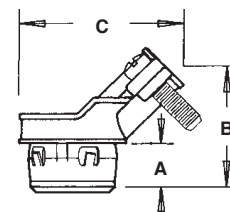
Refer to chart on page E-24 for a list of cable types.
Concrete tight when taped.

SNAP-TITE® products have been tested and listed by UL in accordance with UL's ground fault requirements. For additional information see page 6.

PATENTED.



E60812 LR49636



90° SNAP-TITE® Connectors

With spring steel clip.
For aluminum and steel Flex • AC • MC cable. Zinc die-cast.
MCI-A cable.



CATALOG NUMBER	UPC/DCI/NAED MFG #01 8997	TRADE SIZE	KO SIZE	UNIT PKG	STD PKG	DIM A	DIM B	DIM C	CABLE RANGE
850ST	80154	3/8	1/2	50	500	1.540	.430	1.800	.440-.750
850AST*	80156	3/8	1/2	50	500	1.600	.490	1.775	.440-.750
851ST‡	80158	1/2	1/2	25	250	1.600	.430	2.140	.642-1.075
851AST*‡	80160	1/2	1/2	25	250	1.651	.490	2.145	.648-1.081

*Provided with insulated throat.

‡Also for MCI-A cable.

Refer to page E-27 for cable ranges.

Refer to chart on page E-23 for a list of cable types.

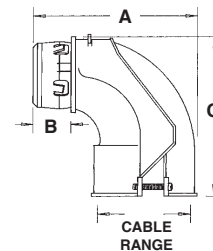
Concrete tight when taped.

SNAP-TITE® products have been tested and listed by UL in accordance with UL's ground fault requirements. For additional information see page 6.

PATENTED.



E18304 LR49636





90° Connectors

For aluminum and steel
Flex • AC • MC cable.
Zinc die-cast. MCI-A cable.



CATALOG NUMBER	UPC/DCI/NAED MFG #01 8997	TRADE SIZE	KO SIZE	UNIT PKG	STD PKG	DIM A	DIM B	DIM C	CABLE RANGE
85‡	00893	3/8	1/2	50	500	1.370	.340	1.800	.370-.510
85A*	12510	3/8	1/2	50	500	1.432	.400	1.800	.370-.510

*Provided with insulated throat.

‡Also for MCI-A cable.
Refer to page E-27 for cable ranges.

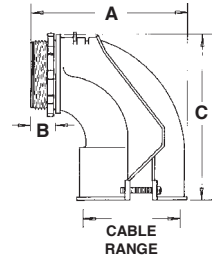
Refer to chart on page E-24 for a list of cable types.

Concrete tight when taped.

PATENT PENDING.



E18304 LR49636



90° SNAP-TITE® Connectors

With spring steel clip.
For aluminum and steel Flex • AC • MC cable. Zinc die-cast. MCI-A cable.



CATALOG NUMBER	UPC/DCI/NAED MFG #01 8997	TRADE SIZE	KO SIZE	UNIT PKG	STD PKG	DIM A	DIM B	DIM C	CABLE RANGE
85ST‡	00894	3/8	1/2	50	500	1.540	.430	1.800	.370-.510
85AST*	12511	3/8	1/2	50	500	1.600	.490	1.800	.370-.510

*Provided with insulated throat.

‡Also for MCI-A cable. Refer to page E-27 for cable ranges.

Refer to chart on page E-24 for a list of cable types.

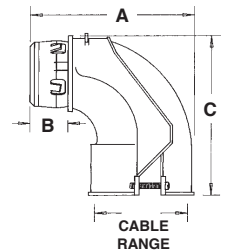
Concrete tight when taped.

SNAP-TITE® products have been tested and listed by UL in accordance with UL's ground fault requirements. For additional information see page 6.

PATENT PENDING.



E18304 LR49636



Screw-On Snap-In Connectors

Spring steel clip with non-metallic body. Screws onto 3/8" Flex.



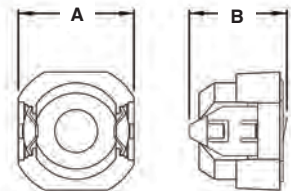
CATALOG NUMBER	UPC/DCI/NAED MFG #01 8997	TRADE SIZE	KO SIZE	UNIT PKG	STD PKG	DIM A	DIM B
GFSC38	20737	3/8	1/2	50	500	1.005	.785
GFSC38B	20739	3/8	1/2	-	1000	1.005	.785

For flexible metal conduit only.



E60812 LR49636

Snaps into KO with 50% less force!





90° Connectors

For aluminum and steel Flex • AC • MC cable. Zinc die-cast. MCI-A cable.



CATALOG NUMBER	UPC/DCI/NAED MFG #01 8997	TRADE SIZE	KO SIZE	UNIT PKG	STD PKG	DIM A	DIM B	DIM C	CABLE RANGE
850†	00850	3/8	1/2	50	500	1.370	.340	1.800	.440-.750
851†	00851	1/2	1/2	25	250	1.780	.410	2.140	.635-1.085
852	00852	3/4	3/4	15	150	2.065	.500	2.346	.830-1.380
853	00853	1	1	10	50	2.560	.500	2.896	1.330-1.570
854	00854	1-1/4	1-1/4	5	25	2.812	.500	3.080	1.625-1.940
855	00855	1-1/2	1-1/2	1	10	4.875	.750	6.050	1.400-2.400
856	00856	2	2	1	10	4.875	.750	6.050	1.400-2.400
857†	00857	2-1/2	2-1/2	1	1	6.125	.875	7.187	2.600-3.100
858†	00858	3	3	1	1	6.700	1.031	7.875	3.100-3.640
859†	00859	3-1/2	3-1/2	1	1	7.500	1.031	9.400	3.380-4.220
8510†	08510	4	4	1	1	8.700	1.031	10.200	3.730-4.550

†Malleable.

‡Also for MCI-A cable.

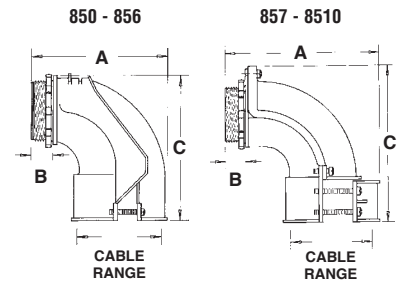
Refer to page E-27 for cable ranges.

Refer to chart on page E-23 for a list of cable types.

Concrete tight when taped.



E18304 LR49636



90° Connectors with Insulated Throat

For aluminum and steel Flex • AC • MC cable. Zinc die-cast. MCI-A cable.



CATALOG NUMBER	UPC/DCI/NAED MFG #01 8997	TRADE SIZE	KO SIZE	UNIT PKG	STD PKG	DIM A	DIM B	DIM C	CABLE RANGE
850A‡	85010	3/8	1/2	50	500	1.432	.400	1.800	.440-.750
851A‡	85110	1/2	1/2	25	250	1.510	.400	2.260	.635-1.085
852A	85210	3/4	3/4	15	150	2.096	.531	2.380	.830-1.380
853A	85310	1	1	10	50	2.622	.687	2.080	1.330-1.570
854A	85410	1-1/4	1-1/4	5	25	3.222	.687	3.080	1.625-1.940
855A	85510	1-1/2	1-1/2	1	10	4.968	.843	6.050	1.400-2.400
856A	85610	2	2	1	10	4.968	.843	6.050	1.400-2.400
857A†	08571	2-1/2	2-1/2	1	1	6.218	.968	7.187	2.600-3.100
858A†	08581	3	3	1	1	6.793	1.125	7.875	3.100-3.640
859A†	08591	3-1/2	3-1/2	1	1	8.810	1.125	9.400	3.380-4.220
8510A†	85101	4	4	1	1	8.793	1.125	10.200	3.730-4.550

†Malleable.

‡Also for MCI-A cable.

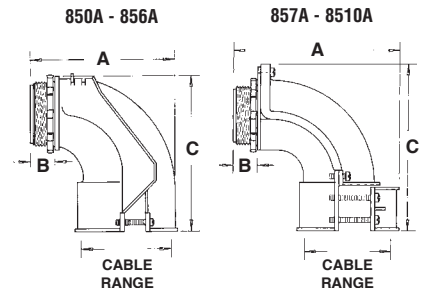
Refer to page E-27 for cable ranges.

Refer to chart on page E-23 for a list of cable types.

Concrete tight when taped.



E18304 LR49636



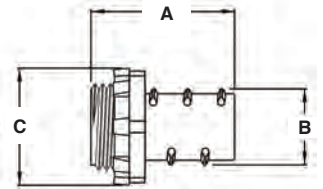


Screw-In Connectors

For flexible metal conduit.
Zinc die-cast.



CATALOG NUMBER	UPC/DCI/NAED MFG #01 8997	TRADE SIZE	KO SIZE	UNIT PKG	STD PKG	DIM A	DIM B	DIM C
GF38	76380	3/8	1/2	50	500	1.340	.470	1.140
GF50	76500	1/2	1/2	50	250	1.340	.710	1.140
GF75	76750	3/4	3/4	25	250	1.565	.930	1.390
GF100	76100	1	1	25	100	1.700	1.125	1.580
GF125	76125	1-1/4	1-1/4	10	40	2.120	1.410	2.115
GF150	76150	1-1/2	1-1/2	10	40	2.406	1.695	2.370
GF200	76200	2	2	5	20	2.570	2.190	2.890

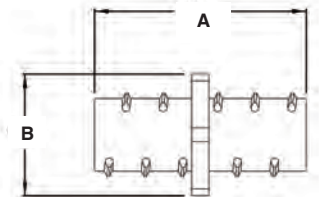


Screw-In Coupling

For flexible metal conduit.
Zinc die-cast.



CATALOG NUMBER	UPC/DCI/NAED MFG #01 8997	TRADE SIZE	UNIT PKG	STD PKG	DIM A	DIM B
GFC50	76350	1/2	25	250	2.200	1.160
GFC75	76375	3/4	25	250	2.200	2.200
GFC100	76340	1	10	100	2.312	1.406
GFC125	76360	1-1/4	10	100	3.125	2.125
GFC150	76370	1-1/2	5	50	3.186	2.375
GFC200	76372	2	3	30	4.125	2.937





**Screw-In
Connectors with
Insulated Throat**

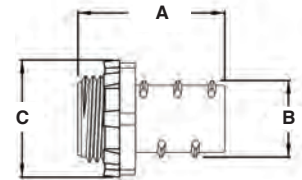
For flexible metal conduit.
Zinc die-cast.



CATALOG NUMBER	UPC/DCI/NAED MFG #01 8997	TRADE SIZE	KO SIZE	UNIT PKG	STD PKG	DIM A	DIM B	DIM C
GF38A	76381	3/8	1/2	50	500	1.371	.470	1.140
GF50A	76501	1/2	1/2	50	250	1.450	.710	1.140
GF75A	76751	3/4	3/4	25	250	1.596	.930	1.390
GF100A	76101	1	1	25	100	1.992	1.125	1.685
GF125A	76251	1-1/4	1-1/4	10	40	2.182	1.410	2.115
GF150A	76151	1-1/2	1-1/2	10	40	2.372	1.695	2.370
GF200A	76201	2	2	5	20	2.663	2.190	2.890



E60812 LR49636



**Screw-In
SNAP-TITE®
Connectors**

With spring steel clip.
For flexible metal conduit.
Zinc die-cast.



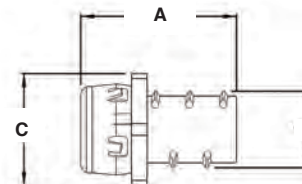
CATALOG NUMBER	UPC/DCI/NAED MFG #01 8997	TRADE SIZE	KO SIZE	UNIT PKG	STD PKG	DIM A	DIM B	DIM C
GF38ST	80162	3/8	1/2	50	500	1.470	.475	1.055
GF50ST	80166	1/2	1/2	50	250	1.468	.720	1.055
GF75ST	80170	3/4	3/4	25	250	1.694	.940	1.350

SNAP-TITE® products have been tested and listed by UL in accordance with UL's ground fault requirements. For additional information see page 6.

PATENTED.



E60812 LR49636



**Screw-In
SNAP-TITE®
Connectors with
Insulated Throat**

With spring steel clip.
For flexible metal conduit.
Zinc die-cast.



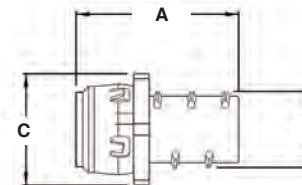
CATALOG NUMBER	UPC/DCI/NAED MFG #01 8997	TRADE SIZE	KO SIZE	UNIT PKG	STD PKG	DIM A	DIM B	DIM C
GF38AST	80164	3/8	1/2	50	500	1.456	.480	1.045
GF50AST	80168	1/2	1/2	50	250	1.456	.727	1.045

SNAP-TITE® products have been tested and listed by UL in accordance with UL's ground fault requirements. For additional information see page 6.

PATENTED.



E60812 LR49636





Combination Coupling

EMT set-screw to Flex.
Zinc die-cast.

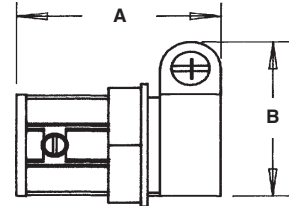


CATALOG NUMBER	UPC/DCI/NAED MFG #01 8997	EMT SIZE	FLEX SIZE	UNIT PKG	STD PKG	DIM A	DIM B	CABLE RANGE
860*	00860	1/2	3/8	50	500	1.280	1.140	.530-.620
861	00861	1/2	1/2	25	250	1.645	1.340	.850-.910
862	00862	3/4	3/4	25	100	1.975	1.535	1.100-1.130

*CSA only.



E60812 LR49636



Combination Coupling

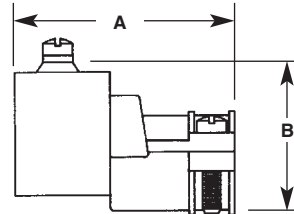
EMT set-screw to Flex.
Zinc die-cast.



CATALOG NUMBER	UPC/DCI/NAED MFG #01 8997	EMT SIZE	FLEX SIZE	UNIT PKG	STD PKG	DIM A	DIM B	CABLE RANGE
8610	08610	1/2	1/2	50	500	1.736	1.242	.850-.910
8620	08620	3/4	3/4	25	100	1.934	1.242	1.100-1.135
8630	08630	1	1	10	40	2.285	1.700	1.255-1.375



E60812 LR49636



Combination Coupling

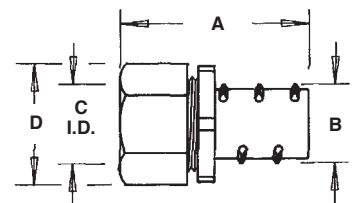
EMT compression to flexible metal conduit. Zinc die-cast.



CATALOG NUMBER	UPC/DCI/NAED MFG #01 8997	EMT SIZE	FLEX SIZE	UNIT PKG	STD PKG	DIM A	DIM B	DIM C	DIM D
GF860	76860	1/2	3/8	25	100	1.535	.445	.725	1.060
GF861	76861	1/2	1/2	25	250	1.345	.715	.725	1.060
GF862	76862	3/4	3/4	25	250	1.700	.935	.935	1.305
GF863	80173	1	1	25	100	1.895	1.125	1.070	1.625




E60812 LR49636



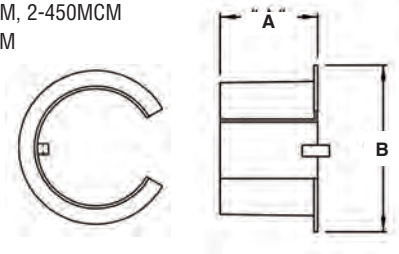


Anti-Short Bushings

Plastic.



CATALOG NUMBER	UPC/DCI/NAED MFG #01 8997	TRADE SIZE	CABLE SIZES	STD PKG	DIM A	DIM B
AS0	10500	5/16"	14/2, 14/3, 12/2	100/BAG	.590	.680
AS1	10510	3/8"	14/4, 12/3, 6/1, 4/1	100/BAG	.630	.758
AS2	10520	7/16"	12/4, 10/2, 10/3, 2/1	50/BAG	.680	.920
AS3	10530	1/2"	10/4, 8/2, 8/3, 1/1	50/BAG	.770	1.130
AS4	10540	3/4"	8/4, 6/2, 6/3, 6/4, 4/2, 4/3	50/BAG	.880	1.340
AS5	06052	1"	3-1, 2-1, 2-1/10, 1-300MCM, 1-350MCM 1-400MCM, 1-450MCM, 1-500MCM	25/BAG	1.038	1.460
AS6	06054	1-1/4"	4-1, 4-1/10, 4-2/0, 3-1/0, 3-2/0 3-3/0, 2-2/0, 2-3/0, 2-4/0 1-600MCM, 1-650MCM, 1-700MCM 1-750MCM, 1-800MCM, 1-900MCM	10/BAG	1.100	1.720
AS7	06056	1-1/2"	4-3/0, 4-4/0, 3-4/0 3-250MCM, 3-300MCM, 2-250MCM 2-300MCM, 2-350MCM, 1-1000MCM	10/BAG	1.162	2.175
AS8	06058	2 to 2-1/2"	4-250MCM, 4-300MCM, 4-350MCM 4-400MCM, 4-450MCM, 4-500MCM 3-350MCM, 3-400MCM, 3-450MCM 3-500MCM, 2-400MCM, 2-450MCM 2-500MCM	10/BAG	1.330	2.625



1-Hole AC/MC Strap

Plated steel.

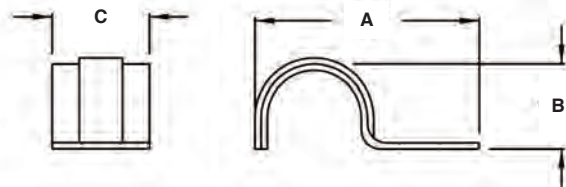


310



311

CATALOG NUMBER	UPC/DCI/NAED MFG #01 8997	CABLE RANGE	CABLE SIZES	UNIT PKG	STD PKG	DIM A	DIM B	DIM C
310	00310	.503-.580	14/4, 14/3, 12/4 12/3, 10/3, 10/2, 12/2	100	1000	1.285	.550	.750
311	84174	.200-.320	#4 and #2 bare copper	100	1000	1.125	.210	.500



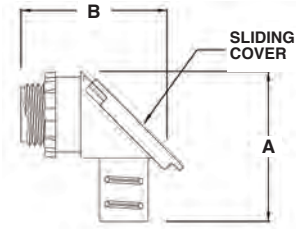


90° Connectors

For flexible metal conduit.
Screw in type with sliding cover. Zinc die-cast.



CATALOG NUMBER	UPC/DCI/NAED MFG #01 8997	TRADE SIZE	KO SIZE	UNIT PKG	STD PKG	DIM A	DIM B
GF850	85000	1/2	1/2	25	100	1.975	1.820



90° SNAP-TITE® Connectors

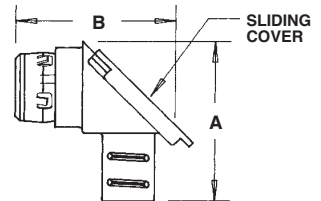
With spring steel clip.
For flexible metal conduit.
Screw-in type with sliding cover. Zinc die-cast.



CATALOG NUMBER	UPC/DCI/NAED MFG #01 8997	TRADE SIZE	KO SIZE	UNIT PKG	STD PKG	DIM A	DIM B
GF850ST	84850	1/2	1/2	25	100	1.969	1.969

SNAP-TITE® products have been tested and listed by UL in accordance with UL's ground fault requirements. For additional information see page 6.

PATENTED.



Stackable AC/MC/ Flex Cable Strap

Holds AC • MC • Flex cable securely centered on wood or metal studs... 14/2, 14/3, 14/4, 12/2, 12/3, 12/4, 10/2, 10/3.




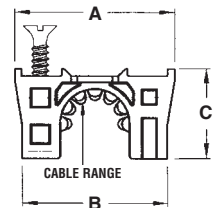

Listed for support, not just positioning!

CATALOG NUMBER	UPC/DCI/NAED MFG #01 8997	UNIT PKG	STD PKG	DIM A	DIM B	DIM C	CABLE RANGE
NM310	54010	100	1000	1.345	1.224	.750	.420-.600

PATENTED.



**Screw to the stud,
then add as many as
you need!**



The easy to use 'Stackable' Cable Strap holds up to 5 runs of cable!

- Meets 2008 NEC Codes 320.30, 330.30, and 348.30
- Meets requirements of proposed UL standard 2239 for support of conduit and cable
- Includes screw for attaching to wood or metal studs
- Listed for use in environmental air handling spaces per 2008 NEC code requirement 300-22(c).



Cable Types

Style	Part Number ST = SNAP-TITE®	KO Size	Outer Armor Diameter Flex MC/AC	Throat Diameter	Number of Cables	Flexible Metal Conduit (FMC)					Armored Cable (AC)		Metal Clad Cable (MC)		AC/ MC
						Insulated Throat	Steel	Aluminum	Reduced Wall Steel	Reduced Wall Aluminum	Steel	Aluminum	Steel	Aluminum Corrugated	
90° Two Screw Clamp Type Connectors	85	1/2	.370 - .510	.620	1		•	•	•	•	•	•	•	•	•
	85ST	1/2	.370 - .510	.620	1		•	•	•	•	•	•	•	•	•
	85A	1/2	.370 - .510	.560	1	•	•	•	•	•	•	•	•	•	•
	85AST	1/2	.370 - .510	.560	1	•	•	•	•	•	•	•	•	•	•
	850	1/2	.440 - .750	.620	1		•	•	•	•	•	•	•	•	•
	850A	1/2	.440 - .750	.560	1	•	•	•	•	•	•	•	•	•	•
	850ST	1/2	.440 - .750	.620	1		•	•	•	•	•	•	•	•	•
	850AST	1/2	.440 - .750	.560	1	•	•	•	•	•	•	•	•	•	•
	851	1/2	.635 - 1.085	.620	1		•	•	•	•	•	•	•	•	•
	851A	1/2	.635 - 1.085	.560	1	•	•	•	•	•	•	•	•	•	•
	851ST	1/2	.635 - 1.085	.620	1		•	•	•	•	•	•	•	•	•
	851AST	1/2	.635 - 1.085	.560	1	•	•	•	•	•	•	•	•	•	•
	852	3/4	.830 - 1.380	.825	1		•	•	•	•	•	•	•	•	•
	852A	3/4	.830 - 1.380	.765	1	•	•	•	•	•	•	•	•	•	•
	853	1	1.330 - 1.570	1.025	1		•	•	•	•	•	•	•	•	•
	853A	1	1.330 - 1.570	.974	1	•	•	•	•	•	•	•	•	•	•
	854	1-1/4	1.625 - 1.940	1.375	1		•	•	•	•	•	•	•	•	•
	854A	1-1/4	1.625 - 1.940	1.294	1	•	•	•	•	•	•	•	•	•	•
	855	1-1/2	1.400 - 2.400	1.575	1		•	•	•	•	•	•	•	•	•
	855A	1-1/2	1.400 - 2.400	1.532	1	•	•	•	•	•	•	•	•	•	•
856	2	1.400 - 2.400	2.030	1		•	•	•	•	•	•	•	•	•	
856A	2	1.400 - 2.400	2.007	1	•	•	•	•	•	•	•	•	•	•	
857	2-1/2	2.600 - 3.100	2.450	1		•	•	•	•	•	•	•	•	•	
857A	2-1/2	2.600 - 3.100	2.425	1	•	•	•	•	•	•	•	•	•	•	
858	3	3.100 - 3.640	3.140	1		•	•	•	•	•	•	•	•	•	
858A	3	3.100 - 3.640	3.050	1	•	•	•	•	•	•	•	•	•	•	
859	3-1/2	3.380 - 4.220	3.540	1		•	•	•	•	•	•	•	•	•	
859A	3-1/2	3.380 - 4.220	3.960	1	•	•	•	•	•	•	•	•	•	•	
8510	4	3.730 - 4.550	3.540	1		•	•	•	•	•	•	•	•	•	
8510A	4	3.730 - 4.550	3.960	1	•	•	•	•	•	•	•	•	•	•	
Squeeze Connectors	L42	1/2	.530 - .620	.400	1		•	•	•	•	•	•	•	•	•
	L420	1/2	.530 - .620	.400 x .580	1						•	•	•	•	•
	L421	1/2	.850 - .910	.620	1		•	•	•	•	•	•	•	•	•
	L421A	1/2	.850 - .910	.620	1	•	•	•	•	•	•	•	•	•	•
	L422	3/4	1.100 - 1.135	.820	1		•	•	•	•	•	•	•	•	•
	L422A	3/4	1.100 - 1.135	.820	1	•	•	•	•	•	•	•	•	•	•
	L423	1	1.255 - 1.375	.940	1		•	•	•	•	•	•	•	•	•
	L423A	1	1.255 - 1.375	.940	1	•	•	•	•	•	•	•	•	•	•
	L424	1-1/4	1.550 - 1.610	1.240	1		•	•	•	•	•	•	•	•	•
	L424A	1-1/4	1.550 - 1.610	1.240	1	•	•	•	•	•	•	•	•	•	•
	L425	1-1/2	1.810 - 1.895	1.460	1		•	•	•	•	•	•	•	•	•
	L425A	1-1/2	1.810 - 1.895	1.460	1	•	•	•	•	•	•	•	•	•	•
	L426	2	2.260 - 2.485	1.935	1		•	•	•	•	•	•	•	•	•
	L426A	2	2.260 - 2.485	1.935	1	•	•	•	•	•	•	•	•	•	•
	L427	2-1/2	2.770 - 2.950	2.440	1		•	•	•	•	•	•	•	•	•
	L427A	2-1/2	2.770 - 2.950	2.440	1	•	•	•	•	•	•	•	•	•	•
L428	3	3.170 - 3.560	2.980	1		•	•	•	•	•	•	•	•	•	

(Continued next page)



Cable Types (Continued)

Style	Part Number ST = SNAP-TITE®	KO Size	Outer Armor Diameter Flex MC/AC	Throat Diameter	Number of Cables	Flexible Metal Conduit (FMC)				Armored Cable (AC)		Metal Clad Cable (MC)		AC/ MC
						Insulated Throat	Steel	Aluminum	Reduced Wall Steel	Reduced Wall Aluminum	Steel	Aluminum	Steel	
Squeeze Connectors (Continued)	L428A	3	3.170 - 3.560	2.980	1	•	•	•	•	•				
	L429	3-1/2	3.630 - 4.155	3.478	1		•	•	•	•				
	L429A	3-1/2	3.630 - 4.155	3.478	1	•	•	•	•	•				
	L4210	4	4.030 - 4.635	3.977	1		•	•	•	•				
	L4210A	4	4.030 - 4.635	3.977	1	•	•	•	•	•				
Clamp Type Two Cable Connectors	846	1/2	.370 - .612	.630	2		•	•	•	•	•	•	•	•
	846ST	1/2	.370 - .612	.630	2		•	•	•	•	•	•	•	•
	846AST	1/2	.370 - .612	.560	2	•	•	•	•	•	•	•	•	•
	846SS	1/2	.370 - .612	.630	2		•	•	•	•	•	•	•	•
	84690	1/2	.370 - .612	.630	2		•	•	•	•	•	•	•	•
	84690ST	1/2	.370 - .612	.630	2		•	•	•	•	•	•	•	•
Set Screw Connectors	L48	1/2	.625 - .915	.630	1		•	•	•	•	•			
	L49	3/4	.820 - .910	.845	1		•	•	•	•	•			
SADDLEGRIP® Duplex Connectors	SG3838	1/2	.430 - .612	.630	2		•	•	•	•	•	•	•	•
	SG3838A	1/2	.430 - .612	.620	2	•	•	•	•	•	•	•	•	•
	SG3838ST	1/2	.430 - .612	.620	2		•	•	•	•	•	•	•	•
	SG3838AST	1/2	.430 - .612	.620	2	•	•	•	•	•	•	•	•	•
Two Screw Clamp Type Connectors	4200	1/4	.370 - .612	.380	1		•	•	•	•	•	•	•	•
	4201	1/2	.630 - .810	.615	1		•	•	•	•	•	•	•	•
	4202	3/4	.830 - 1.090	.820	1		•	•	•	•	•	•	•	•
	4203	1	1.000 - 1.365	.985	1		•	•	•	•	•	•	•	•
	4204	1-1/4	1.385 - 1.640	1.365	1		•	•	•	•	•	•	•	•
	4501	1/2	.445 - .612	.620	1		•	•	•	•	•	•	•	•
	4501ST	1/2	.445 - .612	.620	1		•	•	•	•	•	•	•	•
	4502	1/2	.620 - .895	.635	1		•	•	•	•	•	•	•	•
	4502ST	1/2	.620 - .895	.635	1		•	•	•	•	•	•	•	•
	840	1/2	.370 - .612	.400 x .580	1		•	•	•	•	•	•	•	•
	840ST	1/2	.370 - .612	.400 x .580	1		•	•	•	•	•	•	•	•
	8400	1/2	.370 - .612	.400	1		•	•	•	•	•	•	•	•
	8400ST	1/2	.370 - .612	.375	1		•	•	•	•	•	•	•	•
	8401	1/2	.410 - .612	.375	1		•	•	•	•	•	•	•	•
	8402	3/4	.525 - .780	.620	1		•	•	•	•	•	•	•	•
	8403	1	.790 - .980	.840	1						•	•	•	•
	8404	1-1/4	1.050 - 1.345	1.030	1						•	•	•	•
	8405	1-1/2	1.410 - 1.633	1.390	1						•	•	•	•
	8407	2	1.640 - 2.040	1.610	1						•	•	•	•
	84075	2	1.640 - 2.040	1.743	1						•	•	•	•
8408	2-1/2	1.950 - 2.480	1.924	1						•	•	•	•	
8409	3	2.420 - 3.070	2.390	1						•	•	•	•	
8410	3-1/2	2.860 - 3.600	2.830	1						•	•	•	•	
Off Center Set Screw Type	845	1/2	.445 - .630	.400 x .580	1				•	•	•			
	845ST	1/2	.445 - .630	.400 x .580	1				•	•	•			
	845R	1/2	.445 - .630	.375	1		•		•	•	•			



MCI-A Cable Ranges

Style	Part Number ST = SNAP-TITE®	KO Size	Cable Range Aluminum	Cable Range Steel	End Stop Diameter	Number of Cables	Insulated Throat	Aluminum	Steel	HCF
90° Two Screw Clamp Type Connectors	85	1/2	.370 - .520	.405 - .580	-	1		•	•	•
	85ST	1/2	.370 - .520	.405 - .580	-	1		•	•	•
	850	1/2	.440 - .595	.440 - .595	-	1		•	•	•
	850A	1/2	.440 - .595	.440 - .595	-	1	•	•	•	•
	851	1/2	.680 - .770	.680 - .770	-	1		•	•	•
	851A	1/2	.680 - .770	.680 - .770	-	1	•	•	•	•
	851ST	1/2	.680 - .770	.680 - .770	-	1		•	•	•
	851AST	1/2	.680 - .770	.680 - .770	-	1	•	•	•	•
Clamp Type Two Cable Connectors	846	1/2	.370 - .612	.405 - .580	-	2		•	•	•
	846ST	1/2	.370 - .612	.405 - .580	-	2		•	•	•
	84690	1/2	.370 - .510	.405 - .580	-	2		•	•	•
	84690ST	1/2	.370 - .510	.405 - .580	-	2		•	•	•
SADDLEGRIP® Duplex Connectors	SG3838	1/2	.430 - .580	.430 - .580	-	2		•	•	•
	SG3838A	1/2	.430 - .580	.430 - .580	-	2	•	•	•	•
	SG3838ST	1/2	.430 - .580	.430 - .580	-	2		•	•	•
	SG3838AST	1/2	.430 - .580	.430 - .580	-	2	•	•	•	•
Two Screw Clamp Type Connectors	840	1/2	.370 - .612	.370 - .612	.400	1		•	•	•
	840ST	1/2	.370 - .612	.370 - .612	.400	1		•	•	•
	8400	1/2	.370 - .612	.370 - .612	.400	1		•	•	•
	8400ST	1/2	.370 - .612	.370 - .612	.400	1		•	•	•
Single Screw Clamp Type Connectors	L16	1/2	.405 - .650	.405 - .650	.400	1		•	•	•
	L16ST	1/2	.405 - .650	.405 - .650	.400	1		•	•	•
	L160	1/2	.370 - .690	.405 - .690	.305	1		•	•	•
	L160ST	1/2	.370 - .690	.405 - .690	.305	1		•	•	•
Straight SADDLEGRIP® Connectors	SG38	1/2	.430 - .520	.430 - .580	.400	1		•	•	•
	SG38A	1/2	.430 - .580	.430 - .580	.400	1	•	•	•	•
	SG38AST	1/2	.430 - .580	.430 - .580	.400	1	•	•	•	•
	SG380	1/2	.430 - .580	.430 - .580	.400	1		•	•	•
	SG380A	1/2	.430 - .580	.430 - .580	.400	1	•	•	•	•
	SG380AST	1/2	.430 - .580	.430 - .580	.400	1	•	•	•	•
	SG40	1/2	.630 - .770	NA	.600	1		•		•
	SG50	1/2	.680 - .850	NA	.620	1		•		•
	SG50A	1/2	.680 - .850	NA	.620	1	•	•		•
	SG50AST	1/2	.680 - .850	NA	.620	1	•	•		•
	SG50ST	1/2	.680 - .850	NA	.620	1		•		•
SNAP ² IT® Connectors Push-In Type	3810AST	1/2	.370 - .490	.405 - .490	.310	1	•	•	•	•
	383810AST	1/2	.370 - .490	.405 - .580	.310	2	•	•	•	•
	4010AST	1/2	.405 - .612	.405 - .580	.400	1	•	•	•	•
	404010AST	1/2	.405 - .612	.405 - .580	.400	2	•	•	•	•
	5010AST	1/2	.590 - .920	.590 - .920	.540	1	•	•	•	•
	505010AST	3/4	.590 - .920	.590 - .920	.540	2	•	•	•	•
	7510AST	3/4	.895 - 1.110	.895 - 1.110	.776	1	•	•	•	•