



Non-Metallic Bushings for Metal Studs

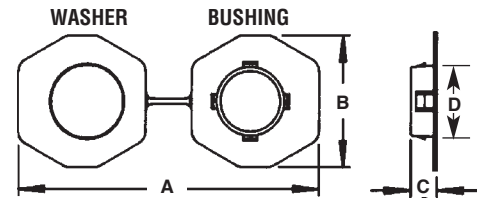


FITS A STANDARD 1" KNOCKOUT

CATALOG NUMBER	UPC/DCI/NAED MFG #01 8997	STUD SIZE	STD PKG	DIM A	DIM B	DIM C	DIM D
SB13	40115	2 x 4	500	5.670	2.500	.505	1.300
SB130	40130	2 x 4	100	5.670	2.500	.505	1.300

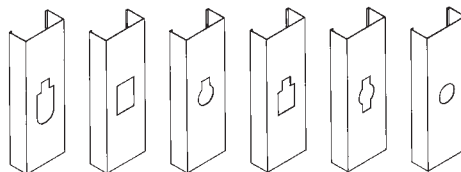

These bushings fit existing irregular shaped holes in metal studs, alleviating the need to punch holes in metal studs, weakening the structural member. Use these bushings to comply with paragraph 300-4(b)(1) of the 2008 NEC code which states that: "In both exposed and concealed locations where nonmetallic-sheathed cables pass through either factory or field punched, cut, or drilled slots or holes in metal members, the cable shall be protected by bushings or grommets covering all metal edges and securely fastened in the opening prior to installation of the cable."

PATENTED.



Installation Instructions

To install these bushings in an irregular shaped hole, pass one end of the joined connector through the hole in the stud. Snap the bushing and the washer ends together. There's no need to separate the two halves. If a punched hole is required, the SB13 can be installed in a standard 1" trade size, round punched hole (1-3/8" diameter). Snap the bushing end into the hole.



Common hole configurations in metal studs.

