




Powerbus 225 pp. 12-2



I-Line Plug-in Busway 225–600 A pp. 12-4
Plug-in Style




Feeder Style

I-Line II Busway 800–5000 A pp. 12-5



I-Line Plug-In Units pp. 12-9



Power-Zone Busway pp.12-14

Powerbus™ 225 Busway

225 Ampere—240 Volt	12-2
100 Ampere—600 Volt	12-2
Powerbus Plug-In Units	12-3

I-Line® / I-Line II Busway

I-Line Busway Standard Components	12-4
I-Line II Busway Standard Components	12-5
I-Line II Pricing Instructions	12-6, 12-7
Accessories	12-8
Plug-In Units (Fusible and Circuit Breaker Types)	12-9, 12-10
H- and J-Frame Circuit Breakers 80% and 100% Rated	12-11
R-Frame Circuit Breakers 80% and 100% Rated	12-12
Plug-In Units (Specialty Types)	12-13

Power-Zone® Busway

Non-Segregated Busway	12-14, 12-15, 12-16
Footage and Fittings	12-15
Options and Accessories	12-16

Distinct service advantages make your Busway installation “hassle-free”

- **Missing Link** program guarantees shipment in a maximum of 5 working days of a small quantity of indoor feeder straight lengths and fittings. Orders for outdoor busway or for international destinations may require 2 extra days for processing.
- **Measurement Services** are offered for your critical and complex projects. Schneider Electric will assist with field measurement and assume responsibility for the layout and exact fit of all components. Contact your local Schneider Electric sales office for exact details.
- **Emergency Service**; we are on call 24 hours a day, 7 days a week, 365 days a year. For emergencies, call 1-888-SquareD (1-888-778-2733).
- **New! Quick Ship** program provides product availability for time sensitive orders. The program is available through the product selectors and offers a limited selection of I-Line busway footage and fittings. Contact your local Schneider Electric sales office for exact details.



by Schneider Electric

© 2009 Schneider Electric
All Rights Reserved



Powerbus 225 construction consists of a light-weight electrical grade all-aluminum housing with silver-plated copper conductor bars for maximum electrical efficiency. The total product offering includes straight sections, fittings, accessories, and plug-in units for a total installation. This new busway is available in two power ratings: 225 A (240 V) and 100 A (600 V).



225 Ampere—240 Volt maximum

Table 12.1: 1 Phase Systems—Straight Lengths and Fittings

Also suitable for DC applications

Component	Configuration 3E		Configuration 3B	
	Catalog No.	\$ Price	Catalog No.	\$ Price
Straight 10 ft.	PBCP3E225ST120	2608.00	PBCP3B225ST120	2608.00
Straight 4 ft.	PBCP3E225ST048	1044.00	PBCP3B225ST048	1044.00
Elbow Left	PBCF3E225LL	1964.00	PBCF3B225LL	1964.00
Elbow Right	PBCF3E225LR	1964.00	PBCF3B225LR	1964.00
Cross Fitting	PBCF3E225CR	2980.00	PBCF3B225CR	2980.00
Tap Box	PBCF3E225TB	2070.00	PBCF3B225TB	2070.00

Table 12.2: 3Ø3W—Straight Lengths and Fittings

Component	Configuration 3A		Configuration 4B	
	Catalog No.	\$ Price	Catalog No.	\$ Price
Straight 10 ft.	PBCP3A225ST120	2608.00	PBCP4B225ST120	3232.00
Straight 4 ft.	PBCP3A225ST048	1044.00	PBCP4B225ST048	1292.00
Elbow Left	PBCF3A225LL	1964.00	PBCF4B225LL	2410.00
Elbow Right	PBCF3A225LR	1964.00	PBCF4B225LR	2410.00
Cross Fitting	PBCF3A225CR	2980.00	PBCF4B225CR	2980.00
Tap Box	PBCF3A225TB	2070.00	PBCF4B225TB	2070.00

Table 12.3: 3Ø4W—Straight Lengths and Fittings

Component	Configuration 4A		Configuration 5A	
	Catalog No.	\$ Price	Catalog No.	\$ Price
Straight 10 ft.	PBCP4A225ST120	3232.00	PBCP5A225ST120	4232.00
Straight 4 ft.	PBCP4A225ST048	1292.00	PBCP5A225ST048	2200.00
Elbow Left	PBCF4A225LL	2410.00	PBCF5A225LL	3840.00
Elbow Right	PBCF4A225LR	2410.00	PBCF5A225LR	3840.00
Cross Fitting	PBCF4A225CR	2980.00	PBCF5A225CR	6408.00
Tap Box	PBCF4A225TB	2070.00	PBCF5A225TB	4120.00

Table 12.4: 225 A Accessories

Description	Hanger	End Closure	Wall Flange	Plug-in Opening Cover
Catalog No.	PB225FH	PB225EC	PB225WF	PBPIOCVR
\$ Price	80.00	226.00	196.00	60.00

100 Ampere—600 Volt maximum

100 ampere Powerbus busway offers the same features as the Powerbus 225 making it the best choice for smaller retail and commercial applications. A full complement of fittings and accessories allows the designer/user to quickly and simply provide the best power distribution solution at lower ampacity ratings. (50% integral ground standard.)

Table 12.5: 1 Phase Systems—Straight Lengths and Fittings

Also suitable for DC applications

Component	Configuration 3E		Configuration 3B	
	Catalog No.	\$ Price	Catalog No.	\$ Price
Straight 10 ft.	PBCP3E100ST120	1378.00	PBCP3B100ST120	1378.00
Straight 4 ft.	PBCP3E100ST048	770.00	PBCP3B100ST048	770.00
Elbow Left	PBCF3E100LL	1304.00	PBCF3B100LL	1304.00
Elbow Right	PBCF3E100LR	1304.00	PBCF3B100LR	1304.00
Cross Fitting	PBCF3E100CR	1534.00	PBCF3B100CR	1534.00
Tap Box	PBCF3E100TB	1512.00	PBCF3B100TB	1512.00

Table 12.6: 3Ø3W—Straight Lengths and Fittings

Component	Configuration 3A		Configuration 4B	
	Catalog No.	\$ Price	Catalog No.	\$ Price
Straight 10 ft.	PBCP3A100ST120	1378.00	PBCP4B100ST120	1654.00
Straight 4 ft.	PBCP3A100ST048	770.00	PBCP4B100ST048	968.00
Elbow Left	PBCF3A100LL	1304.00	PBCF4B100LL	1366.00
Elbow Right	PBCF3A100LR	1304.00	PBCF4B100LR	1366.00
Cross Fitting	PBCF3A100CR	1534.00	PBCF4B100CR	1620.00
Tap Box	PBCF3A100TB	1512.00	PBCF4B100TB	1662.00

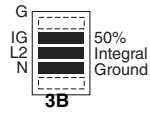
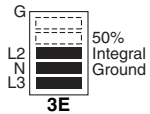
Table 12.7: 3Ø4W—Straight Lengths and Fittings

Component	Configuration 4A		Configuration 5A	
	Catalog No.	\$ Price	Catalog No.	\$ Price
Straight 10 ft.	PBCP4A100ST120	1654.00	PBCP5A100ST120	2072.00
Straight 4 ft.	PBCP4A100ST048	968.00	PBCP5A100ST048	1072.00
Elbow Left	PBCF4A100LL	1366.00	PBCF5A100LL	2172.00
Elbow Right	PBCF4A100LR	1366.00	PBCF5A100LR	2172.00
Cross Fitting	PBCF4A100CR	1620.00	PBCF5A100CR	1944.00
Tap Box	PBCF4A100TB	1662.00	PBCF5A100TB	1962.00

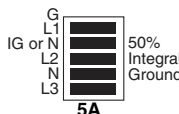
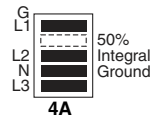
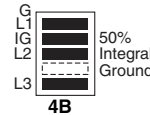
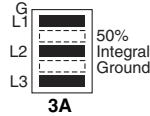
Table 12.8: 100 A Accessories

Description	Hanger	End Closure	Wall Flange	Plug-in Opening Cover
Catalog No.	PB100FH	PB100EC	PB100WF	PBPIOCVR
\$ Price	50.00	120.00	140.00	60.00

Single Phase Systems



Three Phase Systems



Busbar Configuration Code

Powerbus plug-in units are rated maximum 100 ampere. The basic unit is a tap box rated IP54 Standard; three other styles are offered with provisions to accept various circuit breakers and receptacles. All units are supplied

with ingress/dust and moisture protection of IP40. An optional kit is available for FA and QO units to raise the protection to IP54. This kit will also raise the QOR unit to moisture protection of IPX3.

Table 12.9: Plug-In Units—Circuit breakers not included

Busbar Configuration	Space for One (1) 3 Phase FA Circuit Breaker		3 Spaces for QO/QOB Circuit Breakers		3 Spaces for QO/QOB Circuit Breakers 3 Openings for Receptacles▲			
	Tap Box		FA Unit		QO Unit		QOR Unit	
	Catalog Number	\$ Price	Catalog Number	\$ Price	Catalog Number	\$ Price	Catalog Number	\$ Price
3E	PBPTB3E100	614.00			PBPQO3E100	424.00	PBPQOR3E100	566.00
3B	PBPTB3B100	614.00	3 Phase systems only	N/A	PBPQO3B100	424.00	PBPQOR3B100	566.00
3A	PBPTB3A100	614.00	PBPF3A100	832.00	PBPQO3A100	424.00	PBPQOR3A100	566.00
4B	PBPTB4B100	670.00	PBPFA4B100	870.00	PBPQO4B100	452.00	PBPQOR4B100	586.00
4A	PBPTB4A100	670.00	PBPFA4A100	870.00	PBPQO4A100	452.00	PBPQOR4A100	586.00
5A	PBPTB5A100	782.00	PBPFA5A100	946.00	PBPQO5A100	466.00	PBPQOR5A100	604.00

▲ See bottom of page for receptacles which can be field-installed in this unit.

Table 12.10: Accessories

Description	Catalog Number	\$ Price
Floor Operator—FA Unit	PBFD100FA	144.00
Floor Operator—QO Unit	PBFD100QO	144.00
Reverse Feed Kit for FA Unit	PBRFLKIT	60.00

Table 12.11: Field Installed Kit

Kit provides dust and moisture protection to IP54

Description	Catalog Number	\$ Price
FA Unit	PBP54100FA	240.00
QO Unit	PBP54100QO	240.00

Table 12.12: Factory Assembled Units with FA Circuit Breakers—600 V maximum

Circuit Breaker Rating	3A Configuration		4B Configuration		4A Configuration		5A Configuration	
	Catalog Number	\$ Price	Catalog Number	\$ Price	Catalog Number	\$ Price	Catalog Number	\$ Price
15	PBPF3A100A015	1780.00	PBPFA4B100A015	1820.00	PBPFA4A100A015	1820.00	PBPFA5A100A015	1978.00
20	PBPF3A100A020	1780.00	PBPFA4B100A020	1820.00	PBPFA4A100A020	1820.00	PBPFA5A100A020	1978.00
30	PBPF3A100A030	1780.00	PBPFA4B100A030	1820.00	PBPFA4A100A030	1820.00	PBPFA5A100A030	1978.00
40	PBPF3A100A040	1780.00	PBPFA4B100A040	1820.00	PBPFA4A100A040	1820.00	PBPFA5A100A040	1978.00
50	PBPF3A100A050	1780.00	PBPFA4B100A050	1820.00	PBPFA4A100A050	1820.00	PBPFA5A100A050	1978.00
60	PBPF3A100A060	1780.00	PBPFA4B100A060	1820.00	PBPFA4A100A060	1820.00	PBPFA5A100A060	1978.00
70	PBPF3A100A070	1912.00	PBPFA4B100A070	1954.00	PBPFA4A100A070	1954.00	PBPFA5A100A070	2124.00
80	PBPF3A100A080	1912.00	PBPFA4B100A080	1954.00	PBPFA4A100A080	1954.00	PBPFA5A100A080	2124.00
90	PBPF3A100A090	1912.00	PBPFA4B100A090	1954.00	PBPFA4A100A090	1954.00	PBPFA5A100A090	2124.00
100	PBPF3A100A100	1912.00	PBPFA4B100A100	1954.00	PBPFA4A100A100	1954.00	PBPFA5A100A100	2124.00

Note: See Digest Section 7 for FA circuit breaker information.

Table 12.13: 120 V Factory Assembled Units

1-pole QO/QOB circuit breakers with NEMA 5-15R or 5-20R receptacles■

Circuit Breaker Rating	Type	3E Configuration		4A Configuration		5A Configuration	
		Catalog Number	\$ Price	Catalog Number	\$ Price	Catalog Number	\$ Price
Type 1		3E configuration places a circuit breaker in the middle and bottom slot in the front cover of the unit and a receptacle in the center and right positions in the base of the unit. (See below for 2 duplex receptacles.)		(3 circuit breakers w. 3 duplex recep.)		(3 circuit breakers w. 3 duplex recep.)	
15	QO			PBPQOR4A100M115	850.00	PBPQOR5A100M115	950.00
15	QOB			PBPQOR4A100M115B	886.00	PBPQOR5A100M115B	986.00
20	QO			PBPQOR4A100M120	850.00	PBPQOR5A100M120	950.00
20	QOB			PBPQOR4A100M120B	886.00	PBPQOR5A100M120B	986.00
Type 2		(2 circuit breakers w. 2 duplex recep.)		(3 circuit breakers w. 2 duplex/1 locking)		(3 circuit breakers w. 2 duplex/1 locking)	
15	QO	PBPQOR3E100M215	772.00	PBPQOR4A100M215	862.00	PBPQOR5A100M215	962.00
15	QOB	PBPQOR3E100M215B	796.00	PBPQOR4A100M215B	898.00	PBPQOR5A100M215B	998.00
20	QO	PBPQOR3E100M220	772.00	PBPQOR4A100M220	862.00	PBPQOR5A100M220	962.00
20	QOB	PBPQOR3E100M220B	796.00	PBPQOR4A100M220B	898.00	PBPQOR5A100M220B	998.00
Type 3		(2 circuit breakers w. 1 duplex/1 locking)		(3 circuit breakers w. 1 duplex/2 locking)		(3 circuit breakers w. 1 duplex/2 locking)	
15	QO	PBPQOR3E100M315	784.00	PBPQOR4A100M315	874.00	PBPQOR5A100M315	974.00
15	QOB	PBPQOR3E100M315B	808.00	PBPQOR4A100M315B	910.00	PBPQOR5A100M315B	1010.00
20	QO	PBPQOR3E100M320	784.00	PBPQOR4A100M320	874.00	PBPQOR5A100M320	974.00
20	QOB	PBPQOR3E100M320B	808.00	PBPQOR4A100M320B	910.00	PBPQOR5A100M320B	1010.00
Type 4		(2 circuit breakers w. 2 locking recep.)		(3 circuit breakers w. 3 locking recep.)		(3 circuit breakers w. 3 locking recep.)	
15	QO	PBPQOR3E100M415	796.00	PBPQOR4A100M415	886.00	PBPQOR5A100M415	986.00
15	QOB	PBPQOR3E100M415B	820.00	PBPQOR4A100M415B	922.00	PBPQOR5A100M415B	1022.00
20	QO	PBPQOR3E100M420	796.00	PBPQOR4A100M420	886.00	PBPQOR5A100M420	986.00
20	QOB	PBPQOR3E100M420B	820.00	PBPQOR4A100M420B	922.00	PBPQOR5A100M420B	1022.00

■ Many more factory assembled units are available using combinations of 1P/2P/3P circuit breakers with other receptacles shown below. Consult your nearest Schneider Electric sales office.

Note: See Digest Section 7 for QO/QOB circuit breaker information. Other available QO circuit breakers include -GFI, -HID, -K, and -EPD types.

Note: Plug-in units have 1.82" x 2.82" openings for receptacle bodies and 3.28" spacing between #6-32 mounting holes.

Table 12.14: Non-Locking Devices

Acceptable NEMA Receptacles			
Wiring	Voltage	15 A	20 A
2-pole, 2-wire	120	1-15R	—
2-pole, 2-wire	240	—	2-20R
2-pole, 3-wire grounding	120	5-15R	5-20R
2-pole, 3-wire grounding	240	6-15R	6-20R
3-pole, 3-wire	120 / 240	—	10-20R
3-pole, 3-wire	3Ø 240	11-15R	11-20R
3-pole, 3-wire grounding	120 / 240	14-15R	14-20R
3-pole, 3-wire grounding	3Ø 240	15-15R	15-20R

Table 12.15: Locking Devices

Acceptable NEMA Receptacles				
Wiring	Voltage	15 A	20 A	30 A
2-pole, 2-wire	120	L1-15R	—	—
2-pole, 2-wire	240	—	L2-20R	—
2-pole, 3-wire grounding	120	L5-15R	L5-20R	L5-30R
2-pole, 3-wire grounding	240	L6-15R	L6-20R	L6-30R
3-pole, 3-wire	120 / 240	—	L10-20R	L10-30R
3-pole, 3-wire	3Ø 240	L11-15R	L11-20R	L11-30R
3-pole, 4-wire grounding	120 / 240	—	L14-20R	L14-30R
3-pole, 4-wire grounding	3Ø 240	—	L15-20R	L15-30R
4-pole, 4-wire	3ØY 120/208	—	L18-20R	L18-30R
4-pole, 5-wire grounding	3ØY 120/208	—	L21-20R	L21-30R

Table 12.16: Standard Components - Aluminum

Aluminum													
Number of Poles and Voltage	Rating (A)	10'-0" Length		6'-0" Length		Front Elbow▲		Top Elbow▲		Plug-In Tee		Plug-In Tap Box	
		Catalog No.	\$ Price	Catalog No.	\$ Price	Catalog No.	\$ Price	Catalog No.	\$ Price	Catalog No.	\$ Price	Catalog No.	\$ Price
3Ø3W	225	AP30210	1900.00	AP3026	1140.00	AP302LF ()	2048.00	AP302LT ()	2048.00	PTT23WG	3060.00	PTB302G	2134.00
	400	AP30410	2320.00	AP3046	1392.00	AP304LF ()	2174.00	AP304LT ()	2174.00	PTT33WG	3060.00	PBTB306G	4036.00
	600	AP30610	2920.00	AP3066	1752.00	AP306LF ()	2354.00	AP306LT ()	2354.00	PTT43WG	3060.00	PBTB306G	4036.00
3Ø4W	225	AP50210	2320.00	AP5026	1392.00	AP502LF ()	2496.00	AP502LT ()	2496.00	PTT24WG	3726.00	PTB502G	2588.00
	400	AP50410	2920.00	AP5046	1752.00	AP504LF ()	2676.00	AP504LT ()	2676.00	PTT34WG	3726.00	PBTB506G	4566.00
	600	AP50610	3980.00	AP5066	2388.00	AP506LF ()	2994.00	AP506LT ()	2994.00	PTT44WG	3726.00	PBTB506G	4566.00
3Ø3W + Integral Ground Bus	225	AP302G10	2520.00	AP302G6	1512.00	AP302GLF ()	2234.00	AP302GLT ()	2234.00	PTT23WG	3060.00	PTB302G	2134.00
	400	AP304G10	2940.00	AP304G6	1764.00	AP304GLF ()	2360.00	AP304GLT ()	2360.00	PTT33WG	3060.00	PBTB306G	4036.00
	600	AP306G10	3580.00	AP306G6	2148.00	AP306GLF ()	2552.00	AP306GLT ()	2552.00	PTT43WG	3060.00	PBTB306G	4036.00
3Ø4W + Integral Ground Bus	225	AP502G10	2940.00	AP502G6	1764.00	AP502GLF ()	2682.00	AP502GLT ()	2682.00	PTT24WG	3726.00	PTB502G	2588.00
	400	AP504G10	3540.00	AP504G6	2124.00	AP504GLF ()	2862.00	AP504GLT ()	2862.00	PTT34WG	3726.00	PBTB506G	4566.00
	600	AP506G10	4640.00	AP506G6	2784.00	AP506GLF ()	3192.00	AP506GLT ()	3192.00	PTT44WG	3726.00	PBTB506G	4566.00

Table 12.17: Standard Components - Copper

Copper													
Number of Poles and Voltage	Rating (A)	10'-0" Length		6'-0" Length		Front Elbow▲		Top Elbow▲		Plug-In Tee		Plug-In Tap Box	
		Catalog No.	\$ Price	Catalog No.	\$ Price	Catalog No.	\$ Price	Catalog No.	\$ Price	Catalog No.	\$ Price	Catalog No.	\$ Price
3Ø3W	225	CP30210	2280.00	CP3026	1368.00	CP302LF ()	2162.00	CP302LT ()	2162.00	PTT23WG	3060.00	PTB302G	2134.00
	400	CP30410	3460.00	CP3046	2076.00	CP304LF ()	2516.00	CP304LT ()	2516.00	PTT33WG	3060.00	PBTB306G	4036.00
	600	CP30610	4460.00	CP3066	2676.00	CP306LF ()	2816.00	CP306LT ()	2816.00	PTT43WG	3060.00	PBTB306G	4036.00
3Ø4W	225	CP50210	3060.00	CP5026	1836.00	CP502LF ()	2718.00	CP502LT ()	2718.00	PTT24WG	3726.00	PTB502G	2588.00
	400	CP50410	5080.00	CP5046	3048.00	CP504LF ()	3240.00	CP504LT ()	3240.00	PTT34WG	3726.00	PBTB506G	4566.00
	600	CP50610	5780.00	CP5066	3468.00	CP506LF ()	3468.00	CP506LT ()	3534.00	PTT44WG	3726.00	PBTB506G	4566.00
3Ø3W + Integral Ground Bus	225	CP302G10	3260.00	CP302G6	1956.00	CP302GLF ()	2456.00	CP302GLT ()	2456.00	PTT23WG	3060.00	PTB302G	2134.00
	400	CP304G10	4440.00	CP304G6	2664.00	CP304GLF ()	2810.00	CP304GLT ()	2810.00	PTT33WG	3060.00	PBTB306G	4036.00
	600	CP306G10	5480.00	CP306G6	3288.00	CP306GLF ()	3122.00	CP306GLT ()	3122.00	PTT43WG	3060.00	PBTB306G	4036.00
3Ø4W + Integral Ground Bus	225	CP502G10	4040.00	CP502G6	2424.00	CP502GLF ()	3012.00	CP502GLT ()	3012.00	PTT24WG	3726.00	PTB502G	2588.00
	400	CP504G10	6060.00	CP504G6	3636.00	CP504GLF ()	3618.00	CP504GLT ()	3618.00	PTT34WG	3726.00	PBTB506G	4566.00
	600	CP506G10	6800.00	CP506G6	4080.00	CP506GLF ()	3840.00	CP506GLT ()	3840.00	PTT44WG	3726.00	PBTB506G	4566.00

▲ Add "I" for inside elbow; add "O" for outside elbow.

Table 12.18: Common Accessories

Ampere Rating		Hanger							End Closure		Wall Flange		Floor Flange	
Aluminum	Copper	Flatwise	Vertical	Edgewise	\$ Price	Seismic▲	\$ Price	Catalog No.	\$ Price	Catalog No.	\$ Price	Catalog No.	\$ Price	
225	225	HP2F	HP2V	HP3E	64.00	HP2SH	96.00	ACP2EC	446.00	ACP2WF	418.00	ACP2FF	418.00	
400	400	HP3F	HP3V	HP3E	64.00	HP3SH	96.00	ACP3EC	446.00	ACP3WF	418.00	ACP3FF	418.00	
—	600	HP3F	HP3V	HP3E	64.00	HP3SH	96.00	ACP3EC	446.00	ACP3WF	418.00	ACP3FF	418.00	
600	—	HP5F	HP4V	HP5E	64.00	HP5SH	96.00	ACP4EC	446.00	ACP4WF	418.00	ACP4FF	418.00	

▲ For seismic applications, seismic hangers must be used with horizontal mount flatwise or edgewise busway. Vertical mount busway may use standard fixed or spring hangers.

"Footage and Fittings" Method of Pricing

NOTE: For fast estimates not requiring catalog numbers, use these charts.

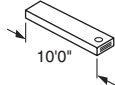
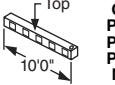

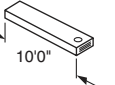
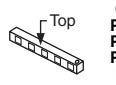
Table 12.19: Footage

Number of Poles and Voltage	Ampere Rating	Aluminum Busway Footage			Copper Busway Footage		
		Standard	High Short Circuit	Ground Bus	Standard	High Short Circuit	Ground Bus
		\$ Price Per Foot	\$ Price Per Foot	\$ Price Per Foot Adder	\$ Price Per Foot	\$ Price Per Foot	\$ Price Per Foot Adder
3Ø3W 600 V	225	190.00	—	62.00	228.00	—	98.00
	400	232.00	292.00	62.00	346.00	404.00	98.00
	600	292.00	346.00	66.00	446.00	500.00	102.00
3Ø4W 277/480 V	225	232.00	—	62.00	306.00	—	98.00
	400	292.00	346.00	62.00	508.00	582.00	98.00
	600	398.00	446.00	66.00	578.00	630.00	102.00

Table 12.20: Fittings

Number of Poles and Voltage	Ampere Rating	Flanged End	Elbow Right Angle	Tap Box	Tee	Unfused Reducer	Expansion Fitting	Adapter Cubicle C/B or Fus.	End Closures	Fire Barriers
		\$ Price Labor Only	\$ Price Labor Only	\$ Price Labor Only	\$ Price Labor Only	\$ Price Labor Only	\$ Price Labor Only	\$ Price Each	\$ Price Each	\$ Price Each
3Ø3W 600 V	225	954.00	1478.00	2134.00	1800.00	—	2486.00	10432.00	446.00	764.00
	400	1098.00	1478.00	4036.00	1800.00	930.00	2800.00	12312.00	446.00	764.00
	600	1408.00	1478.00	4036.00	1800.00	1024.00	3038.00	18298.00	446.00	764.00
3Ø4W 277/480 V	225	982.00	1800.00	2588.00	2098.00	—	2936.00	10882.00	446.00	764.00
	400	1128.00	1800.00	4566.00	2098.00	1288.00	3186.00	12700.00	446.00	764.00
	600	1454.00	1800.00	4566.00	2098.00	1404.00	3634.00	18890.00	446.00	764.00

Table 12.21: Straight Lengths (10 ft.) and Plug-in Tap Box

		Aluminum				For use on both Aluminum and Copper Busway		Copper			
											
Number of Poles	Amp Rating	10'0" Length				Plug-In Tap Box ♦♦		10'0" Length			
		Feeder Style▲		Plug-In Style■		Catalog No.	\$ Price	Feeder Style▲		Plug-In Style■	
		Catalog No.	\$ Price	Catalog No.	\$ Price	Catalog No.	\$ Price	Catalog No.	\$ Price	Catalog No.	\$ Price
3Ø3W + Integral Ground Bus	800	AF2308G10ST	3940.00	AP2308G10ST	3940.00	PTB316G ()	4664.00	CF2308G10ST	6440.00	CP2308G10ST	6440.00
	1000	AF2310G10ST	4400.00	AP2310G10ST	4400.00	PTB316G ()	4664.00	CF2310G10ST	6820.00	CP2310G10ST	6820.00
	1200	AF2312G10ST	5920.00	AP2312G10ST	5920.00	PTB316G ()	4664.00	CF2312G10ST	8840.00	CP2312G10ST	8840.00
	1350	AF2313G10ST	6820.00	AP2313G10ST	6820.00	—	—	CF2313G10ST	10320.00	CP2313G10ST	10320.00
	1600	AF2316G10ST	8380.00	AP2316G10ST	8380.00	PTB316G ()	4664.00	CF2316G10ST	11860.00	CP2316G10ST	11860.00
	2000	AF2320G10ST	10040.00	AP2320G10ST	10040.00	—	—	CF2320G10ST	15140.00	CP2320G10ST	15140.00
	2500	AF2325G10ST	12220.00	AP2325G10ST	12220.00	—	—	CF2325G10ST	19220.00	CP2325G10ST	19220.00
	3000	AF2330G10ST	13980.00	AP2330G10ST	13980.00	—	—	CF2330G10ST	22880.00	CP2330G10ST	22880.00
	4000	AF2340G10ST	19120.00	AP2340G10ST	19120.00	—	—	CF2340G10ST	29600.00	CP2340G10ST	29600.00
	5000	—	—	—	—	—	—	CF2350G10ST	35700.00	CP2350G10ST	35700.00
3Ø4W + Integral Ground Bus	800	AF2508G10ST	4780.00	AP2508G10ST	4780.00	PTB516G ()	5324.00	CF2508G10ST	8340.00	CP2508G10ST	8340.00
	1000	AF2510G10ST	5780.00	AP2510G10ST	5780.00	PTB516G ()	5324.00	CF2510G10ST	9860.00	CP2510G10ST	9860.00
	1200	AF2512G10ST	7220.00	AP2512G10ST	7220.00	PTB516G ()	5324.00	CF2512G10ST	11800.00	CP2512G10ST	11800.00
	1350	AF2513G10ST	8260.00	AP2513G10ST	8260.00	—	—	CF2513G10ST	13180.00	CP2513G10ST	13180.00
	1600	AF2516G10ST	10000.00	AP2516G10ST	10000.00	PTB516G ()	5324.00	CF2516G10ST	15940.00	CP2516G10ST	15940.00
	2000	AF2520G10ST	12220.00	AP2520G10ST	12220.00	—	—	CF2520G10ST	19220.00	CP2520G10ST	19220.00
	2500	AF2525G10ST	15000.00	AP2525G10ST	15000.00	—	—	CF2525G10ST	24040.00	CP2525G10ST	24040.00
	3000	AF2530G10ST	17440.00	AP2530G10ST	17440.00	—	—	CF2530G10ST	30620.00	CP2530G10ST	30620.00
	4000	AF2540G10ST	23420.00	AP2540G10ST	23420.00	—	—	CF2540G10ST	38720.00	CP2540G10ST	38720.00
	5000	—	—	—	—	—	—	CF2550G10ST	46900.00	CP2550G10ST	46900.00

- ▲ Feeder style also available in lengths from 16 to 119 inches.
- Plug-in style also available in 4, 6, and 8 foot lengths.
- ♦ Add "(H)" or "(V)" to catalog number based on horizontal or vertical mounting arrangement.
- ♦ Cannot be used for 800 A copper busway.

Table 12.22: Fittings (all Feeder style)







		Aluminum						Copper					
													
Number of Poles	Amp Rating	End Tap Box		Edgewise Elbow		Flatwise Elbow		End Tap Box		Edgewise Elbow		Flatwise Elbow	
		Catalog No.	\$ Price	Catalog No.	\$ Price	Catalog No.	\$ Price	Catalog No.	\$ Price	Catalog No.	\$ Price	Catalog No.	\$ Price
3Ø3W with Integral Ground Bus	800	AF2308GETBMB	4744.00	AF2308GLEM11	2186.00	AF2308GLFM11	2186.00	CF2308GETBMB	4953.00	CF2308GLEM11	2645.00	CF2308GLFM11	2645.00
	1000	AF2310GETBMB	4919.00	AF2310GLEM11	2271.00	AF2310GLFM12	2344.00	CF2310GETBMB	5120.00	CF2310GLEM11	2714.00	CF2310GLFM11	2714.00
	1200	AF2312GETBMB	5253.00	AF2312GLEM11	3051.00	AF2312GLFM12	3150.00	CF2312GETBMB	5497.00	CF2312GLEM11	3587.00	CF2312GLFM12	3734.00
	1350	AF2313GETBMB	5444.00	AF2313GLEM11	3216.00	AF2313GLFM13	3444.00	CF2313GETBMB	5736.00	CF2313GLEM11	3858.00	CF2313GLFM12	4030.00
	1600	AF2316GETBMB	5786.00	AF2316GLEM11	3502.00	AF2316GLFM13	3782.00	CF2316GETBMB	6076.00	CF2316GLEM11	4140.00	CF2316GLFM12	4338.00
	2000	AF2320GETBMB	6257.00	AF2320GLEM11	3807.00	AF2320GLFM15	4476.00	CF2320GETBMB	6682.00	CF2320GLEM11	4742.00	CF2320GLFM13	5246.00
	2500	AF2325GETBMB	7430.00	AF2325GLEM11	4206.00	AF2325GLFM17	5428.00	CF2325GETBMB	8014.00	CF2325GLEM11	5490.00	CF2325GLFM15	6771.00
	3000	AF2330GETBMB	8003.00	AF2330GLEM11	4529.00	AF2330GLFM18	6160.00	CF2330GETBMB	8745.00	CF2330GLEM11	6161.00	CF2330GLFM16	8067.00
	4000	AF2340GETBMB	9371.00	AF2340GLEM11	5983.00	AF2340GLFM22	9489.00	CF2340GETBMB	10260.00	CF2340GLEM11	7938.00	CF2340GLFM21	12901.00
	5000	—	—	—	—	—	—	CF2350GETBMB	12869.00	CF2350GLEM11	9023.00	CF2350GLFM21	14973.00
3Ø4W with Integral Ground Bus	800	AF2508GETBMB	5408.00	AF2508GLEM11	2668.00	AF2508GLFM11	2668.00	CF2508GETBMB	5705.00	CF2508GLEM11	3321.00	CF2508GLFM11	3321.00
	1000	AF2510GETBMB	5712.00	AF2510GLEM11	2852.00	AF2510GLFM12	2948.00	CF2510GETBMB	6052.00	CF2510GLEM11	3600.00	CF2510GLFM11	3600.00
	1200	AF2512GETBMB	6052.00	AF2512GLEM11	3802.00	AF2512GLFM12	3922.00	CF2512GETBMB	6433.00	CF2512GLEM11	4641.00	CF2512GLFM12	4838.00
	1350	AF2513GETBMB	6286.00	AF2513GLEM11	3992.00	AF2513GLFM13	4268.00	CF2513GETBMB	6696.00	CF2513GLEM11	4894.00	CF2513GLFM12	5114.00
	1600	AF2516GETBMB	6679.00	AF2516GLEM11	4311.00	AF2516GLFM13	4645.00	CF2516GETBMB	7174.00	CF2516GLEM11	5400.00	CF2516GLFM12	5666.00
	2000	AF2520GETBMB	7412.00	AF2520GLEM11	4718.00	AF2520GLFM15	5533.00	CF2520GETBMB	8029.00	CF2520GLEM11	6075.00	CF2520GLFM13	6729.00
	2500	AF2525GETBMB	9006.00	AF2525GLEM11	5228.00	AF2525GLFM17	6728.00	CF2525GETBMB	9759.00	CF2525GLEM11	6885.00	CF2525GLFM15	8488.00
	3000	AF2530GETBMB	9921.00	AF2530GLEM11	5675.00	AF2530GLFM18	7710.00	CF2530GETBMB	11020.00	CF2530GLEM11	8092.00	CF2530GLFM16	10643.00
	4000	AF2540GETBMB	11628.00	AF2540GLEM11	7212.00	AF2540GLFM22	11505.00	CF2540GETBMB	12903.00	CF2540GLEM11	10017.00	CF2540GLFM21	16470.00
	5000	—	—	—	—	—	—	CF2550GETBMB	14952.00	CF2550GLEM11	11516.00	CF2550GLFM21	19333.00

Table 12.23: Accessories

Ampere Rating		Hangers				End Closure			Wall Flange			
Al	Cu	Horizontal Mount Busway		Vertical Mount Busway		\$ Price	Seismic▲	\$ Price	Catalog No.	\$ Price	Catalog No.	\$ Price
		Flatwise	Edgewise	Fixed	Spring							
—	800	HF38F	HF43E	HFV		64.00	HF38SH	96.00	ACF38EC	446.00	ACF38WF	418.00
800	1000	HF43F	HF43E	HFV		64.00	HF43SH	96.00	ACF43EC	446.00	ACF43WF	418.00
1000	1200	HF53F	HF58E	HFV		64.00	HF53SH	96.00	ACF53EC	446.00	ACF53WF	418.00
—	1350	HF58F	HF58E	HFV		64.00	HF58SH	96.00	ACF58EC	446.00	ACF58WF	418.00
1200	—	HF63F	HF67E	HFV		64.00	HF63SH	96.00	ACF63EC	446.00	ACF63WF	418.00
—	1600	HF67F	HF67E	HFV		64.00	HF67SH	96.00	ACF67EC	446.00	ACF67WF	418.00
1350	—	HF73F	HF78E	HFV		64.00	HF73SH	96.00	ACF73EC	446.00	ACF73WF	418.00
—	2000	HF78F	HF78E	HFV		64.00	HF78SH	96.00	ACF78EC	446.00	ACF78WF	418.00
1600	—	HF88F	HF88E	HFV	See Table 12.26 on page 12-8	64.00	HF88SH	96.00	ACF88EC	446.00	ACF88WF	418.00
2000	2500	HF13F	HF13E	HFV		64.00	HF13SH	96.00	ACF13EC	578.00	ACF13WF	418.00
—	3000	HF15F	HF15E	HFV		64.00	HF15SH	96.00	ACF15EC	578.00	ACF15WF	418.00
2500	3200	HF16F	HF16E	HFV		64.00	HF16SH	96.00	ACF16EC	578.00	ACF16WF	418.00
3000	—	HF19F	HF19E	HFV		64.00	HF19SH	96.00	ACF19EC	578.00	ACF19WF	418.00
3200	—	HF25F	HF26E	HFV		64.00	HF25SH	96.00	ACF25EC	732.00	ACF25WF	606.00
4000	—	HF26F	HF26E	HFV		64.00	HF26SH	96.00	ACF26EC	732.00	ACF26WF	606.00
—	4000	HF24F	HF24E	HFV		64.00	HF24SH	96.00	ACF24EC	732.00	ACF24WF	606.00
—	5000	HF25F	HF26E	HFV		64.00	HF25SH	96.00	ACF25EC	732.00	ACF25WF	606.00

- ▲ For seismic applications, seismic hangers must be used with horizontal mount flatwise or edgewise busway. Vertical mount busway may use standard fixed or spring hangers.

Table 12.24: Footage

Number of Poles and Voltage	Ampere Rating	Aluminum Busway						Copper Busway					
		Indoor Feeder/ Plug-in/Riser		Drip Resistant Feeder/ Plug-in/Riser		Outdoor Feeder		Indoor Feeder/ Plug-in Riser		Drip Resistant Feeder/ Plug-in/Riser		Outdoor Feeder	
		Standard Short Circuit	High Short Circuit	Standard Short Circuit	High Short Circuit	Standard Short Circuit	High Short Circuit	Standard Short Circuit	High Short Circuit	Standard Short Circuit	High Short Circuit	Standard Short Circuit	High Short Circuit
		\$ Price Per Foot	\$ Price Per Foot	\$ Price Per Foot	\$ Price Per Foot	\$ Price Per Foot	\$ Price Per Foot	\$ Price Per Foot	\$ Price Per Foot	\$ Price Per Foot	\$ Price Per Foot	\$ Price Per Foot	\$ Price Per Foot
3Ø3W 600 V 50% Integral Ground	800	394.00	440.00	428.00	478.00	462.00	514.00	644.00	708.00	712.00	784.00	778.00	860.00
	1000	440.00	496.00	488.00	548.00	536.00	598.00	682.00	736.00	754.00	814.00	826.00	892.00
	1200	592.00	644.00	654.00	710.00	714.00	774.00	884.00	942.00	974.00	1036.00	1062.00	1130.00
	1350	682.00	732.00	752.00	808.00	822.00	884.00	1032.00	1088.00	1118.00	1182.00	1204.00	1274.00
	1600	838.00	894.00	926.00	990.00	1014.00	1084.00	1186.00	1282.00	1310.00	1416.00	1434.00	1550.00
	2000	1004.00	1062.00	1100.00	1164.00	1194.00	1264.00	1514.00	1594.00	1670.00	1756.00	1824.00	1916.00
	2500	1222.00	1282.00	1350.00	1416.00	1478.00	1550.00	1922.00	1972.00	2112.00	2168.00	2300.00	2362.00
	3000	1398.00	1464.00	1540.00	1612.00	1682.00	1760.00	2288.00	2362.00	2520.00	2602.00	2752.00	2842.00
	3200	1748.00	1830.00	1925.00	2015.00	2103.00	2200.00	2608.00	2692.00	2872.00	2966.00	3137.00	3240.00
	4000	1912.00	2008.00	2106.00	2212.00	2300.00	2416.00	2978.00	3070.00	3274.00	3376.00	3570.00	3682.00
5000	—	—	—	—	—	—	3570.00	3686.00	3928.00	4054.00	4284.00	4420.00	
3Ø4W 277/480 V 50% Integral Ground	800	478.00	528.00	520.00	584.00	562.00	640.00	834.00	918.00	932.00	1024.00	1028.00	1130.00
	1000	578.00	628.00	632.00	686.00	686.00	744.00	986.00	1046.00	1084.00	1152.00	1182.00	1256.00
	1200	722.00	772.00	796.00	852.00	870.00	930.00	1180.00	1252.00	1298.00	1378.00	1416.00	1504.00
	1350	826.00	884.00	914.00	978.00	1000.00	1070.00	1318.00	1394.00	1452.00	1538.00	1584.00	1680.00
	1600	1000.00	1046.00	1094.00	1144.00	1186.00	1240.00	1594.00	1680.00	1754.00	1846.00	1912.00	2012.00
	2000	1222.00	1282.00	1350.00	1416.00	1478.00	1550.00	1962.00	2024.00	2162.00	2230.00	2362.00	2434.00
	2500	1500.00	1546.00	1648.00	1698.00	1796.00	1848.00	2404.00	2482.00	2648.00	2734.00	2892.00	2986.00
	3000	1744.00	1810.00	1914.00	1986.00	2084.00	2162.00	3062.00	3124.00	3368.00	3436.00	3672.00	3746.00
	3200	2180.00	2263.00	2393.00	2483.00	2605.00	2703.00	3491.00	3561.00	3840.00	3917.00	4186.00	4270.00
	4000	2342.00	2430.00	2572.00	2672.00	2802.00	2912.00	3872.00	3950.00	4256.00	4340.00	4640.00	4730.00
5000	—	—	—	—	—	—	4690.00	4784.00	5156.00	5258.00	5622.00	5732.00	

Pricing Instructions For “Factory Assembled” Busway Systems (or Components)

Standard Straight Lengths

The basic component of a busway system is a straight section with a “joint pak” factory-affixed to one end. Plug-in busway is available in standard lengths of 4, 6, 8 and 10 feet. Feeder busway is available in lengths from 16” to 120” in increments of 1”.

Riser Busway

We also offer a “Riser” Plug-In busway with openings on one side only for riser installations. This busway offers the same short circuit ratings as our standard plug-in busway.

Indoor Drip Resistant and IP54 Splash Resistant Busway

These water resistant features are available as an option for indoor plug-in and feeder busway. Price the drip resistant busway using the appropriate per foot price. Price the IP54 splash resistant busway using the outdoor per foot price.

Outdoor Construction (Feeder Busway Only)

Besides the additional charge for outdoor busway, you must also add a charge for a weather seal if the busway passes through a building wall or roof from an interior to an exterior space (found under Miscellaneous Additions and Accessories on page 12-8). Please indicate the thickness of the wall, roof or floor when entering order. Add the “labor only” price for fittings and special features per general pricing instruction.

High Short Circuit Bracing

I-Line busway is available with either standard short circuit bracing or high short circuit bracing. The table on page 12-8 lists maximum short circuit ratings for each busway type and rating.

General Pricing Instructions

- Prepare a layout sketch of the busway run showing:
 - All dimensions in feet and inches
 - All wall and floor locations and thicknesses
 - All fittings (use top of page 12-7 as checklist)
- Add all dimensions together. Round up to the next foot.
- Multiply this total by the appropriate price per foot according to the tables above.
- To this, add the “labor only” charges for all fittings from page 12-7.
- Add hangers per page 12-8 (quantities explained below)
- Add for any other unit price items such as end closures, wall flanges, or special lug requirements from page 12-8.

Hangers

Hangers for the I-Line II busway should be priced from the table on page 12-8. Indoor horizontal busway requires one hanger for every 10 feet of busway. Vertical indoor busway requires one hanger for every 16 feet. Outdoor feeder busway requires one hanger for every 5 feet in either vertical or horizontal mounting.

Elbows

The elbow “labor only” charge applies to all types of 90° elbows within a particular rating of busway. The charge does not include any busway footage (i.e. a charge for the appropriate amount of busway footage would have to be added to the “labor only” charge to obtain a “complete device” charge). If elbow is other than 90°, double the labor only charge.

Tee

The labor charge for tees shown in Table 12.25 on page 7 applies to all factory assembled types of 90° tee fittings within a given rating. Dimensions and catalog number suffix of flatwise tee fittings will be found in the Class 5600 Manual. Refer to factory for edgewise tee dimensions. Crosses are also available.

Table 12.25: Fittings

Number of Poles and Voltage	Ampere Rating	"Labor Only" Charges for Each Component (Copper or Aluminum)											Transformer Taps	
		Elbow Right Angle	Elbow Other Than 90°	Tee	Cross	Flanged End	Tap Box or Service Head	Unfused Reducer	Fused or C/B Cubicle	Expansion FTG.	Phase Transition	Bussed XFMR Conn.	One 3Ø XFMR Y or ↑	Three 1Ø XFMRs Y or ↑
		3Ø3W 600 V 50% Ground	800	1464.00	2928.00	1792.00	3584.00	1512.00	4416.00	1334.00	20826.00	3950.00	10890.00	11164.00
	1000	1464.00	2928.00	1792.00	3584.00	1722.00	4552.00	1512.00	24108.00	4214.00	11158.00	12112.00	2284.00	6636.00
	1200	1966.00	3932.00	2482.00	4964.00	1900.00	4760.00	2514.00	28938.00	4330.00	11274.00	13270.00	2492.00	6944.00
	1350	1966.00	3932.00	2482.00	4964.00	2016.00	4876.00	3256.00	—	4396.00	11340.00	13690.00	2636.00	7112.00
	1600	1966.00	3932.00	2482.00	4964.00	2202.00	5088.00	3610.00	35192.00	5926.00	12872.00	14654.00	2918.00	7420.00
	2000	1966.00	3932.00	2482.00	4964.00	2624.00	5420.00	4578.00	41174.00	6468.00	13404.00	15816.00	3342.00	7904.00
	2500	1966.00	3932.00	2482.00	4964.00	3134.00	6412.00	4768.00	—	6944.00	13886.00	17594.00	3966.00	9144.00
	3000	1966.00	3932.00	2482.00	4964.00	3706.00	6838.00	7094.00	—	8704.00	15646.00	19562.00	4652.00	10602.00
	3200	2478.00	4956.00	2918.00	5836.00	4447.00	7612.00	8512.00	—	10229.00	17172.00	23474.00	5304.00	11891.00
	4000	2478.00	4956.00	2918.00	5836.00	4606.00	7778.00	8954.00	—	10556.00	17500.00	25188.00	5444.00	12168.00
	5000	2478.00	4956.00	2918.00	5836.00	5384.00	9894.00	11084.00	—	11092.00	18030.00	32432.00	5950.00	14072.00
3Ø4W 277/480 V 50% Ground	800	1792.00	3584.00	2084.00	4168.00	1598.00	5010.00	1722.00	21232.00	4358.00	11296.00	12514.00	2066.00	6684.00
	1000	1792.00	3584.00	2084.00	4168.00	1908.00	5230.00	2024.00	24854.00	4958.00	11902.00	13700.00	2458.00	6982.00
	1200	2478.00	4956.00	2918.00	5836.00	2046.00	5450.00	3454.00	30526.00	5916.00	12858.00	15076.00	2668.00	7278.00
	1350	2478.00	4956.00	2918.00	5836.00	2144.00	5598.00	4404.00	—	6552.00	13496.00	15566.00	2806.00	7470.00
	1600	2478.00	4956.00	2918.00	5836.00	2482.00	5846.00	4778.00	37208.00	7944.00	14882.00	16890.00	3186.00	7802.00
	2000	2478.00	4956.00	2918.00	5836.00	2880.00	6394.00	6422.00	43144.00	8436.00	15380.00	17996.00	3606.00	8532.00
	2500	2478.00	4956.00	2918.00	5836.00	3486.00	7756.00	7932.00	—	9126.00	16070.00	20380.00	4326.00	9960.00
	3000	2478.00	4956.00	2918.00	5836.00	4130.00	8468.00	9538.00	—	11978.00	18922.00	22350.00	5074.00	11622.00
	3200	2918.00	5836.00	3412.00	6824.00	4956.00	9463.00	11445.00	—	13457.00	20397.00	26820.00	5795.00	13139.00
	4000	2918.00	5836.00	3412.00	6824.00	5136.00	9676.00	12754.00	—	13774.00	20714.00	29248.00	5950.00	13464.00
	5000	2918.00	5836.00	3412.00	6824.00	6416.00	11044.00	14984.00	—	14484.00	21428.00	36712.00	7420.00	15216.00

Indoor Tap Boxes

Feeder cable tap boxes are used at the end (-ETBMB) or center (-CTB) of a busway run and incorporate a short section of busway into their construction. See Catalog Class 5600 for the length of the tap box then add the "labor only" charges shown above to complete the price.

Plug-in cable tap boxes are plugged into the side of the busway (at any opening except the very last opening of a run). The price shown in the table on page 12-5 is the complete device price. No "labor only" charge is required.

Lugs other than standard mechanical lugs may be selected from the table on page 12-8.

Service Heads

Service heads are of outdoor construction and include Square D® brand standard lugs. Price footage to end of busway run including dimension of service head. Add service head labor charge.

Unfused Reducer

Unfused reducers are used to reduce from a higher amperage busway to a lower amperage. Price each rating of busway to the centerline of reducer and include the "labor only" price of the higher rating.

NOTE: The National Electric Code does not allow the use of unfused reducers in vertical riser installations. Refer to the NEC for restrictions in industrial installations.

Fused or Circuit Breaker Cubicle

These are used as in-line overcurrent protection devices. They can be used in conjunction with an unfused reducer to offer a device which reduces a run of busway in ampacity and offers overcurrent protection.

I-Line to I-Line II Adapter

This adapter is used to join I-Line II busway (800 A–5000 A) to existing installations of original I-Line busway. If connecting to an existing "slot end" of original I-Line, use a "bolt end" adapter (-12B), and vice versa. Price as four feet of busway for 800 through 5000 A busway.

Expansion Fittings

Expansion fitting labor only charge does not include busway footage. The expansion fitting is built into a 3 ft. – 4 in. straight length for 800 A–5000 A and a 5 feet – 0 inch straight length for 225 A–600 A. Limit of expansion or contraction is ±1-1/2 inches. Not available in outdoor construction.

Bussed Transformer Connection

A bussed transformer connection is used when the busway physically attaches (other than cable) to a three phase transformer. Price busway footage to the edge of transformer L.V. or H.V. terminal. To this, add labor only charge for a "bussed transformer connection." For power company vault termination charges, consult the factory.

Transformer Taps

Transformer taps are used to make cable connection to transformers. Calculate footage price to end of busway. Use standard dimensions. Price of taps includes lugs; if lugs other than standard Square D brand lugs are required, add charges from page 12-8. Note that taps need **NOT** be located directly above transformers for cable connections.

Finger Protection to IP2X

This feature provides improved protection from accidental contact with live parts during insertion and removal of plug-in units. This feature meets the IP2X rating as defined by IEC529 standard. (Pricing on page 12-8.)

Connection to Competitive Busway

Consult your nearest Schneider Electric sales office.

Miscellaneous Additions and Accessories

Table 12.26: Additions and Accessories

	\$ Price
Integral Weather Seal Vapor Barrier (Required when busway passes through an exterior wall or roof)	764.00
Roof Collar (Required when busway penetrates an exterior roof)	870.00
Roof Flange Kit (Optional when busway penetrates an exterior roof)	2346.00
Hanger, Horizontal Flatwise and Edgewise (See "Table 12.23: Accessories" on page 5.)	64.00
Hangers, Vertical Fixed (HF-V)	64.00
Hangers, Vertical Spring	
Aluminum Busway	
• 800 A through 1200 A	148.00
• 2000 A through 2500 A	292.00
• 3000 A through 4000 A	292.00
Copper Busway	
• 800 A through 1200 A HFVS1	148.00
• 1350 A through 2000 A HFVS2	292.00
• 2500 A through 5000 A HFVS8	292.00
Lugs – Other than Square D Standard	each lug 70.00
Lugs – Square D Standard added to flanged end	each lug 70.00
Sway Brace Collar HP1SBC	82.00
Assembly Tool AT2	N/C
Finger Protection to IP2X (For each plug-in opening) Plug-in Busway only	per foot 17.00

Note: Finger protection can be ordered on I-Line II (800–5000 A) plug-in busway only.

Electrical Data for I-Line II Busway

Standards:	UL857 (File Number E22182); CSA C22.2 No. 27-1994 (File Number LL-61778); IEC 439 Part 2
Systems:	AC–3Ø3W, 3Ø4W, 1Ø2W, 1Ø3W. DC–2-pole. All neutrals are 100% capacity.
Voltage:	600 volts AC/DC, 50 Hz and 60 Hz
Integral Ground:	50% capacity as standard for 800 A to 5000 A, as an option on 225 A to 600 A
Enclosure:	Indoor, indoor drip resistant and outdoor (indoor drip resistant and outdoor are available in I-Line II [800–5000 A] busway only)

Table 12.27: Short Circuit Ratings: UL 3 Cycle Test (KA, RMS Symmetrical)

Ampere Rating	Aluminum				Copper			
	AOF2 AF2	AOFH2 AFH2	AP AP2/AR2	APH APH2/ARH2	COF2 CF2	COFH2 CFH2	CP CP2/CR2	CPH CPH2/CRH2
225	—	—	22	—	—	—	22	—
400	—	—	22	42	—	—	22	42
600	—	—	22	42	—	—	22	42
800	50	85	50	75	50	85	50	75
1000	50	100	50	100	50	85	50	75
1200	50	100	50	100	50	100	50	100
1350	50	100	50	100	50	100	50	100
1600	50	100	50	100	50	100	50	100
2000	100	100	125	150	50	100	65	100
2500	100	150	125	150	100	150	125	150
3000	100	150	125	150	100	150	125	150
3200	150	200	200	—	100	150	125	150
4000	150	200	200	—	150	200	200	—
5000	—	—	—	—	150	200	200	—




"Hook-Swing" Mounting

Table 12.28: Fusible Type—Floor-Operable Quick-Make, Quick-Break

Amp Rating	Type of Connection	240 Vac 3-Pole, 3 Fuse + G		120/208 Vac, (240 Vac Max.) 4-Pole, 3 Fuse + G		600 Vac 3-Pole, 3 Fuse + G		277/480 Vac, (600 Vac Max.) 4-Pole, 3 Fuse + G	
		Catalog No.	\$ Price	Catalog No.	\$ Price	Catalog No.	\$ Price	Catalog No.	\$ Price
30	Plug-in	PQ3203G	972.00	PQ4203G	1136.00	PQ3603G	1042.00	PQ4603G	1182.00
60		PQ3206G	1042.00	PQ4206G	1182.00	PQ3606G	1110.00	PQ4606G	1230.00
100		PQ3210G	1478.00	PQ4210G	1604.00	PQ3610G	1512.00	PQ4610G	1734.00
200		PQ3220G	2462.00	PQ4220G	2728.00	PQ3620G	2566.00	PQ4620G	2866.00
200▲		PS3220G▲	2462.00	PS4220G▲	2728.00	PS3620G▲	2566.00	PS4620G▲	2866.00
400		PBQ3640G■	6442.00	PBQ4640G■	6996.00	PBQ3640G■	6442.00	PBQ4640G■	6996.00
600		PBQ3660G■	9224.00	PBQ4660G■	10090.00	PBQ3660G■	9224.00	PBQ4660G■	10090.00
800	Bolt-on	—	—	—	—	PTQ3680G ()◆	16014.00	PTQ4680G ()◆	19312.00
1000		—	—	—	—	PTQ36100G ()◆	18810.00	PTQ46100G ()◆	19436.00
1200		—	—	—	—	PTQ36120G ()◆	30042.00	PTQ46120G ()◆	30168.00
1600		—	—	—	—	PTQ36160G ()◆	30042.00	PTQ46160G ()◆	30168.00

Class J Fuses – Provisions for installing Class J fuses are included in 30 through 600 A fusible devices. Conversion to Class J fuse spacing requires relocating the load side fuse base assembly from standard Class H fuse location to an alternate position in the enclosure.

- ▲ For use on vertical riser applications only.
- For vertical riser applications order auxiliary mounting kit—Catalog Number PBQ4060RMK. (Price \$300.)
- ◆ This device uses bolt-on connection. It may be used only on plug-in busway with same number of poles. Add suffix (H) for horizontal applications and suffix (V) for vertical applications. Not for use on 800 A copper busway.



High Ampere Plug-In Connection

High Ampere Bolt-On Connection

Low Ampere Plug-In Connection

Table 12.29: Class R Fuse Kits

Switch Size (A)	Voltage Rating	Kit ★ Catalog No.	\$ Price
30	250 V▼	QMB30R	31.20
	600 V▼	QMB36R	32.60
60	250 V▼	QMB36R	32.60
	600 V▼	QMB60R	32.60
100 and 200	All	HRK1020	31.80
400 and 600	All	QMB4060R	74.00

Class R Fuse Kits when installed reject all but class R fuses.

- ★ Kit must be field installed.
- ▼ Contains parts to convert two units.

Table 12.30: Circuit Breaker Type—Standard Interrupting Capacity

Circuit Breaker Frame	Trip Rating (A)	240 Vac 3-Pole + G		120/208 Vac (240 Vac Max.) 3Ø4W + G		480 Vac 3-Pole + G		277/480 Vac (600 Vac Max.) 3Ø4W + G		600 Vac 3-Pole + G	
		Catalog No.	Price	Catalog No.	\$ Price	Catalog No.	\$ Price	Catalog No.	\$ Price	Catalog No.	\$ Price
FA▲	15	PFA32015G	1456.00	PFA32015GN	1640.00	PFA34015G	1776.00	PFA34015GN	1978.00	PFA36015G	1930.00
	20	PFA32020G	1456.00	PFA32020GN	1640.00	PFA34020G	1776.00	PFA34020GN	1978.00	PFA36020G	1930.00
	30	PFA32030G	1456.00	PFA32030GN	1640.00	PFA34030G	1776.00	PFA34030GN	1978.00	PFA36030G	1930.00
	40	PFA32040G	1456.00	PFA32040GN	1640.00	PFA34040G	1776.00	PFA34040GN	1978.00	PFA36040G	1930.00
	50	PFA32050G	1456.00	PFA32050GN	1640.00	PFA34050G	1776.00	PFA34050GN	1978.00	PFA36050G	1930.00
	60	PFA32060G	1456.00	PFA32060GN	1640.00	PFA34060G	1776.00	PFA34060GN	1978.00	PFA36060G	1930.00
	70	PFA32070G	1706.00	PFA32070GN	1894.00	PFA34070G	1942.00	PFA34070GN	2124.00	PFA36070G	2132.00
	80	PFA32080G	1706.00	PFA32080GN	1894.00	PFA34080G	1942.00	PFA34080GN	2124.00	PFA36080G	2132.00
	90	PFA32090G	1706.00	PFA32090GN	1894.00	PFA34090G	1942.00	PFA34090GN	2124.00	PFA36090G	2132.00
	100	PFA32100G	1706.00	PFA32100GN	1894.00	PFA34100G	1942.00	PFA34100GN	2124.00	PFA36100G	2132.00

Table 12.31: Circuit Breaker Type—Standard Interrupting

Circuit Breaker Frame	Trip Rating Amps	Type of Connection	600 Vac 3-Pole + G		277/480 Vac (600 Vac Max.) 3Ø4W + G	
			Catalog No.	\$ Price	Catalog No.	\$ Price
LA▲	300	Plug-in	PBLA36300G	9398.00	PBLA36300GN	9890.00
	350		PBLA36350G	9398.00	PBLA36350GN	9890.00
	400		PBLA36400G	9398.00	PBLA36400GN	9890.00
MA▲	500	Bolt-on	PTMA36500G ()□◇	16014.00	PTMA36500GN ()□◇	16640.00
	600		PTMA36600G ()□◇	16014.00	PTMA36600GN ()□◇	16640.00
	700		PTMA36700G ()□	16014.00	PTMA36700GN ()□	16640.00
	800		PTMA36800G ()□	16014.00	PTMA36800GN ()□	16640.00
PA▲	900	Bolt-on	PTMA36900G ()□	18810.00	PTMA36900GN ()□	19436.00
	1000		PTMA36100G ()□	18810.00	PTMA36100GN ()□	19436.00
	1200		PTPA36120G ()□	29760.00	PTPA36120GN ()□	30168.00
	1400		PTPA36140G ()□	29760.00	PTPA36140GN ()□	30168.00
1600	PTPA36160G ()□	29760.00	PTPA36160GN ()□	30168.00		

- ▲ Other trip ratings available on an order only basis. Contact your nearest Schneider Electric sales office for order details.
- This device uses bolt-on connection. It may be used only on busway with same number of poles; i.e., do not use 3-pole unit on 3Ø4W busway, or 3Ø4W unit on 3-pole busway. Add suffix (H) for horizontal applications and suffix (V) for vertical applications. Not for use on 800 A copper busway.
- ◇ Cannot be used on 600 A bus. Use devices with the prefix "PBMA."

Table 12.32: Circuit Breaker Type—High Interrupting

Breaker Frame	Trip Rating Amps	Type of Connection	600 Vac 3-Pole + G		277/480 Vac (600 Vac Max.) 3Ø4W + G	
			Catalog No.	\$ Price	Catalog No.	\$ Price
FH	15	Plug-In	PFH36015G	2394.	PFH36015GN	2578.
	20		PFH36020G	2394.	PFH36020GN	2578.
	30		PFH36030G	2394.	PFH36030GN	2578.
	40		PFH36040G	2394.	PFH36040GN	2578.
	50		PFH36050G	2394.	PFH36050GN	2578.
	60		PFH36060G	2394.	PFH36060GN	2578.
	70		PFH36070G	2582.	PFH36070GN	2784.
	80		PFH36080G	2582.	PFH36080GN	2784.
	90		PFH36090G	2582.	PFH36090GN	2784.
	100		PFH36100G	2582.	PFH36100GN	2784.
LH	300	Plug-In	PBLH36300G	12846.	PBLH36300GN	13322.
	350		PBLH36350G	12846.	PBLH36350GN	13322.
	400		PBLH36400G	12846.	PBLH36400GN	13322.
MH	500	Bolt-On	PTMH36500G () ▲ ■	17918.	PTMH36500GN () ▲ ■	18536.
	600		PTMH36600G () ▲ ■	17918.	PTMH36600GN () ▲ ■	18536.
MH	700	Bolt-On	PTMH36700G () ▲	17918.	PTMH36700GN () ▲	18536.
	800		PTMH36800G () ▲	17918.	PTMH36800GN () ▲	18536.
	900		PTMH36900G () ▲	20368.	PTMH36900GN () ▲	22082.
	900		PTMH36100G () ▲	20368.	PTMH36100GN () ▲	22082.
	1000		PTMH36100G () ▲	20368.	PTMH36100GN () ▲	22082.

▲ This device uses bolt-on connection. It may be used only on busway with same number of poles. Add suffix (H) for horizontal applications and suffix (V) for vertical applications. Not for use on 800 A copper busway.
■ Note: Cannot be used on 600 A busway. Use devices with the prefix "PBMH-".

Table 12.33: Circuit Breaker Type—Current Limiting

Breaker Frame	Trip Rating Amps	Type of Connection	480 Vac 3-Pole + G		277/480 Vac 3Ø4W + G	
			Catalog No.	\$ Price	Catalog No.	\$ Price
FI	20	Plug-In	PFI34020G	5982.	PFI34020GN	6152.
	30		PFI34030G	5982.	PFI34030GN	6152.
	40		PFI34040G	5982.	PFI34040GN	6152.
	50		PFI34050G	5982.	PFI34050GN	6152.
	60		PFI34060G	5982.	PFI34060GN	6152.
	70		PFI34070G	5982.	PFI34070GN	6152.
	80		PFI34080G	5982.	PFI34080GN	6152.
	90		PFI34090G	5982.	PFI34090GN	6152.
	100		PFI34100G	5982.	PFI34100GN	6152.
	KI		125	Plug-In	PKI34125G	12438.
150		PKI34150G	12438.		PKI34150GN	12920.
175		PKI34175G	12438.		PKI34175GN	12920.
200		PKI34200G	12438.		PKI34200GN	12920.
225		PKI34225G	12438.		PKI34225GN	12920.
250		PKI34250G	14274.		PKI34250GN	14826.
LI	300	Plug-In	PBLI34300G	17430.	PBLI34300GN	18078.
	350		PBLI34350G	17430.	PBLI34350GN	18078.
	400		PBLI34400G	17430.	PBLI34400GN	18078.
	500		PBLI34500G	25224.	PBLI34500GN	26154.
	600		PBLI34600G	25224.	PBLI34600GN	26154.

Table 12.34: Circuit Breaker Type—Current Limiting

Breaker Frame	Trip Rating Amps	Type of Connection	600 Vac 3-Pole + G		277/480 Vac (600 Vac Max.) 3Ø4W + G	
			Catalog No.	\$ Price	Catalog No.	\$ Price
LXI	300	Plug-In	PBLXI36300G	26606.	PBLXI36300GN	27254.
	350		PBLXI36350G	26606.	PBLXI36350GN	27254.
	400		PBLXI36400G	26606.	PBLXI36400GN	27254.
	500		PBLXI36500G	37712.	PBLXI36500GN	38642.
	600		PBLXI36600G	37712.	PBLXI36600GN	38642.
MA	700	Bolt-On	PTMA36700GCL () ▲ ■	27252.	PTMA36700GNCL () ▲ ■	27876.
	800		PTMA36800GCL () ▲ ■	27252.	PTMA36800GNCL () ▲ ■	27876.
	900		PTMA36900GCL () ▲ ■	30286.	PTMA36900GNCL () ▲ ■	30914.
	900		PTMA36100GCL () ▲ ■	30286.	PTMA36100GNCL () ▲ ■	30914.
	1000		PTMA36100GCL () ▲ ■	30286.	PTMA36100GNCL () ▲ ■	30914.

▲ This device uses bolt-on connection. It may be used only on busway with same number of poles. Add suffix (H) for horizontal applications and suffix (V) for vertical applications. Not for use on 800 A copper busway.
■ Includes Square D® brand standard circuit breaker plus set of three coordinated current limiting fuses.

Table 12.35: Circuit Breaker Type—Extra High Capacity

Circuit Breaker Frame	Trip Rating Amps	Type of Connection	480 Vac 3-Pole + G		277/480 Vac 3Ø4W + G	
			Catalog Number	\$ Price	Catalog Number	\$ Price
LC	300	Plug-In	PBLC34300G	15158.	PBLC34300GN	15718.
	350		PBLC34350G	15158.	PBLC34350GN	15718.
	400		PBLC34400G	15158.	PBLC34400GN	15718.
	500		PBLC34500G	15764.	PBLC34500GN	16346.
	600		PBLC34600G	15764.	PBLC34600GN	16346.

Table 12.36: Circuit Breaker Type—Solid State Trip

Breaker Frame	Trip Rating Amps	Type of Connection	Extra High Capacity			
			600 Vac 3-Pole + G		277/480 Vac (600 Vac Max.) 3Ø4W + G	
			Catalog Number	\$ Price	Catalog Number	\$ Price
LX	100	Plug-In	PBLX36100G	12420.	PBLX36100GN	13068.
	200		PBLX36200G	12420.	PBLX36200GN	13068.
	300		PBLX36300G	16230.	PBLX36300GN	16878.
	400		PBLX36400G	16230.	PBLX36400GN	16878.
MX	500	Bolt-On	PTMX36500G () ★	25450.	PTMX36500GN () ★	26545.
	600		PTMX36600G () ★	25450.	PTMX36600GN () ★	26545.
	700		PTMX36700G () ★	25450.	PTMX36700GN () ★	26545.
	800		PTMX36800G () ★	25450.	PTMX36800GN () ★	26545.
PX	1000	Bolt-On	PTPX36100G () ★	35794.	PTPX36100GN () ★	36878.
	1600		PTPX36160G () ★	35794.	PTPX36160GN () ★	36878.

◆ Solid state trip circuit breakers are supplied with -LSI (long time, short time, instantaneous pickup) adjustable trip unit functions unless otherwise required. Adjust prices accordingly (see circuit breakers, section 7) if ground fault protection, neutral current transformer, 100% rated circuit breaker or alternate trip unit functions are required.
★ This device uses bolt-on connection. It may be used only on busway with same number of poles. Add suffix (H) for horizontal applications and suffix (V) for vertical applications. Not for use on 800 A copper busway.

Table 12.37: LE-Frame—Plug-In Units—100% Rated

Trip Rating Amps	Trip Function	600 Vac 3-Pole + G		277/480 Vac (600 Vac Max.) 3Ø4W + G	
		Catalog Number	\$ Price	Catalog Number	\$ Price
300	LI	PBLE36300GLI	18864.	PBLE36300GNLI	19512.
	LSI	PBLE36300GLS	25648.	PBLE36300GNLS	26296.
	LIG	PBLE36300GLIG	21500.	PBLE36300GNLIG	22148.
	LSIG	PBLE36300GLSG	28284.	PBLE36300GNLSG	28932.
400	LI	PBLE36400GLI	18864.	PBLE36400GNLI	19512.
	LSI	PBLE36400GLS	25648.	PBLE36400GNLS	26296.
	LIG	PBLE36400GLIG	21500.	PBLE36400GNLIG	22148.
	LSIG	PBLE36400GLSG	28284.	PBLE36400GNLSG	28932.
500	LI	PBLE36500GLI	26164.	PBLE36500GNLI	27094.
	LSI	PBLE36500GLS	32948.	PBLE36500GNLS	33878.
	LIG	PBLE36500GLIG	28800.	PBLE36500GNLIG	29730.
	LSIG	PBLE36500GLSG	35586.	PBLE36500GNLSG	36516.
600	LI	PBLE36600GLI	26164.	PBLE36600GNLI	27094.
	LSI	PBLE36600GLS	32948.	PBLE36600GNLS	33878.
	LIG	PBLE36600GLIG	28800.	PBLE36600GNLIG	29730.
	LSIG	PBLE36600GLSG	35586.	PBLE36600GNLSG	36516.

Table 12.38: H-Frame—Plug-In Units—Standard (80%) Rated—3Ø3W

Trip Rating Amps	D Interrupting		G Interrupting		J Interrupting		L Interrupting	
	Catalog Number	\$ Price	Catalog Number	\$ Price	Catalog Number	\$ Price	Catalog Number	\$ Price
3-pole + G, 600 Vac 50/60 Hz								
15	PHD36015G	1930.00	PHG36015G	2394.00	PHJ36015G	3184.00	PHL36015G	5171.00
20	PHD36020G	1930.00	PHG36020G	2394.00	PHJ36020G	3184.00	PHL36020G	5171.00
25	PHD36025G	1930.00	PHG36025G	2394.00	PHJ36025G	3184.00	PHL36025G	5171.00
30	PHD36030G	1930.00	PHG36030G	2394.00	PHJ36030G	3184.00	PHL36030G	5171.00
35	PHD36035G	1930.00	PHG36035G	2394.00	PHJ36035G	3184.00	PHL36035G	5171.00
40	PHD36040G	1930.00	PHG36040G	2394.00	PHJ36040G	3184.00	PHL36040G	5171.00
45	PHD36045G	1930.00	PHG36045G	2394.00	PHJ36045G	3184.00	PHL36045G	5171.00
50	PHD36050G	1930.00	PHG36050G	2394.00	PHJ36050G	3184.00	PHL36050G	5171.00
60	PHD36060G	1930.00	PHG36060G	2394.00	PHJ36060G	3184.00	PHL36060G	5171.00
70	PHD36070G	2132.00	PHG36070G	2582.00	PHJ36070G	3718.00	PHL36070G	5715.00
80	PHD36080G	2132.00	PHG36080G	2582.00	PHJ36080G	3718.00	PHL36080G	5715.00
90	PHD36090G	2132.00	PHG36090G	2582.00	PHJ36090G	3718.00	PHL36090G	5715.00
100	PHD36100G	2132.00	PHG36100G	2582.00	PHJ36100G	3718.00	PHL36100G	5715.00
110	PHD36110G	4246.00	PHG36110G	6031.00	PHJ36110G	8266.00	PHL36110G	9987.00
125	PHD36125G	4246.00	PHG36125G	6031.00	PHJ36125G	8266.00	PHL36125G	9987.00
150	PHD36150G	4246.00	PHG36150G	6031.00	PHJ36150G	8266.00	PHL36150G	9987.00

Table 12.39: H-Frame—Plug-In Units—Standard (80%) Rated—3Ø4W

Trip Rating Amps	D Interrupting		G Interrupting		J Interrupting		L Interrupting	
	Catalog Number	\$ Price	Catalog Number	\$ Price	Catalog Number	\$ Price	Catalog Number	\$ Price
3Ø4W + G, 277/480 Vac (600 Vac Max) 50/60 Hz								
15	PHD36015GN	2111.00	PHG36015GN	2578.00	PHJ36015GN	3428.00	PHL36015GN	5318.00
20	PHD36020GN	2111.00	PHG36020GN	2578.00	PHJ36020GN	3428.00	PHL36020GN	5318.00
25	PHD36025GN	2111.00	PHG36025GN	2578.00	PHJ36025GN	3428.00	PHL36025GN	5318.00
30	PHD36030GN	2111.00	PHG36030GN	2578.00	PHJ36030GN	3428.00	PHL36030GN	5318.00
35	PHD36035GN	2111.00	PHG36035GN	2578.00	PHJ36035GN	3428.00	PHL36035GN	5318.00
40	PHD36040GN	2111.00	PHG36040GN	2578.00	PHJ36040GN	3428.00	PHL36040GN	5318.00
45	PHD36045GN	2111.00	PHG36045GN	2578.00	PHJ36045GN	3428.00	PHL36045GN	5318.00
50	PHD36050GN	2111.00	PHG36050GN	2578.00	PHJ36050GN	3428.00	PHL36050GN	5318.00
60	PHD36060GN	2111.00	PHG36060GN	2578.00	PHJ36060GN	3428.00	PHL36060GN	5318.00
70	PHD36070GN	2317.00	PHG36070GN	2784.00	PHJ36070GN	4008.00	PHL36070GN	5878.00
80	PHD36080GN	2317.00	PHG36080GN	2784.00	PHJ36080GN	4008.00	PHL36080GN	5878.00
90	PHD36090GN	2317.00	PHG36090GN	2784.00	PHJ36090GN	4008.00	PHL36090GN	5878.00
100	PHD36100GN	2317.00	PHG36100GN	2784.00	PHJ36100GN	4008.00	PHL36100GN	5878.00
110	PHD36110GN	4478.00	PHG36110GN	6267.00	PHJ36110GN	8510.00	PHL36110GN	10254.00
125	PHD36125GN	4478.00	PHG36125GN	6267.00	PHJ36125GN	8510.00	PHL36125GN	10254.00
150	PHD36150GN	4478.00	PHG36150GN	6267.00	PHJ36150GN	8510.00	PHL36150GN	10254.00

Table 12.40: J-Frame—Plug-In Units—Standard (80%) Rated—3Ø3W

Trip Rating Amps	D Interrupting		G Interrupting		J Interrupting		L Interrupting	
	Catalog Number	\$ Price	Catalog Number	\$ Price	Catalog Number	\$ Price	Catalog Number	\$ Price
3-pole + G, 600 Vac 50/60 Hz								
175	PJD36175G	4618.00	PJG36175G	8056.00	PJJ36175G	9424.00	PJL36175G	11581.00
200	PJD36200G	4618.00	PJG36200G	8056.00	PJJ36200G	9424.00	PJL36200G	11581.00
225	PJD36225G	4618.00	PJG36225G	8056.00	PJJ36225G	9424.00	PJL36225G	11581.00
250	PJD36250G	6380.00	PJG36250G	9834.00	PJJ36250G	10816.00	PJL36250G	13292.00

Table 12.41: J-Frame—Plug-In Units—Standard (80%) Rated—3Ø4W

Trip Rating Amps	D Interrupting		G Interrupting		J Interrupting		L Interrupting	
	Catalog Number	\$ Price	Catalog Number	\$ Price	Catalog Number	\$ Price	Catalog Number	\$ Price
3Ø4W + G, 277/480 Vac (600 Vac Max) 50/60 Hz								
175	PJD36175GN	4950.00	PJG36175GN	8366.00	PJJ36175GN	9788.00	PJL36175GN	11910.00
200	PJD36200GN	4950.00	PJG36200GN	8366.00	PJJ36200GN	9788.00	PJL36200GN	11910.00
225	PJD36225GN	4950.00	PJG36225GN	8366.00	PJJ36225GN	9788.00	PJL36225GN	11910.00
250	PJD36250GN	6712.00	PJG36250GN	10144.00	PJJ36250GN	11158.00	PJL36250GN	13669.00

Table 12.42: H- and J-Frame Interrupting Ratings

Interrupting Ratings (kA)	D	G	J	L
240 V	25	65	100	125
480 V	18	35	65	100
600 V	14	18	25	50

Table 12.43: R-Frame Plug-in Units—3Ø3W

Trip Rating Ampere	Interrupting Rating								
	G			J			L		
	Catalog Number	\$ Price		Catalog Number	\$ Price		Catalog Number	\$ Price	
80 % Rated		100 % Rated	80 % Rated		100 % Rated	80 % Rated		100 % Rated	
Micrologic Standard Trip Unit ▲■									
3-pole + G, 600 Vac 50/60 Hz With LI Trip Functions (Micrologic 3.0)									
600	PTRG36060G(U)J31A★	42232.00	48472.00	PTRJ36060G(U)J31A★	43800.00	50040.00	PTRL36060G(U)J31A★	45366.00	51606.00
800	PTRG36080G(U)J31A	42232.00	48472.00	PTRJ36080G(U)J31A	43800.00	50040.00	PTRL36080G(U)J31A	45366.00	51606.00
1000	PTRG36100G(U)J31A	42232.00	48472.00	PTRJ36100G(U)J31A	43800.00	50040.00	PTRL36100G(U)J31A	45366.00	51606.00
1200	PTRG36120G(U)J31A	42232.00	48472.00	PTRJ36120G(U)J31A	43800.00	50040.00	PTRL36120G(U)J31A	45366.00	51606.00
1600	PTRG36160G(U)J31A	42232.00	—	PTRJ36160G(U)J31A	43800.00	—	PTRL36160G(U)J31A	45366.00	—
3-pole, 600 Vac 50/60 Hz With LSI Trip Functions (Micrologic 5.0)									
600	PTRG36060G(U)J33A★	42686.00	48772.00	PTRJ36060G(U)J33A★	44254.00	50340.00	PTRL36060G(U)J33A★	45820.00	51906.00
800	PTRG36080G(U)J33A	42686.00	48772.00	PTRJ36080G(U)J33A	44254.00	50340.00	PTRL36080G(U)J33A	45820.00	51906.00
1000	PTRG36100G(U)J33A	42686.00	48772.00	PTRJ36100G(U)J33A	44254.00	50340.00	PTRL36100G(U)J33A	45820.00	51906.00
1200	PTRG36120G(U)J33A	42686.00	48772.00	PTRJ36120G(U)J33A	44254.00	50340.00	PTRL36120G(U)J33A	45820.00	51906.00
1600	PTRG36160G(U)J33A	42686.00	—	PTRJ36160G(U)J33A	44254.00	—	PTRL36160G(U)J33A	45820.00	—
Micrologic Ammeter Trip Unit ▲■									
3-pole, 600 Vac 50/60 Hz With LI Trip Functions (Micrologic 3.0)									
600	PTRG36060G(U)J41A★	43368.00	49342.00	PTRJ36060G(U)J41A★	44936.00	50910.00	PTRL36060G(U)J41A★	46502.00	52476.00
800	PTRG36080G(U)J41A	43368.00	49342.00	PTRJ36080G(U)J41A	44936.00	50910.00	PTRL36080G(U)J41A	46502.00	52476.00
1000	PTRG36100G(U)J41A	43368.00	49342.00	PTRJ36100G(U)J41A	44936.00	50910.00	PTRL36100G(U)J41A	46502.00	52476.00
1200	PTRG36120G(U)J41A	43368.00	49342.00	PTRJ36120G(U)J41A	44936.00	50910.00	PTRL36120G(U)J41A	46502.00	52476.00
1600	PTRG36160G(U)J41A	43368.00	—	PTRJ36160G(U)J41A	44936.00	—	PTRL36160G(U)J41A	46502.00	—
3-pole, 600 Vac 50/60 Hz With LSI Trip Functions (Micrologic 5.0)									
600	PTRG36060G(U)J43A★	45366.00	51184.00	PTRJ36060G(U)J43A★	46934.00	52752.00	PTRL36060G(U)J43A★	48500.00	54318.00
800	PTRG36080G(U)J43A	45366.00	51184.00	PTRJ36080G(U)J43A	46934.00	52752.00	PTRL36080G(U)J43A	48500.00	54318.00
1000	PTRG36100G(U)J43A	45366.00	51184.00	PTRJ36100G(U)J43A	46934.00	52752.00	PTRL36100G(U)J43A	48500.00	54318.00
1200	PTRG36120G(U)J43A	45366.00	51184.00	PTRJ36120G(U)J43A	46934.00	52752.00	PTRL36120G(U)J43A	48500.00	54318.00
1600	PTRG36160G(U)J43A	45366.00	—	PTRJ36160G(U)J43A	46934.00	—	PTRL36160G(U)J43A	48500.00	—
3-pole, 600 Vac 50/60 Hz With LSI Trip Functions (Micrologic 6.0)									
600	PTRG36060G(U)J44A★	47856.00	53426.00	PTRJ36060G(U)J44A★	49424.00	54994.00	PTRL36060G(U)J44A★	50990.00	56560.00
800	PTRG36080G(U)J44A	47856.00	53426.00	PTRJ36080G(U)J44A	49424.00	54994.00	PTRL36080G(U)J44A	50990.00	56560.00
1000	PTRG36100G(U)J44A	47856.00	53426.00	PTRJ36100G(U)J44A	49424.00	54994.00	PTRL36100G(U)J44A	50990.00	56560.00
1200	PTRG36120G(U)J44A	47856.00	53426.00	PTRJ36120G(U)J44A	49424.00	54994.00	PTRL36120G(U)J44A	50990.00	56560.00
1600	PTRG36160G(U)J44A	47856.00	—	PTRJ36160G(U)J44A	49424.00	—	PTRL36160G(U)J44A	50990.00	—

Table 12.44: R-Frame Plug-in Units—3Ø4W

Trip Rating Ampere	Interrupting Rating								
	G			J			L		
	Catalog Number	\$ Price		Catalog Number	\$ Price		Catalog Number	\$ Price	
80 % Rated		100 % Rated	80 % Rated		100 % Rated	80 % Rated		100 % Rated	
Micrologic Standard Trip Unit ▲■									
3Ø4W + G 277/480 Vac (600 Vac Max) 50/60 Hz With LI Trip Functions (Micrologic 3.0)									
600	PTRG36060GN(U)J31A★	43232.00	49472.00	PTRJ36060GN(U)J31A★	44800.00	51040.00	PTRL36060GN(U)J31A★	46366.00	52606.00
800	PTRG36080GN(U)J31A	43232.00	49472.00	PTRJ36080GN(U)J31A	44800.00	51040.00	PTRL36080GN(U)J31A	46366.00	52606.00
1000	PTRG36100GN(U)J31A	43232.00	49472.00	PTRJ36100GN(U)J31A	44800.00	51040.00	PTRL36100GN(U)J31A	46366.00	52606.00
1200	PTRG36120GN(U)J31A	43232.00	49472.00	PTRJ36120GN(U)J31A	44800.00	51040.00	PTRL36120GN(U)J31A	46366.00	52606.00
1600	PTRG36160GN(U)J31A	43232.00	—	PTRJ36160GN(U)J31A	44800.00	—	PTRL36160GN(U)J31A	46366.00	—
3Ø4W + G 277/480 Vac (600 Vac Max) 50/60 Hz With LSI Trip Functions (Micrologic 5.0)									
600	PTRG36060GN(U)J33A★	43686.00	49772.00	PTRJ36060GN(U)J33A★	45254.00	51340.00	PTRL36060GN(U)J33A★	46820.00	52906.00
800	PTRG36080GN(U)J33A	43686.00	49772.00	PTRJ36080GN(U)J33A	45254.00	51340.00	PTRL36080GN(U)J33A	46820.00	52906.00
1000	PTRG36100GN(U)J33A	43686.00	49772.00	PTRJ36100GN(U)J33A	45254.00	51340.00	PTRL36100GN(U)J33A	46820.00	52906.00
1200	PTRG36120GN(U)J33A	43686.00	49772.00	PTRJ36120GN(U)J33A	45254.00	51340.00	PTRL36120GN(U)J33A	46820.00	52906.00
1600	PTRG36160GN(U)J33A	43686.00	—	PTRJ36160GN(U)J33A	45254.00	—	PTRL36160GN(U)J33A	46820.00	—
Micrologic Ammeter Trip Unit ▲■									
3Ø4W + G 277/480 Vac (600 Vac Max) 50/60 Hz With LI Trip Functions (Micrologic 3.0)									
600	PTRG36060GN(U)J41A★	44368.00	50342.00	PTRJ36060GN(U)J41A★	45936.00	51910.00	PTRL36060GN(U)J41A★	47502.00	53476.00
800	PTRG36080GN(U)J41A	44368.00	50342.00	PTRJ36080GN(U)J41A	45936.00	51910.00	PTRL36080GN(U)J41A	47502.00	53476.00
1000	PTRG36100GN(U)J41A	44368.00	50342.00	PTRJ36100GN(U)J41A	45936.00	51910.00	PTRL36100GN(U)J41A	47502.00	53476.00
1200	PTRG36120GN(U)J41A	44368.00	50342.00	PTRJ36120GN(U)J41A	45936.00	51910.00	PTRL36120GN(U)J41A	47502.00	53476.00
1600	PTRG36160GN(U)J41A	44368.00	—	PTRJ36160GN(U)J41A	45936.00	—	PTRL36160GN(U)J41A	47502.00	—
3Ø4W + G 277/480 Vac (600 Vac Max) 50/60 Hz With LSI Trip Functions (Micrologic 5.0)									
600	PTRG36060GN(U)J43A★	46366.00	52184.00	PTRJ36060GN(U)J43A★	47934.00	53752.00	PTRL36060GN(U)J43A★	49500.00	55318.00
800	PTRG36080GN(U)J43A	46366.00	52184.00	PTRJ36080GN(U)J43A	47934.00	53752.00	PTRL36080GN(U)J43A	49500.00	55318.00
1000	PTRG36100GN(U)J43A	46366.00	52184.00	PTRJ36100GN(U)J43A	47934.00	53752.00	PTRL36100GN(U)J43A	49500.00	55318.00
1200	PTRG36120GN(U)J43A	46366.00	52184.00	PTRJ36120GN(U)J43A	47934.00	53752.00	PTRL36120GN(U)J43A	49500.00	55318.00
1600	PTRG36160GN(U)J43A	46366.00	—	PTRJ36160GN(U)J43A	47934.00	—	PTRL36160GN(U)J43A	49500.00	—
3Ø4W + G 277/480 Vac (600 Vac Max) 50/60 Hz With LSI Trip Functions (Micrologic 6.0)									
600	PTRG36060GN(U)J44A★	48856.00	54426.00	PTRJ36060GN(U)J44A★	50424.00	55994.00	PTRL36060GN(U)J44A★	51990.00	57560.00
800	PTRG36080GN(U)J44A	48856.00	54426.00	PTRJ36080GN(U)J44A	50424.00	55994.00	PTRL36080GN(U)J44A	51990.00	57560.00
1000	PTRG36100GN(U)J44A	48856.00	54426.00	PTRJ36100GN(U)J44A	50424.00	55994.00	PTRL36100GN(U)J44A	51990.00	57560.00
1200	PTRG36120GN(U)J44A	48856.00	54426.00	PTRJ36120GN(U)J44A	50424.00	55994.00	PTRL36120GN(U)J44A	51990.00	57560.00
1600	PTRG36160GN(U)J44A	48856.00	—	PTRJ36160GN(U)J44A	50424.00	—	PTRL36160GN(U)J44A	51990.00	—

- ▲ The standard rating plug supplied with a trip unit will be the "A" rating plug. To specify an alternative rating plug, replace the "A" at the end of the catalog number with the applicable suffix letter. See the ratings plugs table on page 7-44 for rating plug catalog suffix letters.
- All these devices use bolt-on connection. It may be used only on busway with same number of poles. Not for use on 800 A copper busway. To complete the catalog number, replace the blank with an (H) for horizontal applications and (V) for vertical applications.
- ◆ Listed catalog numbers are for 80% rated circuit breakers. For 100% rated circuit breakers, replace the blank with an "HC" for horizontal applications and "VC" for vertical applications. For example, the catalog number for a 100% standard trip unit with LI trip functions at 800 A 3Ø3W for a horizontal application would be PTRG36080GHCUS31A.
- ★ Special device. Contact your local Schneider Electric field office for ordering information.

Table 12.45: R-Frame Interrupting Ratings

Interrupting Ratings (kA)	G	J	L
240 V	65	100	125
480 V	35	65	100
600 V	18	25	50

12 BUSWAY

Table 12.46: Hooksticks

Length	Catalog No.	\$ Price	Length	Catalog No.	\$ Price
8'	515608	452.00	14'	515614	778.00

Surge Protection Device Plug-In Units

All Busway SPD Plug-In Units include as standard:

- Individually Fused Modules
- Circuit Breaker Disconnect
- Cover Mounted Diagnostic Panel
- EMI/RFI Filter
- Audible Alarm with Test/Disable/Enable

Table 12.47: Surge Capacity—160,000 Amperes Per Phase

System Voltage	Catalog Number	\$ Price
208Y/120 Vac, 3Ø4W/Grd.	PIU21MA16	4472.00
240Y/120 Vac, 3Ø4W/Grd.	PIU31MA16	4472.00
480Y/277 Vac, 3Ø4W/Grd.	PIU41MA16	4740.00
600Y/347 Vac, 3Ø4W/Grd.	PIU81MA16	4919.00

Table 12.48: Surge Capacity—240,000 Amperes Per Phase

System Voltage	Catalog Number	\$ Price
208 Y/120 Vac, 3Ø4W/Grd.	PIU21MA24	6407.00
240 Y/120 Vac, 3Ø4W/Grd.	PIU31MA24	6407.00
480 Y/277 Vac, 3Ø4W/Grd.	PIU41MA24	6792.00
600Y/347 Vac, 3Ø4W/Grd.	PIU81MA24	7048.00

Table 12.49: Options

Description	When Required Add Suffix to Catalog Number	\$ Price
Surge Counter	C	516.00
Dry Contacts	—	STD.
Remote Monitor with Dry Contacts	M	620.00
Surge Counter and Remote Monitor with Dry Contacts	CM	1136.00

- Non-segregated phase bus
- 600 V through 15 kV (1200 A–4000 A) ¹
- Aluminum, steel or stainless steel housing
- Aluminum or copper bus bars
- Insulated with fluidized bed epoxy (5 kV–15 kV)
- Complete line of fittings provides for any configuration
- Indoor trapeze and outdoor column supports
- For use in utilities, industrial and commercial facilities

Power-Zone bus is custom designed, manufactured and tested per ANSI C37.23 standards to meet customer specifications. The 600 V product is also UL Listed. It is a completely coordinated package of equipment with all the auxiliary material and supports for connecting transformers, switchgear, MCCs, and motors, in all types of utility, industrial, and commercial facilities.

General Pricing Instruction – Prepare a layout sketch (if applicable) of the run(s) showing all dimensions in feet and inches, all wall and floor locations and thicknesses and all fittings such as elbows, tees, flanged ends, cable tap boxes, expansion fittings, transformer connections, etc. Add all dimensions together using the center line of the bus and adjust the total to the higher whole foot. Multiply this total by the per foot price as determined by the type (indoor or weatherproof) (aluminum or copper) and the number of poles and any optional accessories (aluminum or steel enclosures, fiberglass or porcelain conductor supports, etc.). To this add the charges for each of the elbows, tees, flanged ends, cable tap boxes, expansion fittings, transformer connections, etc. The sum of these items plus the sum of any optional accessory is the price of the entire bus run. **NOTE:** Because the bus run is custom designed and built there are no “Complete Device” prices.

Bus Footage – The per foot price of the bus may be a combination of several prices depending on the job specifications and requirements. Some of these options are special momentary rating, special housing material and/or finish, special conductor supports, heaters and thermostats, and ground bus. The prices for these options are shown on page 12-16. They should be added to the per foot prices shown on page 12-15.

Weatherproof Bus – Priced the same as indoor. In addition, all weatherproof runs must be equipped with strip heaters to eliminate condensation and, if applicable, a thermostat. A heater should be priced for every seven (7) foot of bus and no more than 20 heaters can be controlled by one thermostat. Also, each bus run should have its own thermostat. The heaters are rated 240 V, 500 watts and operate at 120 V, 125 watts.

Flanged Ends – A flanged end is used to terminate the bus into switchgear, motor control centers, switchboards, or any rigid bus-to-bus connection. It consists of a gasketed equipment flange, up to 1'-0" of 3Ø3W conductor (3Ø4W as applicable), necessary insulation tapes, and required bolting hardware. If additional conductor length is required, add to the footage price on a per foot basis.

Cable Tap Box – A cable tap box includes a gasketed and accessible termination box, lugs, necessary insulation tape (between bus and lugs only), and required bolting hardware. Lug sizes and quantity should be specified by purchaser.



Transformer/Generator Connection – This type of termination should be priced whenever the bus is connecting to a transformer, generator, motor, switch or any connection where the bus bars are connecting to porcelain mounted equipment terminals. It will include the same components as a flanged end plus one set of flexible braid type connectors and a terminal box (if required).

Bushing Box (Weatherhead) – A bushing box is used on service entrance run where the cable connection to the bus must be made via porcelain bushings. It is comprised of the same components as a transformer connection plus 3 through stud type apparatus bushings, bushing stud connectors (lug pads) and a strip heater.

Ground Bus – The bus housing is designed and constructed to provide an electrically continuous ground path. The side rails of the bus housings are capable of carrying the full rated phase current continuously and, under short circuit conditions, are capable of carrying up to 60 kA RMS asymmetrical fault current for 3 seconds. Consequently, a separate ground bus is not necessary unless specified.

Wall Entrance Seal – A wall entrance seal consists of a wall throat, wall flange (one side of wall only), and a barrier which prevents air or vapor from passing from one room to another or from outdoors to indoors. It also carries a 1/2 hour fire rating. Consult factory for higher fire ratings. If additional wall flanges are required, they should be added at the prices given on page 12-16.

Equipment Entrance Seal – An equipment entrance seal should be priced whenever a barrier is required to prevent the passing of flame and/or gasses between the bus housing and the terminating equipment.

Expansion Fittings – An expansion fitting is used to counteract the strain placed on the bus due to the expansion and contraction of the building or the bus itself. One should be priced whenever the bus run crosses a building expansion joint and whenever a straight run of bus exceeds 60 feet.

Flexible Housing (Misalignment) Collar – Required at terminations or wall penetrations when vibrations due to seismic forces may cause damage to the bus. It may also be used to adjust for the “settling” of terminating equipment after installation.

¹ For additional ratings, contact the factory.

Supporting Steel (Hangers) – Supports are not included in the “per foot” price of the bus and should be added on the basis of one for every 10 ft. for indoor and one for every 12 ft. for outdoor. Indoor supports are a trapeze type hanger while outdoor supports are a single or double column type support. Consult factory for other type supports.

Hazardous or Seismic Locations – Consult factory for bus runs which are to be installed in a location which is classified as hazardous or in a seismic location.

Standard Construction – The prices on this page are based on standard Power-Zone construction. Page 12-16 should be used to add any options or accessories. Standard construction is as follows:

- Conductor (plating): Copper (silver) or Aluminum (tin)
- Conductor Insulation (5 kV and 15 kV only): epoxy
- Conductor Supports: Glass reinforced polyester blocks
- Housing Material: Extruded Aluminum (1/8-inch Nominal)
- Housing Construction: Totally Enclosed Non-ventilated
- Joint Insulation: EPR and PVC tape
- BIL Rating: 25 kV (600 V), 60 kV (5 kV) and 95 kV (15 kV)
- Momentary (Short Circuit) Rating: 75 kA (600 V) and 60 kA (5 kV, 15 kV)
- Ground Conductor: Housing (100% rated)

Table 12.50: Footage and Fittings

Cond. Mtl.	No. of Poles, Wires	Current Rtg.	\$ Price Per Foot ▲	Flanged End	Vert. Elb.	Horz. Elb.	Cable Tap Box	Vert. Tee	Horz. Tee	Incr. Exp. Ftg.	Outdr. Exp. Ftg.	Wall Entr. Seal	Equip. Entr. Seal	Phase Phase Trans.	Xfrm Conn.	Porc. Bshg. Box	
600 V																	
Aluminum	3P, 3W	1200 A	1235.	4430.	4885.	4195.	14348.	6740.	6740.	6595.	13905.	5400.	3970.	8825.	15725.	34275.	
		1600 A	1315.	4535.	5005.	4265.	14838.	6760.	6760.	8075.	15610.	5410.	3975.	9150.	17265.	37510.	
		2000 A	1485.	4905.	5160.	4340.	17165.	7020.	7020.	8635.	16395.	5435.	3985.	9840.	19450.	42687.	
		2500 A	1635.	5120.	5420.	4390.	17777.	7190.	7190.	10895.	18950.	5450.	3995.	10145.	21755.	47865.	
		3200 A	1845.	5310.	5470.	4435.	18736.	7195.	7195.	12835.	20885.	5475.	4005.	10525.	23880.	54800.	
	3P, 4W 100% Neutral	1200 A	1605.	5759.	6351.	5454.	18652.	8762.	8762.	8574.	18077.	7020.	5161.	5161.	11473.	20443.	44558.
		1600 A	1710.	5895.	6507.	5545.	19290.	8788.	8788.	10498.	20293.	7033.	5168.	5168.	11895.	22445.	48763.
		2000 A	1930.	6376.	6708.	5642.	22315.	9126.	9126.	11226.	21314.	7066.	5181.	5181.	12792.	25285.	53417.
		2500 A	2125.	6656.	7046.	5707.	23110.	9347.	9347.	14164.	24635.	7085.	5194.	5194.	13189.	28282.	62225.
		3200 A	2399.	6903.	7111.	5766.	24357.	9354.	9354.	16686.	27151.	7104.	5207.	5207.	13683.	31044.	71240.
Copper	3P, 3W	1200 A	1785.	5115.	5030.	4195.	15101.	6885.	6885.	6890.	14200.	5400.	3970.	10085.	16555.	34960.	
		1600 A	1985.	5320.	5192.	4230.	15702.	7007.	7007.	8310.	15615.	5410.	3975.	10505.	18180.	38250.	
		2000 A	2665.	6190.	5355.	4265.	18579.	7130.	7130.	8815.	16350.	5435.	3985.	12205.	20840.	41220.	
		2500 A	2950.	6645.	5455.	4340.	19454.	7320.	7320.	11160.	18920.	5450.	3995.	13105.	23410.	49420.	
		3200 A	4125.	8995.	6172.	4390.	22789.	8007.	8007.	16120.	24175.	5475.	4005.	16740.	29205.	59385.	
	3P, 4W 100% Neutral	1200 A	5970.	10680.	6890.	4435.	26693.	8695.	8695.	19690.	28680.	5527.	4050.	4050.	20215.	35905.	72125.
		1600 A	6470.	11585.	7570.	4620.	29178.	9330.	9330.	24950.	34705.	5580.	4190.	4190.	22400.	42035.	80380.
		2000 A	7335.	13895.	9815.	4590.	33649.	11060.	11060.	32305.	42055.	5610.	4235.	4235.	25960.	50735.	96635.
		2500 A	2320.	6650.	6539.	5454.	19632.	8951.	8951.	8957.	18460.	7020.	5161.	5161.	13111.	21522.	45448.
		3200 A	2580.	6916.	6750.	5501.	20413.	9110.	9110.	10803.	20300.	7033.	5168.	5168.	13657.	23634.	49725.
5 kV																	
Aluminum	3P, 3W ■	1200 A	1410.	4550.	4495.	4175.	14480.	6730.	6730.	6635.	14690.	5500.	4265.	9385.	15835.	52874.	
		1600 A	1500.	4655.	4570.	4275.	14971.	6760.	6760.	8105.	16635.	5515.	4285.	9575.	17385.	56289.	
		2000 A	1690.	5020.	4640.	4405.	17292.	7020.	7020.	8635.	17625.	5525.	4315.	10065.	19560.	62104.	
		2500 A	1840.	5185.	4690.	4505.	17849.	7080.	7080.	10680.	19205.	5540.	4370.	10355.	21715.	68579.	
		3000 A	2120.	5505.	4760.	4685.	18951.	7195.	7195.	12835.	21825.	5590.	4425.	10910.	24070.	76874.	
Copper	3P, 3W ■	1200 A	1815.	5025.	4495.	4325.	15003.	6885.	6885.	6940.	14995.	5500.	4265.	10230.	16465.	53499.	
		1600 A	2185.	5445.	4532.	4330.	15840.	7000.	7000.	8360.	16415.	5515.	4285.	11070.	18305.	57384.	
		2000 A	2870.	6300.	4570.	4615.	18700.	7115.	7115.	8825.	17350.	5525.	4310.	12620.	20935.	62494.	
		2500 A	3165.	6755.	4640.	4695.	19576.	7320.	7320.	11160.	20150.	5540.	4370.	13325.	23525.	71284.	
		3000 A	4340.	9180.	4715.	5493.	22993.	8840.	8840.	16120.	25110.	5590.	4425.	17115.	29395.	83604.	
15 kV																	
Aluminum	3P, 3W ■	1200 A	1445.	4655.	4495.	4175.	14596.	6820.	6820.	6815.	14870.	5500.	4280.	9510.	16035.	70042.	
		1600 A	1550.	4765.	4570.	4275.	15092.	6850.	6850.	8290.	16815.	5515.	4305.	9710.	17590.	74618.	
		2000 A	1745.	5190.	4640.	4405.	17479.	7160.	7160.	8910.	17900.	5525.	4345.	10265.	19865.	82879.	
		2500 A	1900.	5445.	4690.	4505.	17772.	7245.	7245.	10445.	18970.	5540.	4410.	10325.	21525.	89639.	
		3000 A	2205.	5700.	4760.	4685.	19165.	7330.	7330.	13105.	22095.	5590.	4485.	11170.	24405.	102938.	
Copper	3P, 3W ■	1200 A	1850.	5130.	4495.	4325.	15118.	6975.	6975.	7125.	15180.	5500.	4280.	10350.	16660.	70854.	
		1600 A	2225.	5555.	4570.	4330.	15961.	7092.	7092.	8545.	16600.	5515.	4305.	11195.	18505.	76139.	
		2000 A	2915.	6415.	4640.	4615.	18827.	7210.	7210.	9005.	17535.	5525.	4345.	12756.	21140.	83152.	
		2500 A	3220.	6925.	4690.	4695.	19763.	7455.	7455.	11430.	20420.	5540.	4410.	13525.	23825.	95223.	
		3000 A	4385.	9380.	4760.	5493.	23213.	8975.	8975.	16395.	25385.	5590.	4485.	17370.	29725.	111960.	
6000 A																	
Aluminum	3P, 3W ■	1200 A	1445.	4655.	4495.	4175.	14596.	6820.	6820.	6815.	14870.	5500.	4280.	9510.	16035.	70042.	
		1600 A	1550.	4765.	4570.	4275.	15092.	6850.	6850.	8290.	16815.	5515.	4305.	9710.	17590.	74618.	
		2000 A	1745.	5190.	4640.	4405.	17479.	7160.	7160.	8910.	17900.	5525.	4345.	10265.	19865.	82879.	
		2500 A	1900.	5445.	4690.	4505.	17772.	7245.	7245.	10445.	18970.	5540.	4410.	10325.	21525.	89639.	
		3000 A	2205.	5700.	4760.	4685.	19165.	7330.	7330.	13105.	22095.	5590.	4485.	11170.	24405.	102938.	
Copper	3P, 3W ■	1200 A	1850.	5130.	4495.	4325.	15118.	6975.	6975.	7125.	15180.	5500.	4280.	10350.	16660.	70854.	
		1600 A	2225.	5555.	4570.	4330.	15961.	7092.	7092.	8545.	16600.	5515.	4305.	11195.	18505.	76139.	
		2000 A	2915.	6415.	4640.	4615.	18827.	7210.	7210.	9005.	17535.	5525.	4345.	12756.	21140.	83152.	
		2500 A	3220.	6925.	4690.	4695.	19763.	7455.	7455.	11430.	20420.	5540.	4410.	13525.	23825.	95223.	
		3000 A	4385.	9380.	4760.	5493.	23213.	8975.	8975.	16395.	25385.	5590.	4485.	17370.	29725.	111960.	
6000 A																	
Aluminum	3P, 3W ■	1200 A	1445.	4655.	4495.	4175.	14596.	6820.	6820.	6815.	14870.	5500.	4280.	9510.	16035.	70042.	
		1600 A	1550.	4765.	4570.	4275.	15092.	6850.	6850.	8290.	16815.	5515.	4305.	9710.	17590.	74618.	
		2000 A	1745.	5190.	4640.	4405.	17479.	7160.	7160.	8910.	17900.	5525.	4345.	10265.	19865.	82879.	
		2500 A	1900.	5445.	4690.	4505.	17772.	7245.	7245.	10445.	18970.	5540.	4410.	10325.	21525.	89639.	
		3000 A	2205.	5700.	4760.	4685.	19165.	7330.	7330.	13105.	22095.	5590.	4485.	11170.	24405.	102938.	
Copper	3P, 3W ■	1200 A	1850.	5130.	4495.	4325.	15118.	6975.	6975.	7125.	15180.	5500.	4280.	10350.	16660.	70854.	
		1600 A	2225.	5555.	4570.	4330.	15961.	7092.	7092.	8545.	16600.	5515.	4305.	11195.	18505.	76139.	
		2000 A	2915.	6415.	4640.	4615.	18827.	7210.	7210.	9005.	17535.	5525.	4345.	12756.	21140.	83152.	
		2500 A	3220.	6925.	4690.	4695.	19763.	7455.	7455.	11430.	20420.	5540.	4410.	13525.	23825.	95223.	
		3000 A	4385.	9380.	4760.	5493.	23213.	8975.	8975.	16395.	25385.	5590.	4485.	17370.	29725.	111960.	

▲ Hangers, supports and heater prices not included. See page 12-16 for pricing.
■ Add 30% for 3O4W (half-neutral); add 45% for 3O4W (full-neutral).

Space Heaters/Thermostats

Space heaters must be priced for all weatherproof applications. One heater should be priced for every 7 feet of outdoor bus. If a thermostat is specified to control the heaters, at least one should be priced for each bus run. No more than 20 heaters can be controlled by each thermostat.

Table 12.51:

Description	\$ Price Each
Thermostat	800.00
120 V, 125 W space heater (240 V, 500 W rated)	680.00

Hangers/Supports

Hangers and supports are not included in prices on page 12-15. Price one indoor hanger for every 10 feet (maximum) of indoor bus and one outdoor support for every 12 feet (maximum) of outdoor bus (if required).

Table 12.52:

Support Description	Maximum Height	\$ Price Each
Indoor Trapeze Hanger	—	820.00
Outdoor, Single Column Support	6 feet	5709.00
	8 feet	6524.00
	10 feet	7340.00
	12 feet	8155.00
Outdoor, Double Column Support	14 feet	14995.00
	16 feet	16495.00
	18 feet	17994.00
	20 feet	19494.00
	22 feet	20993.00

Construction Options

Table 12.53: Momentary (Asymmetrical Short Circuit) Ratings

Voltage Class	Amperage	\$ Price Per Foot ♦ Multiplier
600 V	75 KA	Standard
	100 KA	1.25
	150 KA	1.50
5 kV	60 KA	Standard
	80 KA	1.05
	100 KA	1.25
15 kV	60 KA	Standard
	80 KA	1.05
	100 KA	1.25
	150 KA	1.50

♦ Include base price (page 12-15) plus all options.

Table 12.54: Bus Enclosures

Material and Finish	Per Foot \$ Price Adder
Painted Aluminum (1/8" Nominal)	Standard
Painted 14 Gauge Steel	680.00
Painted 11 Gauge Steel	800.00
Unpainted 14 Gauge 304 Stainless Steel	1600.00
Unpainted 14 Gauge 316 Stainless Steel	2160.00

Miscellaneous Terminating Accessories

Miscellaneous terminating accessory prices should be added only if not already included in the price of the termination (see pricing instruction for further information).

Table 12.55: Bushing Stud Connectors (Lug Pads) *

Amperage	\$ Price Each
1200 A	5607.00
1600 A	5904.00
2000 A	6315.00
2500 A	7221.00
3000 A	8202.00
4000 A	9528.00

* If not included on terminating equipment.

Table 12.56: Flexible Connectors

Voltage Class	\$ Price Per Three Phase Connection ▼					
	1200 A	1600 A	2000 A	2500 A	3000 A	4000 A
600 V	7550.00	9175.00	10045.00	12425.00	16705.00	22245.00
5 kV	7706.00	9300.00	10155.00	12535.00	16890.00	22440.00
15 kV	7922.00	9405.00	10265.00	12705.00	17085.00	22635.00

▼ Add 45% for 3Ø4W (100%) connection. Add 30% for 3Ø4W (50%).

Table 12.57: Terminal Boxes

Box Size	11 Gauge Steel	3/16" Aluminum
3' x 2' x 3'		11690.00
3' x 3' x 4'	8350.00	13853.00
4' x 3' x 4'	9895.00	15673.00
4' x 4' x 5'	11195.00	16709.00
5' x 4' x 5'	11935.00	17836.00
5' x 5' x 5'	12740.00	19628.00
	14020.00	

Table 12.58: Miscellaneous Additions

Description	\$ Price
PVC insulating boots: (optional) ▲	
Splice (joint) (3Ø3W)	2000.00
Termination (3Ø3W)	2000.00
Wall Flange: (optional) (in addition to wall entrance seal)	
Aluminum	1750.00
14 Gauge Steel	1250.00
14 Gauge 304 Stainless Steel	2000.00
14 Gauge 316 Stainless Steel	2600.00
Optional Conductor Support	
High Alumina Porcelain ■	1150.00
Flexible Housing (Misalignment) Collar (optional)	3560.00

▲ Add 45% for 3Ø4W (100%) connection. Add 30% for 3Ø4W (50%).

■ Per foot