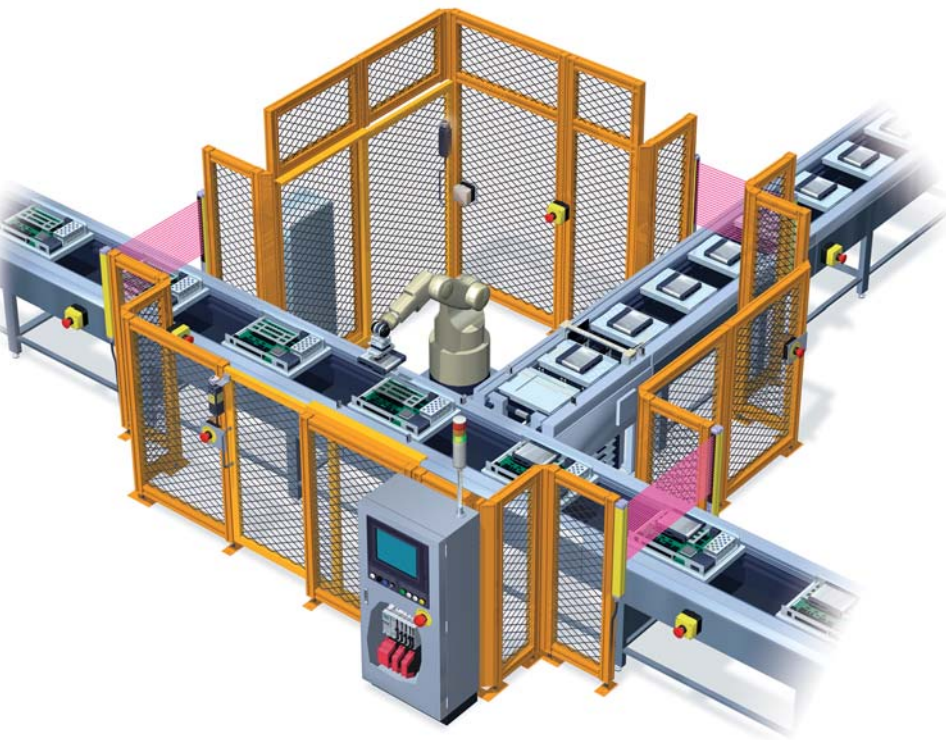


Safety Overview

Safety Overview..... 316
 Safety Product Applications 318
 Safety Components..... 320



For more information on this product family, visit our website.

Additional resources include:


- New and updated product information
- Downloadable software demos & upgrades
- Part configuration tool & cross reference
- Online stock check & ordering
- IDEC field sales & distributor search
- Online literature request
- Downloadable manuals & CAD drawings
- Manufacturer's suggested retail price list
- Product training schedule & locations
- Advertising & trade show schedules
- Press releases & FAQs

www.idec.com/safety

This document provided by Barr-Thorp Electric Co., Inc. 800-473-9123 www.barr-thorp.com

Safety Overview

Safety Product Accessories




Teaching Pendant



For information on the Teaching Pendant visit www.idec.com/oi/pendant

Grip Switch / Enabling Switch

Safety devices are intended to help the operator avoid dangers of unexpected machine operation during work within hazardous areas.



Emergency Stop Switch




Padlockable type

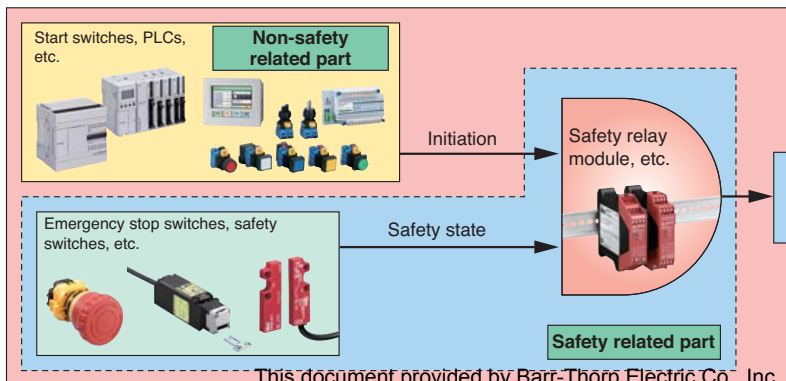
Signalight Tower

Solenoid Interlock Switch

This safety switch serves as an interlock that enables the machine to start only when the guard is closed and locked. The guard is unlocked by the solenoid.



Production System



This document provided by Barr-Thorp Electric Co., Inc. 800-473-9123 www.barr-thorp.com

Coming End of 2008!

Safety Relay Module

This device is intended to start the machine only when the safety control system is functioning normally and safety information from safety devices (safety switch, emergency stop switch, etc.) is relayed



Overview

X Series E-Stops

Door Interlock Switches


Enabling Switches

Barriers

AS-Interface Safety at Work

Interlock Switch



This safety switch serves as an interlock that enables the machine to start only when the guard is closed. Once the guard is opened, the machine stops or cannot be started. This safety switch is suitable for applications in limited mounting spaces.



Coming End of 2008!

Non-contact Safety Interlock Switch

This safety switch is an interlock switch that can detect the open/close status of the door without mechanical contact. Taking advantage of dust-proof and water-proof construction as well as miniature size, the non-contact safety switch is suitable for semiconductor manufacturing systems, food processing systems, and assembly lines.



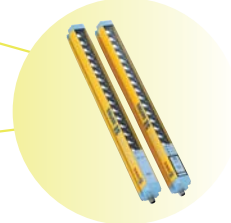
Emergency Stop Switch

To avoid accidents in an emergency, this switch is used to stop the machine. This switch provides a safety lock mechanism to prevent accidental startup of the machine.

Coming End of 2008!

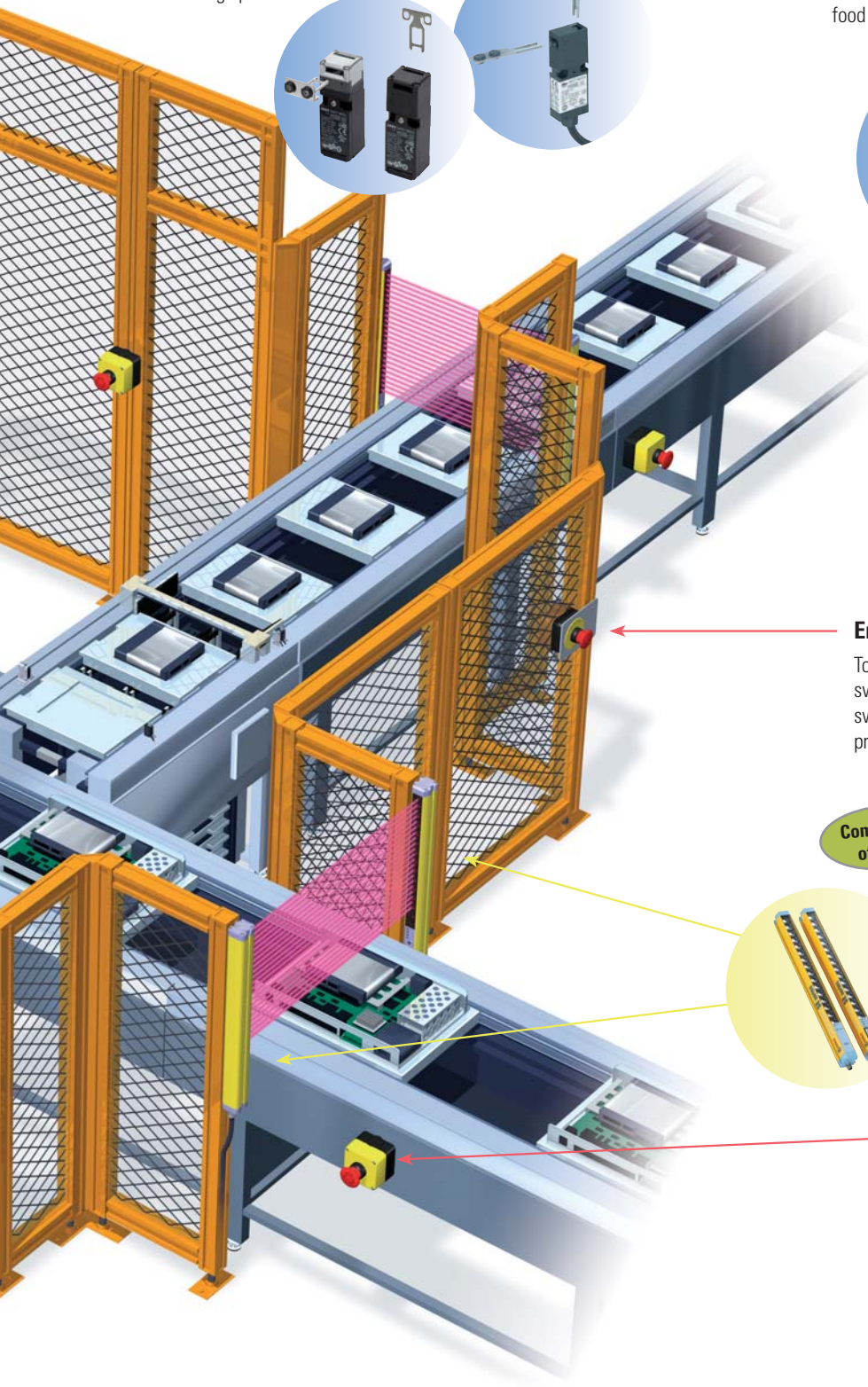
Safety Light Curtain

This device detects the entry of a person or object into the hazardous area by the interruption of light beams.



Emergency Stop Control Box

This control box can be mounted separate from the control panel wherever required to ensure safety.



Overview

X Series E-Stops

Door Interlock Switches


Enabling Switches

Barriers

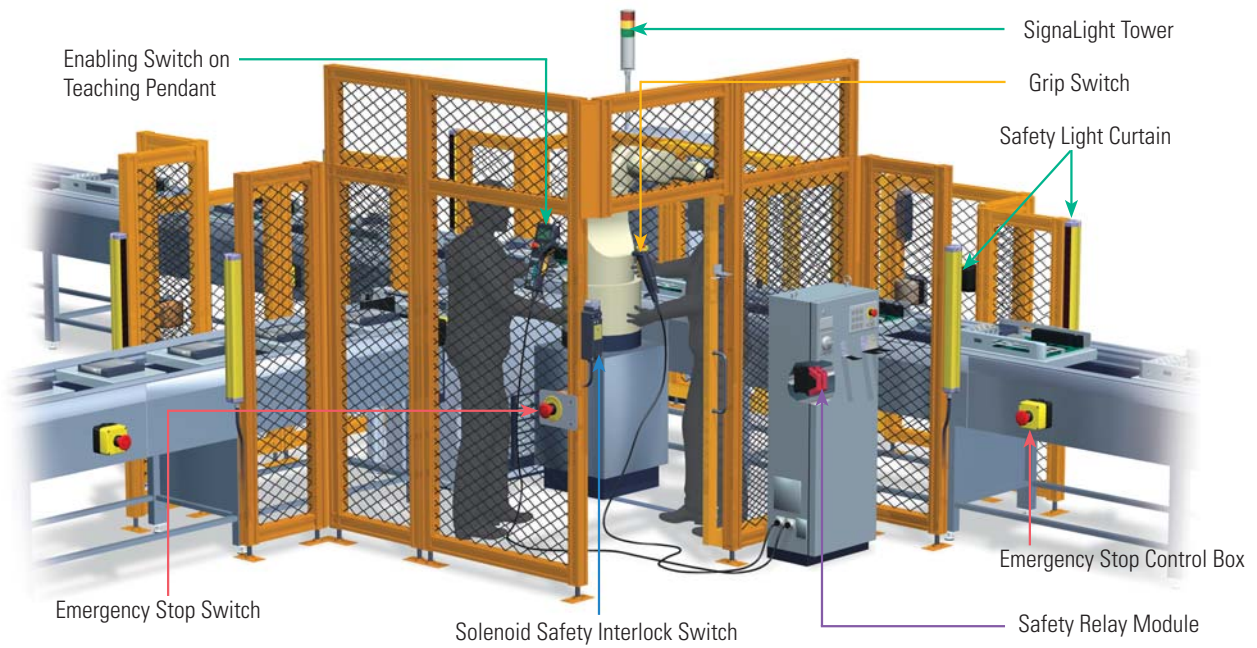
AS-Interface Safety at Work

Safety Product Applications


Machine Tool Environment



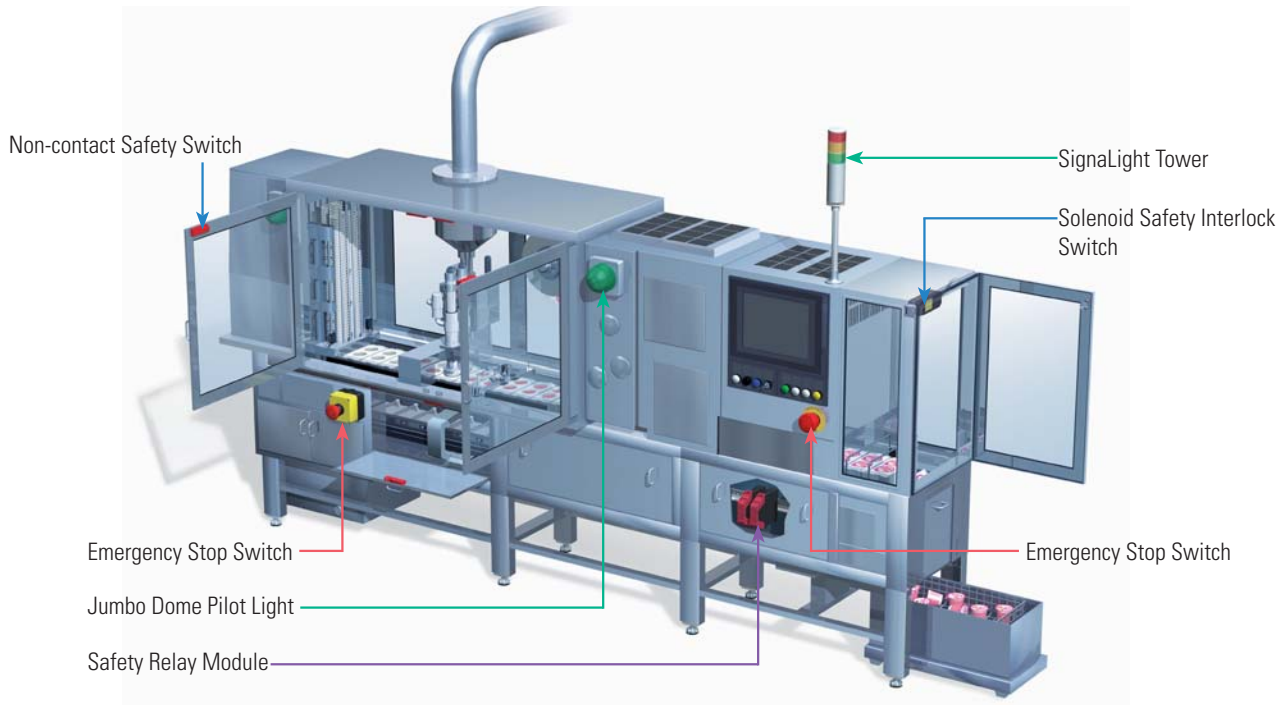
Automated Robot Assembly



Semiconductor Manufacturing System



Food Packaging System




Safety Components


Emergency Stop Switches



Safety Interlock Switches



Solenoid Safety Interlock Switches



Enabling Switches / Grip Switches



Safety Relay Modules



Coming End of 2008!

Non-contact Safety Switches



Coming End of 2008!

Safety Light Curtains



Coming End of 2008!