




Smart Products. Ingenious Solutions.

Wiring Devices, Energy Management
Solutions and Commercial Data
Infrastructure Products

L-200





Surge Protective Devices

INDEX

Hospital Grade

Type 3 Point-of-Use Decora® Surge Protective Receptacles	587
Four-In-One Receptacles	588

Industrial Grade

Type 2 Surge Panels	590
Type 3 Point-of-Use Four-In-One Receptacles	598
Surge Strips	600
Type 4 UL Recognized Components	602

Commercial Grade

Type 1 Surge Arresters	606
Type 3 Point-of-Use Decora® Surge Protective Receptacles	607
Surge Strips	609

Residential Grade

Type 1 Surge Arresters	610
Type 2 Surge Panels	611
Type 3 Point-of-Use SPD	612

Leviton's Surge Protective Devices (SPDs) are designed to reduce the random energy surges of voltage transients and electrical noise on the power supply line.

Volatile transients and noise are present in utility power lines, data networks, telephone lines, closed circuit and cable tv feeds, and any other power or control lines connected to electronic equipment.

Leviton's Surge Protection Devices can be used individually or as part of a coordinated application strategy, to protect sensitive electronic equipment, in industrial, commercial and residential locations, from the stress and degradation inflicted by voltage transients. Leviton Surge Protection Devices are listed to UL 1449 Standards. Leviton's outstanding Surge Protection Devices divert damaging voltage transients, or surges, away from electronic equipment. Transients are diverted away from sensitive microcircuitry, providing protection against catastrophic failure, costly downtime and data disruptions.



Terminology

Type 1 SPDs were previously called Surge Arresters or Secondary Surge Arresters. These terms will not be used and the device will be referred to as a Type 1 SPD due to its location within the power distribution system. This is typically on the supply side of the service disconnect overcurrent device (main service panel).

Type 2 SPDs are typically service entrance SPD panels or branch circuit SPD panels that are connected on the load side of the service disconnect overcurrent device (main service panel).

Type 3 SPDs are typically surge receptacles or cord connected point-of-use devices. They are permitted to be installed anywhere on the load side of a branch circuit up to the equipment served, provided the connection is a minimum of 10m (30ft.) from the service panel. Note: If the distance is less than 10m, a Type 2 SPD (or a Type 3 SPD tested to Type 2 requirements) must be used.

Type 4 SPDs are UL Recognized Components.

Please visit leviton.com for the most up-to-date information regarding ratings and product availability.

Type 3 Point-of-Use Decora® Surge Protective Receptacles Back and Side Wired


Specifications and Features

- Point-of-use protection for up to 36,000 amps of surge current total
- Four 18mm MOV's enable energy absorption rating of 720 Joules
- Designed to provide enhanced EMI/RFI filtering
- Back and side wired design with durable metal mounting strap
- LED indicator monitors suppression status
- Audible alarm for surge protection status (can be silenced)
- Available in isolated ground and tamper resistant versions
- DIN-rail mounted version also available
- Manufactured to ISO 9001:2000 standards
- Ten-Year Limited Product Warranty

DECORA PLUS SURGE PROTECTIVE RECEPTACLES

Back and Side Wired

Description	Color	Cat. No.	Cat. No.
NEMA Config.		5-15R	5-20R
Rating		15A-125V	20A-125V
Tamper Resistant Duplex, Surge with Indicator Light and Audible Alarm	White	T8280-W	T8380-W
	Ivory	T8280-I	T8380-I
	Light Almond	T8280-T	—
	Gray	—	T8380-GY
	Red	T8280-R	T8380-R
	Blue	T8280-B	T8380-B
Duplex, Surge with Indicator Light and Audible Alarm	White	8280-W	8380-W
	Ivory	8280-I	8380-I
	Light Almond	8280-T	—
	Gray	—	8380-GY
	Red	8280-R	8380-R
	Blue	8280-B	8380-B
Duplex, Surge, Isolated Ground, with Indicator Light and Audible Alarm	White	8280-IGW	8380-IGW
	Ivory	8280-IGI	8380-IGI
	Gray	8280-IGG	8380-IGG
	Blue	8280-IGB	8380-IGB
	Orange	8280-IGO	8380-IGO
	—	—	—
Single, Surge, Isolated Ground, with Indicator Light and Audible Alarm	Ivory	—	8381-I
	—	—	—



8380-B

Hospital Grade

TESTING AND CODE COMPLIANCE

- NEMA (WD-1 & WD-6)
- ANSI (C- 73)
- UL Listed (File # E-317603)
- CSA Certified (File #152105)
- NOM Certified (File #057)

ELECTRICAL

- Dielectric Voltage: Withstands 2000V per UL 498
- Current Limiting: Full rated current
- Temp. Rise: Max 30° C after 250 cycles at 200% of rated current

MATERIAL CHARACTERISTICS

Environmental: Flammability UL-94, V2 Rating
 Operating Temperature: -40°C to 60°C

MECHANICAL

- Terminal I.D.: Brass-Hot, Silver-Neutral, Green-Grounding
- Terminal Accomm.: #14-#10 AWG
- Product I.D.: Ratings are permanently marked on device

PERFORMANCE DATA

MVOC: 150Vrms
 Joules rating: 720
 Nominal Discharge Current (In): 3kA (Meets Type 2 & Type 3 Requirements)
 Max Surge Current: L-N: 18kA, L-G: 9kA, N-G: 9kA
 Noise Rejection: -30dB at 500kHz-30MHz
 Voltage Protection rating (VPR): L-N: 600V, L-G: 700V, N-G: 600V
 SCCR: 5000A
 Diagnostics: Indicator Light, Audible Alarm


Extra Heavy-Duty Four-In-One

Specifications and Features



- Terminal wiring screws fit inside a standard single gang wallbox; adapter plate not required (optional)
- Impact resistant nylon cover and base for strength and resistance to chemicals and corrosives
- Smooth face; easy to clean surface
- Easy-to-read voltage and amperage rating molded onto face
- Extra Heavy-Duty, T-type triple-wipe bronze contacts for maximum performance
- Ground holes configured up or down to be outside the device, accommodating up to 4 Fed Spec size straight or angle plugs
- No. 8 terminal screws accept up to No. 12 solid or stranded copper wire
- Termination anchor holes for easy conductor wiring
- Exclusive shield-wall design protects ground connection from contact with live circuit conductors
- “A” and “B” molded on face and back for easy identification of receptacle pairs for split-circuit conversion (Note: Split circuit not available on surge models)
- Convenient built-in strip-gauge

FOUR-IN-ONE

2-Pole 3-Wire Grounding



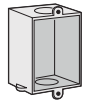
8490-R

Description	Color	Cat. No.	Cat. No.
NEMA Config.			
		5-15R	5-20R
Rating		15A-125V	20A-125V
Four-In-One,	White	8480-IGW	—
Surge Protective/	Ivory	8480-IGI	8490-IGI
Isolated Ground	Blue	8480-IGB	8490-IGB
	Orange	—	8490-IG
Four-In-One,	White	8480-W	8490-W
Surge Protective	Ivory	8480-I	8490-I
	Red	8480-R	8490-R

Portable boxes are not UL Listed. UL Listing does not apply when Four-in-One Receptacles are used with portable boxes for extension cord applications. Portable boxes can be found on page 536.
 Audible Alarm feature is NOT available on quads.

FOUR-IN-ONE RECEPTACLE WALLBOX MOUNTING

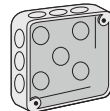
Mounts Directly



Single-Gang

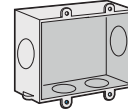


4" Octagonal

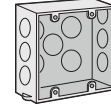


4" Square

Mounts With Adapter Plates



2-Gang



4¹¹/₁₆" Square

TESTING AND CODE COMPLIANCE

- UL Listed (File #E-13399)
- CSA Certified (File #152105)
- CSA Certified Adapter Plates (File #LR-16347)
- NOM Certified (#057)

ELECTRICAL

Dielectric Voltage: Withstands 2000V for UL 498
 Current Interr.: Full rated current
 Temp. Rise: Max 30°C after 250 cycles at 200% of rated current

PERFORMANCE DATA

Total Max. Surge Current: 48kA
 L-N Max. Surge Current: 24kA
 MCOV: 130V

MATERIAL CHARACTERISTICS

Environmental: Flammability, Rated V2
 Operating Temperature: -40°C to 60°C Maximum Continuous

MECHANICAL

Terminal I.D.: Brass-Hot, White-Neutral, Green-Grounding
 Terminal Accomm.: #14-#12 AWG
 Product I.D.: Ratings are permanently stamped on device


Industrial Grade

75000/74000 Series Panel Mount Devices

75000/74000 Series is designed for the most mission-critical industrial environments, and provides seven-mode protection for high-exposure entrances and other critical applications.

Specifications and Features

- Seven-mode protection for up to 320,000 amps of surge current per mode
- Replaceable surge modules with individually fused MOV's
- AC Sinewave Tracking provides enhanced EMI/RFI filtering
- Real-time diagnostics monitor power and surge protection status
- Surge counter tracks and downloads, magnitude, time/date and duration of surge events
- Less than 1/2 nanosecond response time
- NEMA 12 enclosure
- Limited Lifetime Product Warranty



74120-7M3

75000/74000 SERIES PANEL MOUNT DEVICES

Description	Cat. No.	Rating	Module No.
7-Mode, 3Ø WYE, 4-Wire + Ground	75120-7M3	120/208V AC	(7) HC120-M53
7-Mode, 3Ø WYE, 4-Wire + Ground	75277-7M3	277/480V AC	(7) HC277-M53
7-Mode, 3Ø WYE, 4-Wire + Ground	74120-7M3	120/208V AC	(7) HC120-M40
7-Mode, 3Ø WYE, 4-Wire + Ground	74277-7M3	277/480V AC	(7) HC277-M40

PERFORMANCE SPECIFICATIONS: 75000/74000 SERIES

Cat. No.	MCOV	UL 1449 (2nd Ed) Impulse (6kV/500A)			Max. Surge Current in KA (Test w/8x20µs wave)				Noise Rejection
		L-N	L-G	N-G	L-L	L-N + L-G	= per phase		
75120-7M3	150V AC	400	400	400	800	320	320	640	20 to 40dB at 5kHz-100MHz
75277-7M3	320V AC	800	800	800	1500	320	320	640	20 to 40dB at 5kHz-100MHz
74120-7M3	150V AC	400	400	400	800	200	200	400	20 to 40dB at 5kHz-100MHz
74277-7M3	320V AC	800	800	800	1500	200	200	400	20 to 40dB at 5kHz-100MHz

TESTING AND CODE COMPLIANCE

- UL 1449 Listed (File #E 146315)
- CSA Certified (File #LR-94773)
- Meets ANSI/IEEE C62.41 & C62.45 Categories A, B & C)

MATERIAL CHARACTERISTICS

- Operating Temperature: -10°C to 60°C
- Storage Temperature: -20°C to 85°C



57000 Series Panel Mount Devices

Specifications and Features

- For installation at main distribution panels.
- Hybrid suppression circuitry with built-in redundancy provides complete protection on all phases
- Modular design allows easy replacement of modules
- Provides Normal Mode (phase to neutral) and Common Mode (neutral to ground) protection for WYE configured 3-phase AC systems
- Disconnect options offer L-G path (7 mode)
- Dry contacts for remote monitoring allows use of the optional Remote Supervisor (Cat. No. 52000-RS)
- “Series connection” parallel operated (Kelvin/feed-through) rated for 100 Amps maximum continuous line current using #3 AWG conductors
- Dual-stage fuse protection for primary & secondary surge suppression circuits.
- Housed in NEMA-12 enclosure with hinged cover, surface or flush mountable.
- Limited Lifetime Product Warranty

57000 SERIES PANEL MOUNT DEVICES

Description	Cat. No. w/o Surge Counter	Cat. No. w/ Surge Counter	Voltage Rating	Module
3-Phase WYE, 4-Wire & Ground	57120-M3	57120-CM3	120/208V AC	(3) 120 (1) 8120-GN
3-Phase WYE, 7-Mode, Integral Disconnect, 4-Wire & Ground	57120-M3S	57120-C3S	120/208V AC	(3) 120-M3S (1) 8120-GN
3-Phase Delta, 3-Wire & Ground	57240-DM3	—	240V AC	(3) 7240
3-Phase WYE, 4-Wire & Ground	57277-M3	57277-CM3	277/480V AC	(3) 7277 (1) 8320-GN
3-Phase WYE, 7-Mode, Integral Disconnect, 4-Wire & Ground	57277-M3S	57277-C3S	277/480V AC	(3) 7277-M3S (1) 8320-GN
3-Phase WYE, 4-Wire & Ground	57346-M3	—	346/600V AC	(3) 7346 (1) 8385-GN
3-Phase Delta, 3-Wire & Ground	57480-DM3	—	480V AC	(3) 7480
3-Phase Delta, 3-Wire & Ground	57600-DM3	—	600V AC	(3) 7600



Industrial Grade

PERFORMANCE SPECIFICATIONS: 57000 SERIES

Cat. No.	MCOV	UL 1449 Impulse (6kV/500A)				Max. Surge Current in KA (Test w/8x20µs wave)			Noise Rejection
		L-N	L-G	N-G	L-L	L-N + L-G =	per phase		
57120-M3	150V AC	400	800	400	800	150	—	150	-20 to -40 dB (@5K-10MHz)
57120-CM3									
57120-M3S	150V AC	400	500	400	700	100	100	200	-20 to -40 dB (@5K-10MHz)
57120-C3S									
57240-DM3	250V AC	—	—	—	700		L-L: 150		-20dB to -40 dB (@5K-10MHz)
57277-M3	320V AC	800	1800	800	1800	150	—	150	-20dB to -40 dB (@5K-10MHz)
57277-CM3									
57277-M3S	320V AC	900	1000	800	1500	100	100	200	-20dB to -40 dB (@5K-10MHz)
57277-C3S									
57346-M3	385V AC	1000	2000	1000	2000	150	—	150	-20dB to -40 dB (@5K-10MHz)
57480-DM3	550V AC	—	—	—	1500		L-L: 150		-20dB to -40 dB (@5K-10MHz)
57600-DM3	680V AC	—	—	—	1800		L-L: 150		-20dB to -40 dB (@5K-10MHz)

TESTING AND CODE COMPLIANCE

- UL 1449 Listed (File #E-146315)
- CSA Certified (File #LR-94773)
- Meets ANSI/IEEE C62.41 & C62.45 Categories A, B & C
- UL 94 V-0 flame retardant thermoplastic (Front Bezel)

MATERIAL CHARACTERISTICS

- Operating Temperature: -10°C to 60°C
- Storage Temperature: -20°C to 85°C

Remote Supervisor

Specifications and Features

- For use with any panel-mounted SPD that has dry contacts
- Monitors up to 6 (series alarm daisy-chained) panel-mounted SPDs
- Single key-hole surface mounting using just 2 screws
- 75dB acoustic beep tone draws attention to a potential failure
- Terminal block provided for simple connection to input port via #20 to #22 two-conductor twisted pair, with a wire run up to 5,000 ft. in length
- Ten-Year Limited Product Warranty

REMOTE SUPERVISOR

Description	Cat. No.
Remote Supervisor	52000-RS



52000-RS

TESTING AND CODE COMPLIANCE

- UL 1449 Listed (File #E-146315)
- CSA Certified (File #LR-94773)
- Meets ANSI/IEEE C62.41 & C62.45 Categories A, B & C

MATERIAL CHARACTERISTICS

- Operating Temperature: -10°C to 60°C
- Storage Temperature: -20°C to 85°C

52000 Series Branch Panel Mounts

Specifications and Features

- For installation at branch panels for protection in industrial and commercial facilities
- Hybrid suppression circuitry
- Features AC sine wave tracking
- Modular design allows easy replacement of modules without use of tools or the need to shut down the AC system
- Real-time diagnostics monitor power and suppression status for each phase and allow use of optional Remote Supervisor
- Dry contacts for remote monitoring
- Provides Normal Mode (phase to neutral) and Common Mode (neutral to ground) protection for WYE-configured 3-phase AC systems
- “Optional Series Connections” (Kelvin/feed-through) rated for 100 Amps maximum continuous line current using #3 AWG conductors
- Fuse protection for each module
- Housed in NEMA-12 enclosure hinged cover, surface or flush mountable
- Limited Lifetime Product Warranty

52000 SERIES BRANCH PANEL MOUNTS

Description	Cat. No. w/o Surge Counter	Cat. No. w/Surge Counter	Voltage Rating	Module
Single-Phase, 2-Wire & Ground	52120-M1	—	120V AC	(1) 2120 (1) 8120-GN
Single-Phase, 3-Wire & Ground (Home Automation Model)	52120-M2 (52120-M2H)	52120-CM2	120/240V AC	(2) 2120 (1) 8120-GN
3-Phase WYE, 4-Wire & Ground	52120-M3	52120-CM3	120/208V AC	(3) 2120 (1) 8120-GN
3-Phase Delta, 3-Wire & Ground	52240-DM3	—	240V AC	(3) 2240
3-Phase WYE, 4-Wire & Ground	52277-M3	52277-CM3	277/480V AC	(3) 2277 (1) 8320-GN
3-Phase Delta, 3-Wire & Ground	52480-DM3	—	480V AC	(3) 2480
Split Phase, Hi-Leg Delta, 4-Wire & Ground	52412-DS3	—	120/240V/120V AC	(2) 2120 (120V) & (1) 2412 (HI-LEG)



Industrial Grade

PERFORMANCE SPECIFICATIONS: 52000 SERIES

Cat. No.	MCOV	UL 1449 (2nd Ed) Impulse (6kV/500A)				Max. Surge Current in KA (Test w/8x20µs wave)	Noise Rejection
		L-N	L-G	N-G	L-L		
52120-M1	150V AC	400	800	400	—	100	-20 to -40 dB (@5K-10MHz)
52120-M2 52120-CM2	150V AC	400	800	400	800	100	-20 to -40 dB (@5K-10MHz)
52120-M2H	150V AC	400	800	400	800	100	-20 to -40 dB (@5K-10MHz)
52120-M3 52120-CM3	150V AC	400	800	400	800	100	-20 to -40 dB (@5K-10MHz)
52240-DM3	L-L: 250V AC	—	—	—	600	100	-20 to -40 dB (@5K-10MHz)
52277-M3 52277-CM3	320V AC	800	1800	800	1800	100	-20dB to -40 dB (@5K-10MHz)
52480-DM3	550V AC	—	—	—	1500	100	-20 to -40 dB (@5K-10MHz)
52412-DS3	L-L: 250V AC	400	800	400	800	100	-20 to -40 dB (@5K-10MHz)

37000, 47000 and 52000-7M3 Series Branch Panel Mounts

Specifications and Features

- Provides low-clamping, high surge current capability
- Verifies fail-safe conditions for MOVs under steady-state overvoltage
- 200 kA rated per mode - 47000 Series
- 100 kA rated per mode - 52000 Series - 7XX; 37000 Series
- Individually-fused MOV's - 37000 and 47000 Series
- Parallel wired to facilitate connection to any service ampacity
- Provides Normal Mode (phase to neutral), and Common Mode [neutral to ground and line-to-ground (L-G)] protection for a total of 7 modes of protection
- Available with NEMA Type 4X enclosure for outdoor environments - 47000
- Limited Lifetime Product Warranty

37000, 47000 & 52000-7M3 SERIES BRANCH PANEL MOUNTS


Description	Cat. No. w/o Surge Counter	Cat. No. w/Surge Counter	Voltage Rating 3Ø WYE (4-wire and ground)	Module
7-Mode Panel Mount Type 1 Enclosure (4-Wired + Ground)	37120-007	—	120/208V AC	—
7-Mode Panel Mount w/NEMA C Type 1 Enclosure (4-Wire + Ground)	37277-007	—	277/480V A	—
7-Mode Panel Mount (4-Wired + Ground)	47120-007	—	120/208V AC	—
7-Mode Panel Mount w/NEMA 4X Enclosure (4-Wire + Ground)	47120-4X7	—	120/208V AC	—
7-Mode Panel Mount (4-Wired + Ground)	47277-007	—	277/480V AC	—
7-Mode Panel Mount w/NEMA 4X Enclosure (4-Wire + Ground)	47277-4X7	—	277/480V AC	—
7-Mode Modular Panel Mount (4-Wired + Ground)	52120-7M3	52120-7C3	120/208V AC	(3) 120-7M3 (1) 8120-GN
7-Mode Modular Panel Mount (4-Wired + Ground)	52277-7M3	52277-7C3	277/480V AC	(3) 277-7M3 (1) 8120-GN



37277-007



47120-007



47120-4X7



52277-7M3

Industrial Grade

PERFORMANCE SPECIFICATIONS: 37000, 47000 AND 52000-7M3 SERIES

Cat. No.	MCOV	UL 1449 (2nd Ed) Impulse (6kV/500A)				Max. Surge Current in KA (Test w/8x20µs wave)			Noise Rejection
		L-N	L-G	N-G	L-L	L-N + L-G = per phase			
37120-007	140V AC	400	500	400	700	100	100	200	-40 dB (@10K-10MHz)
37277-007	320V AC	800	900	800	1500	100	100	200	-40 dB (@10K-10MHz)
47120-007	140V AC	330	400	330	600	200	200	400	-40 dB (@10K-10MHz)
47120-4X7									
47277-007	320V AC	700	800	700	1500	200	200	400	-40 dB (@10K-10MHz)
47277-4X7									
52120-7M3	150V AC	400	400	400	800	100	100	200	-20 to -40 dB (@5K-10MHz)
52120-7C3									
52277-7M3	320V AC	800	800	800	1500	100	100	200	-20 to -40 dB (@5K-10MHz)
52277-7C3									

TESTING AND CODE COMPLIANCE

47000 and 52000-7M3 Series

- UL 1449 Listed (File #E-146315)
- CSA Certified (File #LR-94773)
- Meets ANSI/IEEE C62.41 and 62.45 requirements for Categories A, B, C

MATERIAL CHARACTERISTICS

- Operating Temperature: -10°C to 60°C
- Storage Temperature: -20°C to 85°C

32000 and 42000 Series Branch Panel Mounts

Specifications and Features

- 32000 Series compatible with Decora Home Control and X-10 devices
- Provide multiple-phase surge protection in commercial and industrial environments
- Compact design permits close installation to panel and provides a short parallel suppression path
- 3-phase units are suitable for WYE and Delta AC systems
- Easily surface-mounted or flush mountable with use of flush collar accessory 42001 FMC
- Real-time diagnostics monitor power and surge suppression status of each phase by means of indicator light and acoustic alarm
- Equipped with normally open/normally closed dry contacts rated 5 Amps 3 color-coded AWG leads rated 600V AC for remote monitoring
- Sine wave Tracking
- Limited Lifetime Product Warranty

32000 & 42000 SERIES FOR BRANCH PANELS

Description	Cat. No.	Voltage Rating
Single-Phase	32120-1 42120-1	120/240V AC
3-Phase WYE or 220V, 230V or 240V AC, 3Ø Delta	32120-DY3 42120-DY3	120/208V AC 220V, 230V or 240V AC
277/480V or 220/380V AC	32277-DY3	277/480V AC, 220/380V AC
3-Phase WYE or 240, 480V AC 3Ø Delta	42277-DY3	480V AC
3-Phase WYE or 600V AC 3Ø Delta	32347-DY3 42347-DY3	347/600V AC 600V AC
Hi-Leg Split Phase Delta	32412-DS3 42412-DS3	120/240/120V AC
Flush Mount Collar	42001-FMC	—



PERFORMANCE SPECIFICATIONS: 32000 AND 42000 SERIES

Cat. No.	MCOV	UL 1449 Impulse (6kV/500A)			Max. Surge Current in kA
		L-N	N-G	L-L	(Test w/8x20µs wave)
32120-1 42120-1	150V AC	500	500	700	80kA
32120-DY3 42120-DY3	150V AC	500	500	700	80kA
32277-DY3 42277-DY3	320V AC	900	800	1500	80kA 80kA
32347-DY3 42347-DY3	382V AC L-L 660V AC	1200	1000	2000	80kA
32412-DS3 42412-DS3	320V AC L-L 264V AC	400	700 (HiL-N)	800	80kA

Noise Rejection 32000= -20 to -30 dB (@1.5K - 1.2MHz)

Noise Rejection 42000= -30 to -40 dB (@10K - 10MHz)



TESTING AND CODE COMPLIANCE

- UL 1449 Listed (File #E-146315).
- CSA Certified (File #LR-94773).
- Meets ANSI/IEEE C62.41 and 62.45 requirements for Categories A, B, C.

MATERIAL CHARACTERISTICS


- Operating Temperature: -10°C to 60°C.
- Storage Temperature: -20°C to 85°C.

Industrial Grade

Extra Heavy-Duty Four-In-One

Specifications and Features

- Terminal wiring screws fit inside a standard single gang wallbox; adapter plate not required (optional)
- Impact Resistant nylon cover and base for strength and resistance to chemicals and corrosives
- Easy-to-read voltage and amperage rating molded onto smooth face; easy to clean surface
- Extra Heavy-Duty, T-type triple-wipe bronze contacts for maximum performance
- Ground holes configured up or down to be outside the device, accommodating up to 4 Fed Spec size straight or angle plugs
- No. 8 terminal screws accept up to No. 12 solid or stranded copper wire
- Termination anchor holes for easy conductor wiring
- Exclusive shield-wall design protects ground connection from contact with live circuit conductors
- “A” and “B” molded on face and back for easy identification of receptacle pairs for split-circuit conversion (Note: Split circuit not available on surge models)
- Convenient Built-in strip gauge



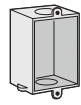
2-Pole, 3-Wire Grounding

Description	Color	Cat. No.	Cat. No.
NEMA			
		5-15R	5-20R
Rating		15A-125V	20A-125V
Four-In-One,	Ivory	—	5490-IGI
Surge Protective/	Blue	—	5490-IGB
Isolated Ground	Orange	5480-IG	5490-IG
Four-In-One,	White	5480-W	5490-W
Surge Protective	Ivory	5480-I	5490-I
	Grey	5480-GY	5490-GY
	Red	5480-R	—
	Blue	5480-BU	5490-BU

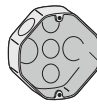
Portable boxes are not UL Listed. UL Listing does not apply when Four-in-One Receptacles are used with portable boxes for extension cord applications. Portable boxes can be found on page 536. Audible Alarm feature is NOT available on quads.

FOUR-IN-ONE RECEPTACLE WALLBOX MOUNTING

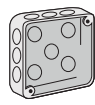
Mounts Directly



Single-Gang

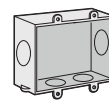


4" Octagonal

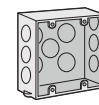


4" Square

Mounts with Adapter Plate



2-Gang



4¹¹/₁₆" Square

TESTING AND CODE COMPLIANCE

Meets all NEMA WD 6, UL 498 and ANSI C-73 requirements

- UL Listed (File #E-13399)
- CSA Certified (File #152105)
- NOM Certified (#057)

MATERIAL CHARACTERISTICS

Environmental: Flammability, Rated V2
 Operating Temperature: -40°C to 60°C

PERFORMANCE DATA

Total Max. Surge Current: 48kA
 L-N Max. Surge Current: 24kA
 MCOV: 130V

MECHANICAL

Terminal I.D.: Brass-Hot, White-Neutral, Green-Grounding
 Terminal Accom.: #14-#12 AWG
 Product I.D.: Ratings are permanently stamped on device

ELECTRICAL

Dielectric Voltage: Withstands 2000V for UL 498
 Current Interr.: Full rated current
 Temp. Rise: Max 30°C at full rated current after 50 cycles over-
 load at 150% of rated current for both AC and DC per UL 498

Industrial Grade

Type 3 Point-of-Use Surge Strips

Specifications and Features

Plug Strips

- Available in Industrial Specification Grade, Commercial Specification Grade and General Purpose Classifications
- Clamping profile tightly tracks AC sine wave
- Real-time diagnostics monitor power and suppression status
- Six protected outlets
- Resettable circuit breaker and internal fusing
- May be wall-mounted
- Equipped with a 6-foot or 15-foot (on select models), 14-3 AWG power cord (12-3 AWG power cord on 20A models)
- Lifetime Limited Downline Warranty for device & equipment plugged into it

PLUG STRIPS



5300-HTS



5300-PSC



5100-PS

Description	Cat. No.	Rating	Application
6-Outlet Plug Strip w/ON/OFF Switch	5300-PS	15A-120V AC	Data-sensitive operations
6-Outlet Plug Strip w/ON/OFF Switch w/15 ft. Power Cord	5300-S15	15A-120V AC	Data-sensitive operations
6-Outlet Plug Strip w/ON/OFF Switch	5300-PST	15A-120V AC	Telephone line/modem line protection
6-Outlet Plug Strip w/ON/OFF Switch	5300-PSC	15A-120V AC	CATV line surge protection
6-Outlet Plug Strip Hospital Grade Components	5300-HTS	15A-120V AC	Continues to supply power to load if protection is lost; rugged metal housing for use in rough environments
6-Outlet Plug Strip w/6 ft. Power Cord Hospital Grade Components	5300-HT2	20A-125V AC	Continues to supply power to load if protection is lost; rugged metal housing for use in rough environments
6-Outlet Plug Strip w/15 ft. Power Cord Hospital Grade Components	5300-H15	15A-125V AC	Continues to supply power to load if protection is lost; rugged metal housing for use in rough environments
6-Outlet Plug Strip w/ON/OFF Switch	5300-IPS	15A-120V AC	Rugged metal housing for use in rough environments
Heavy-Duty 6-Outlet Plug Strip w/ON/OFF Switch	5200-PS	15A-120V AC	For microprocessor-based equipment
Heavy-Duty 6-Outlet Plug Strip w/ON/OFF Switch, w/15 ft. Power Cord	5200-S15	15A-120V AC	For microprocessor-based equipment
General-Duty 6-Outlet Plug Strip	5100-PS	15A-120V AC	Compatible with Decora Home Control
General-Duty 6-Outlet Plug Strip, w/15 ft. Power Cord	5100-S15	15A-120V AC	Compatible with UPS and SPS systems
General-Duty 6-Outlet Plug Strip	5100-IPS	15A-120V AC	Rugged metal housing for use in rough environments
General-Duty 6-Outlet Plug Strip	5100-HS2	20A-120V AC	Rugged metal housing for use in rough environments

CLAMPING PERFORMANCE

Description	5100-PS/S15	5100-IPS/IS2	5200-PS/S15	5300-PS Group	5300-IPS
Max. single-pulse transient current (8x20µs, Amps peak)	18kA	45kA	57kA	96kA	84kA
Rated single-pulse transient energy (10x1000µs, Joules)	720 Joules	900 Joules	940 Joules	1520 Joules	1330 Joules
EMI/RFI noise rejection @ 50 Ohms 5kHz-100MHz	10-30dB	10-20dB @100k-100MHz	40-50dB	50-60dB	10-20dB @100k-100MHz
Cat. A ringwave (6kV, 200A, 100kHz)	370V	336V	230V	190V	269V
Cat. B ringwave (6kV, 500A, 100kHz)	420V	328V	270V	210V	307V
Cat. B impulse (6kV, 3kA, 8x20µs)	490V	369V	370	310	324V
UL 1449 ratings (8x20µs @ 3kA) (L-N/L-G, N-G)	400V	400V	—	330/400 for 5300-HTS only	330V

TESTING AND CODE COMPLIANCE

53000 HPS

- UL Listed 1363, 1449, 1283, 544 (File #118936)
- CSA Certified (File #LR-94773)
- Meets ANSI/IEEE C62.41 standards for both Categories A & B

MATERIAL CHARACTERISTICS

5100-PS, 5200-PS, 5300-PS

- Operating Temperature: 0°C to 40°C
- Storage Temperature: -35°C to 60°C

5300-HTS, 5300-HT2, 5300-H15

- Operating Temperature: 0°C to 60°C
- Storage Temperature: -35°C to 60°C

5100-IPS, 5300-IPS, 5100-IS2

- Operating Temperature: -10°C to 60°C
- Storage Temperature: -35°C to 60°C

Industrial Grade

Wired-In Surge Protective Module — 51000 Series

Specifications and Features

- For use by OEMs who wish to include 120 or 240V surge protection as an equipment feature
- Available with DIN-rail mounting
- Provides surge protection to branch circuits
- Staged multi-component surge suppression circuitry provides clamping envelope that follows AC sine-wave contour
- Diagnostic circuitry, with LEDs, to indicate surge protection status and acoustic alert if surge protection is lost
- If surge protection is lost, power is still provided to load until SPD module is replaced
- Ten-Year Limited Product Warranty



WIRED-IN SURGE PROTECTIVE MODULES - 5100 SERIES

Description	Cat. No.	Rating
Single-Phase, 3-Wire	51005-WM	5A, 120V AC
Single-Phase, 3-Wire	51010-WM	10A, 120V AC
Single-Phase, 3-Wire, DIN-Rail Mounting	51005-DIN	5A, 120V AC
Single-Phase, 3-Wire, DIN-Rail Mounting	51010-DIN	10A, 120V AC
Single-Phase, 3-Wire	51015-WM	15A 120V AC
Single-Phase, 3-Wire	51020-WM	20A 120V AC
Single-Phase, 3-Wire, w/DIN-rail mounting	51020-DIN	20A 120V AC
Single-Phase, 4-Wire	51240-WM	20A 240V AC
Single-Phase, w/DIN-rail mounting	51240-DIN	20A 240V AC

PERFORMANCE SPECIFICATIONS

Specification	51005-WM, 51010-WM, 51005-DIN, 51010-DIN	51015-WM, 51020-WM, 51020-DIN	51240-WM, 51240-DIN
Max. Surge Current (Test w. 8x20µs wave)	Total: 52kA	Total: 96kA	Total Joules: 1760
Noise Rejection	20-50dB (@ 10K-100MHz)	40-50dB (@ 5KH-100MHz)	40-50dB (@ 5KH-100MHz)
Operating Frequency Range	50, 60Hz	50, 60Hz	50, 60Hz
UL 1449 (2nd Ed.) Rating	L-N: 400V L-G: 400V N-G: 400V	L-N: 330V L-G: 330V N-G: 400V	L-N: 600V L-G: 330V N-G: 600V
MCOV	150V AC	150V AC	270V AC

Note: See your leviton representative for a complete listing of Low-Voltage Communication Protection modules for factory automation and industrial control applications.

TESTING AND CODE COMPLIANCE

- Recognized to UL Standard 1449
- CSA Certified

MATERIAL CHARACTERISTICS

- Operating Temperature: -40°C to 70°C
- Storage Temperature: -20°C to 85°C

Equipment Cabinet Surge Protection Modules 3800 Series

Specifications and Features

3800 Series


- MOV-based suppression circuitry provides optimum clamping
- Provides Normal Mode protection for line-to-neutral and common mode; line-to-ground and neutral-to-ground
- Noise rejection @ 5kHz-5MHz: -35db
- 3800: 135V (MCOV); 3840: 250V (MCOV)
- 3800-DIN, 3800-OWM: Terminal block accepts 22 AWG to 12 AWG conductors
- Ten-Year Limited Product Warranty

3880-DIN & 3801-DIN

- Ideal for mounting in equipment cabinets where convenient plug-in surge protection is desired
- Green LED indicates surge protection loss
- Audible alarm
- Integral disable (quiet) switch — 3880-DIN
- Power continues to be provided to loads in the event of protection loss
- Terminal Block accepts #22-#12 AWG conductors
- Ten-Year Limited Product Warranty

EQUIPMENT CABINET SURGE PROTECTIVE MODULES 3800 SERIES

Description	Cat. No.	Rating
For DIN-Rail Mounting, w/Terminal Block; 120V AC	3800-DIN	120V AC (VRMS)
Terminal Block; 120V AC	3800-OWM	120V AC (VRMS)
Pigtail Wire Leads, 6" long; 120V AC	3800-OEM	120V AC (VRMS)
For DIN-Rail Mounting, w/Terminal Block; 24V DC	3824-DIN	24V DC
Terminal Block; 24V DC	3824-OWM	24V DC
For DIN-Rail Mounting, w/Terminal Block; 240V AC	3840-DIN	240V AC (VRMS)
Terminal Block; 240V AC	3840-OWM	240V AC (VRMS)
Pigtail Wire Leads; 6" long; 240V AC	3840-OEM	240V AC (VRMS)
For DIN-Rail Mounting, w/Terminal Block; 48V DC	3848-DIN	48V DC
Terminal Block; 48V DC	3848-OWM	48V DC
Pigtail Wire Leads; 6" long; 48V DC	3848-OEM	48V DC



3800-DIN



3800-OEM

Industrial Grade

CLAMPING PERFORMANCE AND PERFORMANCE SPECIFICATION

Clamping Performance	Mode	Cat. No. 3800		Cat. No. 3840	
		Voltage	Current	Voltage	Current
UL 1449 (8x20µs)	L-L	-	-	800Vpk	48kApk
	L-N	500Vpk	24kApk	500Vpk	24kApk
	L-G	600Vpk	12kApk	600Vpk	24kApk
	N-G	600Vpk	12kApk	600Vpk	12kApk
Maximum Continuous Operating Voltage	L-L	-	-	260 V AC	-
	L-N	130 V AC	-	130 V AC	-

Strike Voltage Breakdown	Cat. No. 3824		Cat. No. 3848	
	100 V/µs	100 V/s	100 V/µs	100 V/s
UL4978	33.1-38.2 V	18.2-19.2 V	51.8-71.8 V	24.0-28.0V

Consult factory for detailed performance data for other models.



3840-DIN

EQUIPMENT CABINET SURGE PROTECTIVE RECEPTACLES

Description	Cat. No.	Rating
Hospital Grade Duplex Receptacle 60Hz	3880-DIN	15A-120V AC
Single Convenience Outlet 60Hz	3801-DIN	15A-120V AC

PERFORMANCE DATA (3880-DIN, 3801-DIN)

Clamping Voltage*	MCOV [†]	Max. Single Pulse Transient Current (8x20µs, Amps peak)	EMI-RFI Noise Rejection @50 ohms 5kHz-5MHz
400/400/400V pk	150Vrms	24kA(L-N), 12kA(L-G/N-G)	-35dB

*UL 1449 Suppressed Voltage Ratings (SVR) Assigned at 6" length with 6k/500A per UL1449 (2nd Ed.)

[†]Maximum Continuous Operating Voltage



3880-DIN

TESTING AND CODE COMPLIANCE

- UL 1449 Listed (E146315/DC-E175161)
- CSA Certified (#LR-94773)
- Meets ANSI/IEEE C-62.41 & C-62.45 Categories A, B & C (B & C ONLY for Cat Nos. 3880-DIN & 3801-DIN)

MATERIAL CHARACTERISTICS

- Operating Temperature: -10°C to 60°C
- Storage Temperature: -20°C to 85°C

Low Voltage Type 4 UL Recognized Components

Specifications and Features

3400 & 3800 Series


- Designed for mounting in standard equipment cabinets
- For use on Allen Bradley and “Blue Hose” devices
- Two options for ground connection
- Low clamping voltage
- Withstands surges at programmable logic devices in harsh electromagnetic or geographic areas
- Provides transient voltage surge suppression for a selection of programmable logic devices and other computer-related data network products
- Ten-Year Limited Product Warranty

51000-SMC Surge Counter


- Plug-in design provides fast, simple way to determine if surges are present
- 3 settings indicate different sensitivity thresholds based on IEEE C62.41 impulse and ringwave waveforms
- Key operated to prevent tampering
- Excellent tool for determining if you need surge protection in any environment
- Ten-Year Limited Product Warranty

3400 AND 3800 SERIES LOW VOLTAGE COMMUNICATION SURGE PROTECTIVE MODULES

Description	Cat. No.	Rating	Application
3-Pin Header Connector, Surface Mount	3803-DHP*	9.6V DC	For programmable logic devices and other computer-related data network products operating on “Blue Hose” networks
6-Pin Header Connector, Surface Mount	3803-485*	9.6V DC	For programmable logic other devices and and computer related data network products operating on Allen Bradley DH-485 data networks
3-Pin Header Connector, Surface Mount	3803-MOD	9.6V DC	For products operating on Modbus and Modbus Plus networks
3-Pin Header Connector, Surface Mount	3420-009*	9.6V DC	For products operating on 4-20ma Signal Loop networks, 9V DC
3-PIN Header Connector, Surface Mount	3420-035*	38.5V DC	For products operating on 4-20ma Signal Loop networks, 38V DC
4-Position Terminal Block Surface & DIN-rail Mount	3860-GEF	100V DC	For products operating on GE Fanuc Control Bus networks
RJ-45 Connector, Surface & DIN-Rail Mount	3861-ETH	19.8V DC	For products operating on CAT 3 networks
BNC Connector, Surface & DIN-Rail Mount	3862-CON	9.18V DC	For ControlNet networks
5-Pin Header Connector Surface & DIN-Rail Mount	3863-DEV	19.8V DC	For DeviceNet networks



3803-485



3803-SPX

Commercial Grade

Type 1 Surge Arresters

Specifications and Features

Secondary Surge Arresters

- Units come with 18" pigtail leads
- Constructed of high-impact, non-conductive, fiberglass-reinforced polycarbonate
- Compact design for easy installation
- LEDs and Audible Alarm
- Limited Lifetime Product Warranty



55175-ASA

SECONDARY SURGE ARRESTERS

Description	Cat. No.	MCOV	Rating
Secondary Surge Arrester w/ LED's and Audible Alarm	55175-ASA	180V AC	120/240, 200A
Secondary Surge Arrester w/LEDs and Audible Alarm	55650-ASA	480V AC	277/480V AC, 480V Delta 347/600V AC

*MOV's rated at 150V. UL assigns a derated MCOV of 132V for surge arrester applications.

PERFORMANCE DATA

Description	Cat. No.	Maximum Surge Current Rating		
		kA Total	kA per Mode	Joules Total
Surge Arrester	55175-ASA	140kA	70kA	1260 Joules
Surge Arrester	55650-ASA	210kA	70kA	7500 Joules

TESTING AND CODE COMPLIANCE

- Surge arrester performance tested to IEEE C62.11 (10,000 amps/4 x 10 μs), IEEE C62.11, C62.41 & C62.45 Category C Standards
- UL Listed (#E146315)
- CSA Certified (#LR94773)

MATERIAL CHARACTERISTICS

- Operating Temperature: -10°C to 60°C
- Storage Temperature: -20°C to 85°C


Type 3 Point-of-Use Decora® Surge Protective Receptacles, Back and Side Wired



Leviton's line of Commercial Grade receptacles are available with a number of wiring options and features. The beauty, durability and versatility of Decora® devices and surge suppression receptacles are perfect for a variety of commercial applications.

Specifications and Features

- Point-of-use protection for up to 36,000 amps of surge current total
- Four 18mm MOV's enable energy absorption rating of 720 Joules
- Designed to provide enhanced EMI/RFI filtering
- Back and side wired design with durable metal mounting strap
- LED indicator monitors suppression status; optional Audible Alarm
- Available in optional Isolated Ground and Tamper Resistant versions
- DIN-rail mounted version also available
- Manufactured to ISO 9001:2000 standards
- Ten-Year Limited Product Warranty

DECORA SURGE PROTECTIVE RECEPTACLES, BACK AND SIDE WIRED



Description	Color	Cat. No.	Cat. No.
NEMA			
		5-15R	5-20R
Rating		15A-125V	20A-125V
Tamper Resistant Duplex, Surge with Indicator Light and Audible Alarm	White	T7280-W	T7380-W
	Ivory	T7280-I	T7380-I
	Light Almond	T7280-T	—
	Black	T7280-E	T7380-E
	Blue	T7280-B	T7380-B
Duplex, Surge with Indicator Light and Audible Alarm	White	7280-W	7380-W
	Ivory	7280-I	7380-I
	Light Almond	7280-T	—
	Blue	7280-B	7380-B
Tamper Resistant Duplex, Surge with Indicator Light	White	T5280-W	T5380-W
	Ivory	T5280-I	T5380-I
	Light Almond	T5280-T	—
	Grey	T5280-GY	T5380-GY
	Black	T5280-E	T5380-E
	Brown	T5280	T5380
	Blue	T5280-B	T5380-B
Duplex, Surge with Indicator Light	White	5280-W	5380-W
	Ivory	5280-I	5380-I
	Light Almond	5280-T	—
	Grey	5280-GY	5380-GY
	Brown	5280	5380
	Blue	5280-B	5380-B



Continued On Next Page >

Commercial Grade

Continued From Previous Page >

Description	Color	Cat. No.	Cat. No.
NEMA		 5-15R	 5-20R
Rating		15A-125V	20A-125V
Duplex, Surge,	White	5280-IGW	5380-IGW
Isolated Ground,	Ivory	5280-IGI	5380-IGI
with Indicator Light	Grey	—	5380-IGG
	Brown	5280-IG	5380-IG
	Blue	5280-IGB	5380-IGB
	Orange	5280-IGO	5380-IGO

TESTING AND CODE COMPLIANCE

Meets all NEMA WD 6, UL 498 and ANSI C-73 requirements

- UL Listed (File #E-317603)
- CSA Certified (File #152105)
- NOM Certified (#057)

MATERIAL CHARACTERISTICS

Environmental: Flammability, Rated V2

Operating Temperature: -40°C to 60°C

MECHANICAL

Terminal I.D.: Brass-Hot, White-Neutral, Green-Grounding

Terminal Accom.: #14-#10 AWG

Product I.D.: Ratings are permanently marked on device

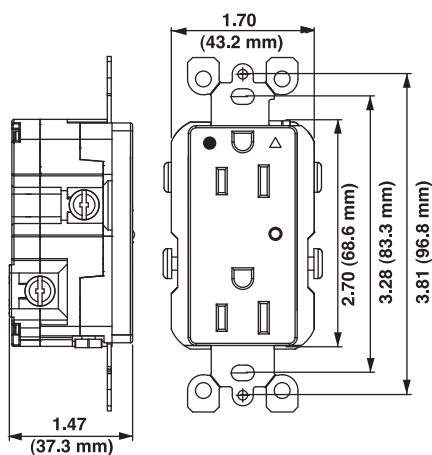
ELECTRICAL

Dielectric Voltage: Withstands 2000V for UL 498

Current Interr.: Full rated current

Temp. Rise: Max 30°C after 250 cycles at 200% of rated current

DIMENSIONS



Type 3 Point-of-Use Surge Strips

Specifications and Features

Plug Strips (S1000 and S2000 Series)

- Slim, right-angle plug
- Ground pin to outside for more transformer configurations
- Diagnostic LEDs for surge protection, polarity and ground verification
- Resettable circuit breaker
- Power line carrier compatible
- Audible alarm indicates loss of protection
- Four non-skid rubber feet on the bottom
- Provides excellent surge suppression and EMI/RFI noise attenuation for microprocessor-driven electronic equipment
- Three-stage protection: line-to-neutral, line-to-ground, neutral-to-ground
- Built-in overload circuit-breaker switch with reset button
- Indicator lights confirm unit is operating and properly grounded
- Clamping voltage: 400V all modes

S1000 & S2000 SERIES PLUG STRIPS

Description	Number of Outlets	Cord Length	Cat. No.
S1000 Series Power Surge Strip	6	6 ft.	S1000-OPS
S1000 Series TELCO/ CATV/SAT Surge Strip	6	6 ft.	S1000-PTC
S1000-S15 Series Power Surge Strip	6	15 ft.	S1000-S15
S1000-NS Non-Surge,	6	6 ft.	S1000-NS
S2000 Series Power Surge Strip	9	6 ft.	S2000-OPS
S2000-S15 Series Power Surge Strip	9	15 ft.	S2000-S15
S2000 Series TELCO/ CATV/SAT Surge Strip	9	6 ft.	S2000-PTC



S1000

TESTING AND CODE COMPLIANCE

Plug Strips S1000 and S2000 Series

- CSA Certified
- UL Listed 1449
- Meets ANSI/IEEE C62.41 Edition 2.5 and C62.45

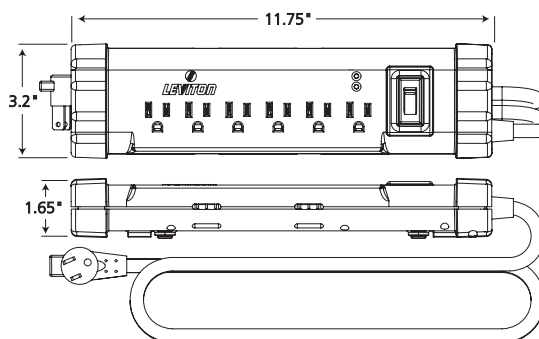
MATERIAL CHARACTERISTICS

- Operating Temperature: -10°C to 60°C
- Storage Temperature: -20°C to 85°C

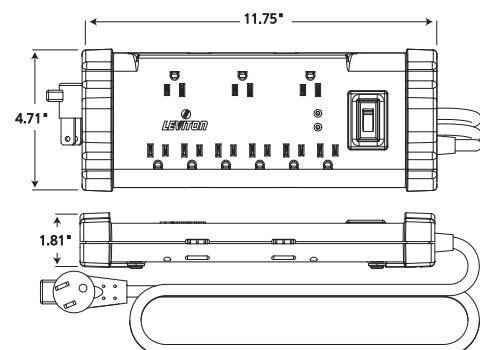


S2000

DIMENSIONS



S1000



S2000

Residential Grade

Type 1 Surge Arresters


Specifications and Features

Meter Socket Surge Adapter

- Single 53mm MOV per line design (Line 1-Neutral, Line 2-Neutral) provides a higher energy capacity than smaller size (20mm) MOV's
- Superior to multiple small MOV configurations where the protection is only as good as the weakest MOV in the chain
- Rated for 140,000 peak amps maximum surge current
- Nominal clamping voltage per line: 800V
- Diagnostic LED's: Green indicates surge protection is active, Red indicates protection is no longer active
- Designed for 120/240 volt single-phase ringless or ring-type meters
- Rugged housing constructed of high-impact, non-conductive fiberglass-reinforced polycarbonate
- Available in popular jaw configurations, featuring spring-loaded, high-pressure copper-plated contacts for maximum conductivity
- Limited Lifetime Product Warranty

51120 Series

- 51120-3R features NEMA 3R enclosure



50240-MSA

METER SOCKET SURGE ADAPTER

Description	Cat. No.	Rating
Meter Socket Surge Adapter w/LED's Only	50240-MSA	120/240, 200A-4 Jaw
Meter Socket Surge Adapter w/LED's and Audible Alarm (Switchable)	50240-ASA	120/240, 200A-4 Jaw

PERFORMANCE DATA

Description	Cat. No.	Maximum Surge Current Rating		
		kA Total	kA per Mode	Joules Total
Meter Socket Surge Arrester	50240-MSA	140kA	70kA	1260 Joules

51120 SERIES SURGE PROTECTIVE PANELS

Description	Cat. No.	Rating
1-Phase, 3-Wire & Ground; NEMA 3R Outdoor Enclosure	51120-3R	120/240V AC

SURGE PROTECTIVE PANEL PERFORMANCE SPECIFICATIONS

Cat. No.	MCOV	UL 1449 (2nd Ed)	Max. Surge
		Impulse (6kV/500A) Current	(Test w/8x20µs wave)
51120-3R	180V AC	L-N: 800V	L-N: 40kA

TESTING AND CODE COMPLIANCE

- Surge arrester performance tested to IEEE C62.11 (10,000 amps/4 x 10 µs), IEEE C62.11, C62.41 & C62.45 Category C Standards
- UL Listed Surge Arrester
- CSA Certified (#LR94773)
- 51120 Series: UL Listed and CSA Certified

MATERIAL CHARACTERISTICS

- Operating Temperature: -10°C to 60°C
- Storage Temperature: -20°C to 85°C

Type 2 Surge Panels

Specifications and Features

51110 Series

- 51110-PTC provides protection for 2 telco lines and 2 coax feeds
- Compatible with Decora Home Controls
- Ten-Year Limited Product Warranty (no connected equipment coverage)

51120 Series

- Standard J-Box metal enclosures
- Compatible with Decora Home Controls
- Limited Lifetime Warranty

51110 SERIES RESIDENTIAL SURGE PROTECTIVE PANELS

Description	Cat. No.	Rating
1-Phase, 3-Wire & Ground	51110-1	120/240V AC
Multimedia Panel: 1-Phase, 3-Wire & Ground with two pairs of phone/fax/modem terminals and CATV/Satellite F-Connectors	51110-PTC	120/240V AC



51110-PTC

51120 SERIES SURGE PROTECTIVE PANELS

Description	Cat. No.	Rating
1-Phase, 3-Wire & Ground	51120-1	120/240V AC
3-Phase WYE, 4-Wire & Ground	51120-3	120/208V AC

NOTE: Cat. No. 51120-3 is a COMMERCIAL GRADE product.



51120-1

SURGE PROTECTIVE PANEL PERFORMANCE SPECIFICATIONS

Cat. No.	MCOV	UL 1449 (2nd Ed)		Max. Surge (Test w/8x20µs wave)
		Impulse (6kV/500A)	Current	
51110-1	150 V AC	L-N: 400V	L-L: 800V	L-N: 26kA
51110-PTC	150V AC	L-N: 400V	L-L: 800V	L-N: 48kA
51120-1	150V AC	L-N: 500V	L-L: 800V	L-N: 40kA
51120-3	150V AC	L-N: 500V	L-L: 800V	L-N: 40kA

TESTING AND CODE COMPLIANCE

- UL Listed 1449
- Meets ANSI/IEEE C62.41 & C62.45 requirements for Categories A, B & C
- 51110 Series: CUL/US Certified
- 51120 Series: UL Listed and CSA Certified

Residential Grade

Type 3 Point-of-Use Plug-In SPD

Specifications and Features

General Purpose Plug-Ins

- Six outlets
- RFI filtering
- 3-stage protection: line-to-neutral, line-to-ground, neutral-to-ground
- Built-in fuse protection
- Monitor lights ON indicates circuit is powered and protected
- Ten-Year Limited Product Warranty



3500-P



3500-PT

GENERAL PURPOSE PLUG-IN'S

Description	Cat. No.	Rating
6-Outlet Plug-in w/Power & Circuit Monitor Lights UL 1449 (All Modes) 400V	3500-P	15A 120V
6-Outlet Plug-in w/two RJ11 Phone Jacks, UL 1449 (All Modes) 400V	3500-PT	15A 120V
6-Outlet Plug-in w/two F Coax Cable Connectors, UL 1449 (All Modes) 400V	3500-PC	15A 120V

TESTING AND CODE COMPLIANCE

- UL Listed 1449
- Meets ANSI/IEEE C62.41 & C62.45 requirements for Categories A, B & C