


Lighting Control Relay Panels

Lighting Control Solutions

Make the most of your energySM

Schneider
Electric



Lighting control relay panels from Schneider Electric will put you in control of your lighting, your comfort and your energy costs. Regardless of your need, the relay panels feature a heavy-duty design, quick installation and, most importantly, ease of use.

Fully scalable solution

Whether you're creating a lighting control system for a single room or a whole facility, Schneider Electric's line of relay panels offer scalable systems to fit your needs now. And as your building needs change, the system can easily grow to meet those demands. Our solutions are designed around the size and requirements of your application. All this with a common platform and easy installation practices. Talk about flexibility.

Building automation integration

We have designed the LPB BACnet and LPL LonWorks panels to integrate easily with other facility operations. HVAC, security, fire, you name it. We've teamed up with other control manufacturers to ensure full compatibility and communication between systems. Just what you'd expect from a global electrical industry leader.

The result: seamless solutions that deliver the energy savings and connectivity you demand — meeting your highest performance and budget expectations. What could be simpler?

Heavy-duty design

The lighting control relay panels offer a more robust solution with the inclusion of a removable hinged door with key lock. The heavy-duty design is ideal for placement in electrical rooms or exposed areas. Individually replaceable, all-enclosed relays also provide a more cost-effective replacement solution.

Energy savings


Lighting control holds incredible potential for energy savings. In fact, even with newer energy-efficient lighting lamp and ballast combinations, lighting is still the number one source of energy consumption in any building.

Automated occupant control

There's no reason to light a room when nobody's in it. Turning off lights in areas, such as meeting rooms, corridors and offices can reduce energy costs significantly.

Daylight harvesting

It pays to take advantage of natural light — especially in areas with large windows or skylights. Managing your lighting needs goes a long way toward keeping energy costs low while providing a high level of occupant satisfaction.



Energy savings can be achieved with just the right lighting control solution for your situation.

A relay panel for every need

The lighting control relay panel family offers both standalone and integrated customized solutions that combines ease of use, versatility and durability. Each system offers an energy-saving solution as unique as your needs. From the field-programmable LPS Standalone panel for small to medium-size spaces, and the LPB panel with BACnet capabilities, to the LPL LonWorks console-operated panel, there's a solution that adapts to your particular configuration needs.

Panels are pre-packaged for ease of ordering and installation. Standard configurations are available with 8, 16 or 32 relays. The 48 and 64 relay options are also available for the LPB BACnet and LPL LonWorks relay panels.

We offer a line of fully compatible low-voltage switches, switch plates and accessories to complement our line of relay panels and help you meet state and federal building energy codes.

Benefits

- The LPS Standalone **built-in time controller** supports up to six independent zones, automatically turning lights ON and OFF according to the pre-programmed schedule.
- Individual relay overrides can directly control each relay, giving occupants total control of lighting through **switched base devices**.
- **Motion sensing inputs** will switch lights ON when a person enters a zone. After a pre-set period, the motion sensor switches lights off if occupancy is no longer detected.
- A **blink notice/flick warning** reminds occupants that the lights are getting ready to shut off.
- **Time on extension mode (TOE)** causes the time clock to start a timer when the relay is switched ON. When the time expires, the relay is switched OFF. To avoid interruptions during normal business hours, and optimize energy savings during off-work hours, the TOE mode can be enabled and disabled according to a time schedule.
- The **cleaning and security** function uses a key switch that allows authorized employees, such as janitors, guards, and landlords, to switch the lights ON and OFF in a zone without disrupting occupants. When the key switch is activated, the system turns relays on and off depending on the configuration.
- **Daylight harvesting** controls generate significant energy savings by measuring the amount of natural light available through a sensor and automatically turning ON and OFF the lights accordingly.
- The **photometric control function** increases security while generating energy savings by turning the exterior or interior lights ON and OFF according to the ambient light level.
- The **astronomical control** calculates the sunset and sunrise times. Lighting can be programmed to fully utilize the amount of natural light available.

Features

- Individual heavy-duty mechanically latching 20 A relays
- Time retained during power outages is up to 730 days; non-volatile program memory
- Two universal switch inputs
- Easy-to-program interface
- 2-wire relay used for monitoring and control
- Manual operation lever with ON/OFF indicator built-in for easy maintenance
- Screw terminals on load and control sides




Refer to diagrams on pages 5-7 to view lighting control relay panels.



LPS standalone. Easy control for low-voltage switching applications.

LPS panels reduce energy use by automatically shutting off lights in response to a scheduled time event from its integral time scheduler or in response to an external control device, such as a keypad switch, occupancy sensor or photocell. These panels are ideal for use in smaller commercial applications, such as small strip retail, office spaces and parking lots where a centralized building management system is not practical. Its simple, menu-driven interface is designed for easy programming and intuitive use for electricians, contractors and end-users.

LPS panel



Robust, individually replaceable, molded-case relays are industry-leading in reliability.

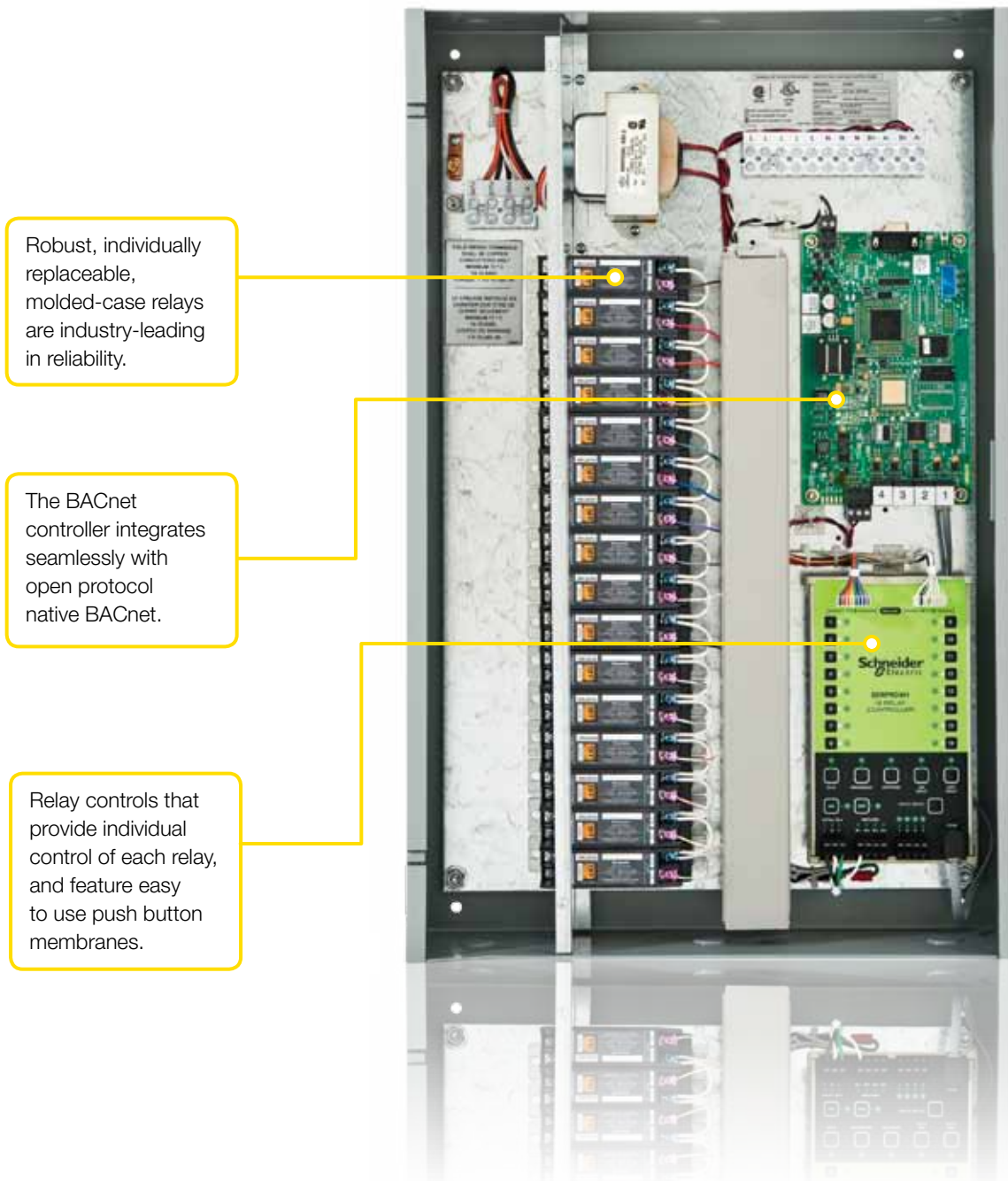
The time controller features a 365-day, 7-day repeating clock with full 24 hour scheduling functions and event priorities.

Relay controls that provide individual control of each relay, and feature easy to use push button membranes.

LPB BACnet. Combines complete control with BACnet.

LPB relay panels are designed to operate on a BACnet network where control intelligence is provided through a BACnet building automation system. These panels are ideal for medium to large facilities with a building management system utilizing BACnet where a low-cost means to achieve automatic shut-off is required. These panels are simple to install and commission, and offer seamless integration with a full-feature scheduler through a building management system. Switch overrides and photocells are easily added for complete control.

LPB panel




Robust, individually replaceable, molded-case relays are industry-leading in reliability.

The BACnet controller integrates seamlessly with open protocol native BACnet.

Relay controls that provide individual control of each relay, and feature easy to use push button membranes.

LPL LonWorks. An integrated solution with native LonWorks protocol.

LPL panel



The LPL panels offer engineers and facilities managers all the flexibility they need to meet their requirements when dealing with lighting control inside their building, from a stand-alone system, to a soft-wired networked panels system or a fully-programmable network system.

LPL panel software scheduling and event programming capabilities will easily support all common sequences encountered in lighting control, and stackable, optional input/output cards program each input for your individual needs.

Intuitive software for:

- System configuration
- System programming
- System operation
- Scheduler
- Data logger

Robust, individually replaceable, molded-case relays are industry leading in reliability.

Stackable optional input/output controllers use LonWorks network communication to interoperate in highly functional, flexible and open building systems.

Design compliance

The lighting control relay panels are fully compliant to meet today's building and energy code standards.

- NEMA compliance: applicable portions of NEMA standards pertaining to types of electrical equipment and enclosures
- NEC compliance: applicable portions of the NEC, including Articles 110-10
- UL compliance: UL 916 standard for energy management equipment
- California's Energy Efficiency Standards Title 24

Across the country, energy efficiency is fast becoming the design requirement of the new millennium. And that's not about to change anytime soon.





We offer the resources
to back you up every
step of the way..



From initial consultation and project management to final commissioning, our factory personnel will handle every aspect of the lighting control system so you don't have to worry about coordinating efforts with other third parties.

And whenever you need follow-up support or have any questions, our nationwide support center is there to help.



To learn more,

visit **www.schneider-electric.us** or type in
"Schneider Electric lighting control" into your
search engine or call **1-888-778-2733**.

Schneider Electric USA, Inc.

320 Tech Park Drive, Suite 100
LaVergne, TN 37086
Tel: 1-888-778-2733
www.schneider-electric.us

