

Combination

SERVICE ENTRANCE DEVICE (CSED)



Flexibility...

Meter-Main CSEDs

Meter main devices are used in residential applications where local codes require service disconnects to be located outside the dwelling. They include the utility meter socket and factory installed and/or provisions for field installation of service disconnect(s) to feed downstream devices. Meter mains are surface mount and typically used with interior mounted sub-feed load centers.

All-In-One CSEDs

These devices come with a 30/40 circuit 200 A main circuit breaker load center and an additional 200 A maximum service disconnect for subfeed applications. 300 A and 400 A versions are available.

Meter Mains

Square D meter mains include a basic meter socket and single main service disconnect. Dual main devices are available to feed a second load, such as a water pump, with a separate service disconnect. Four or six main disconnect units provide flexibility for feeding additional loads, such as air conditioning, spa, swimming pool, or garage.

- Ring or ringless styles meet local utility requirements
- Fifth jaw and horn bypasses available

Meter-Mains

Meets Federal Spec. W-P-115c as Type 1, Class 2, UL Listed, suitable only for use as service equipment, 120/240 Vac, 1-Phase, 3-Wire, NEMA 3R enclosure

RING TYPE	Amperes Rating	By-pass Type	Service (Type of Feed)		Short Circuit Current Rating	Catalog Number	List Price (DE3A)	Service Disconnect(s)			Load Center and Branch Circuit Breakers (Order separately page 27)				Hub Type (Order separately from page 27)	Line Side Main Lugs AWG/kcmil (Al/Cu)	Service Ground Lug AWG/kcmil (Al/Cu)	Weight Each (Lbs) and Pallet Qty.		
			UL	UL & EUSERC				2-pole Circuits (Max.)	Type (Order Separately from page 27 except as noted)	Amperes Rating (Max.)	Max. Quantity			Amperes Rating (Max.)						
											Spaces	Circuits	Tandems							
RINGLESS	Surface Mount only																			
	125	None	OH/UG	...	10k	C125RB	245.	1	QOM1-VH	125	B	#4-1/0	#8-1/0	15, 54		
			OH/UG	...	22k	CM200S	681.	1	QOM2-VH	200	A	#4-250	(2) #8-2/0	26, 24		
	200	None	OH/UG	...	22k	C2M200S	722.	1	QOM2-VH	200	A	#4-250	(2) #8-2/0	27, 20		
			OH/UG	...	10k	C4L200S	762.	2	QO	100	A	#4-250	(2) #8-2/0	27, 28		
	RINGLESS	Surface Mount, convertible to Semiflush with FK400 flange kit (order separately)																		
		400	None	UG	UG	25k	CU12L400CN ■	2540.	1	QDL22200▲	200	A-L	(2) Studs	#4-250	98, 4	
									4	QDL, QGL, QJL●	200					
		400	Class 320 Manual Bypass	UG	UG	25k	CU12L400CB ■	2657.	1	QDL22200▲	200	A-L	(2) Studs	#4-250	98, 4	
									4	QDL, QGL, QJL●	200					
400		None	UG	UG	25k	CU816D400CN □ ■	2650.	1	QDL22200▲	200	8	16	8	200	A-L	(2) Studs	#4-250	98, 4		
								1	QDL, QGL, QJL●	200						
400		Class 320 Manual Bypass	UG	UG	25k	CU816D400CB □ ■	2767.	1	QDL22200▲	200	8	16	8	200	A-L	(2) Studs	#4-250	98, 4		
								1	QDL, QGL, QJL●	200						
RINGLESS		Surface Mount only																		
	125	None	OH/UG	OH/UG	10k	SC8L125S	564.	4	HOM	125★	A	#6-2/0	#12-4	31, 24		
			OH/UG	OH/UG	10k	SC12L200S	946.	6	HOM	200	A-L	#4-250	#12-2/0	40, 10		
	RINGLESS	Semiflush Mount only																		
		125	None	OH/UG	OH/UG	10k	SC8L125F	564.	4	HOM	110	A or B300	#6-2/0	#12-2/0	37, 20	
				OHΔ/UG	OHΔ/UG	10k	SC12L200F	946.	6	HOM	200	A-L	#4-250	#12-2/0	47, 10	
		200	None	OHΔ/UG	OHΔ/UG	22k	SC816F200F □	791.	1	QOM2200VH▲	200	8	16	8	200	A-L	#4-250	#12-2/0	51, 10	
				OHΔ/UG	OHΔ/UG	22k	SC816F200F □	791.	1	QOM2200VH▲	200	8	16	8	200	A-L	#4-250	#12-2/0	51, 10	
		RINGLESS	Surface Mount—Supplied with Feed Thru Lugs and provisions for Branch Circuit Breakers																	
			150	None	OH/UG	OH/UG	22k	SC816F150S □	791.	1	QOM2150VH▲	150	8	16	8	150	A-L	#4-250	#12-2/0	40, 10
1										HOM2150▲	150	8	16	8	100	A or A-L	#6-300	#12-1/0	48, 18	
200			None	OH/UG	OH/UG	22k	SC816F200S □	791.	1	QOM2200VH▲	200	8	16	8	200	A-L	#4-250	#12-2/0	40, 10	
									1	HOM2200▲	200	8	16	8	100	A or A-L	#6-300	#12-1/0	48, 18	
RINGLESS	Surface Mount Only																			
	200		None	OH/UG	22k	RC200S	681.	1	QOM2-VH	200	A	#6-350	(2)#8-2/0	26, 24	
									1	QOM2-VH	200	A	#6-350	(2)#8-2/0	27, 20	
	200		Horn	OH/UG	22k	RC2M200S	722.	1	QOM2-VH	200	A	#6-350	(2)#8-2/0	27, 20	
									1	QO-VH	50	A	#6-350	(2)#8-2/0	27, 20	
	200	None	OH/UG	22k	QC12L200C★	1041.	6	QO-VH	200	A	#6-350	#12-2/0	40, 21		
								6	QO-VH	200	A	#6-350	#12-2/0	40, 21		
	400	Class 320 Lever	UG	25k	QU12L400SL★	2540.	1	QDL22200▲	200	A-L	(2) Studs	#4-250	98, 4		
								4	QDL, QGL, QJL●	200	A-L	(2) Studs	#4-250	98, 4		
	RINGLESS	Surface Mount Only, Supplied with Feed Thru Lugs and provisions for Branch Circuit Breakers																		
100		Horn	OH/UG	22k	QC816F100CH□★▽	904.	1	QOM2100VH▲	100	8	16	8	100	A	#6-350	#12-2/0	40, 21		
								1	QOM2125VH▲	125	8	16	8	100						
125		None	OH/UG	22k	QC816F125C□★	869.	1	QOM2125VH▲	125	8	16	8	100	A	#6-350	#12-2/0	40, 21		
								1	QOM2125VH▲	125	8	16	8	100						
150		None	OH/UG	22k	QC816F150C□★	869.	1	QOM2150VH▲	150	8	16	8	150	A	#6-350	#12-2/0	40, 21		
								1	QOM2150VH▲	150	8	16	8	150						
200		None	OH/UG	22k	QC816F200C□★	904.	1	QOM2200VH▲	200	8	16	8	200	A	#6-350	#12-2/0	40, 21		
								1	QOM2200VH▲	200	8	16	8	200						
400		Class 320 Lever	UG	25k	QU816D400SL□	2710.	1	QDL22200▲	200	8	16	8	200	A-L	(2) Studs	#4-250	98, 4		
	1							QDL, QGL, QJL●	200	8	16	8	200							
RINGLESS	Surface Mount, convertible to Semiflush with FK400 flange kit (order separately)																			
	400	Class 320 Lever	UG	UG	25k	QU12L400CL★◆	2540.	1	QDL22200▲	200	A-L	(2) Studs	#4-250	98, 4		
								4	QDL, QGL, QJL●	200						
	400	Class 320 Lever	UG	UG	25k	QU816D400CL★◆□	2710.	1	QDL22200▲	200	8	16	8	200	A-L	(2) Studs	#4-250	98, 4		
								1	QDL, QGL, QJL●	200	8	16	8	200						
	RINGLESS	Surface Mount Only																		
		125	None	OH/UG	10k	RC8L125S	564.	4	HOM	125★	A	#6-2/0	#12-4	27, 32	
									6	HOM	200	A	#6-350	#12-2/0	40, 21	
		200	None	OH/UG	10k	RC12L200C★	946.	6	HOM	200	A	#6-350	#12-2/0	40, 21	
									6	HOM	200	A	#6-350	#12-2/0	40, 21	
RINGLESS		Surface Mount Only, Supplied with Feed Thru Lugs and provisions for Branch Circuit Breakers																		
		100	Horn	OH/UG	22k	RC816F100CH□★▽	818.	1	QOM2100VH▲	100	8	16	8	100	A	#6-350	#12-2/0	40, 21	
									1	QOM2125VH▲	125	8	16	8	100					
		125	Horn	OH/UG	22k	RC816F125CH□★▽	818.	1	QOM2125VH▲	125	8	16	8	100	A	#6-350	#12-2/0	40, 21	
									1	QOM2150VH▲	150	8	16	8	150					
	150	None	OH/UG	22k	RC816F150C□★	791.	1	QOM2150VH▲	150	8	16	8	150	A	#6-350	#12-2/0	40, 21		
								1	QOM2150VH▲	150	8	16	8	150						
	200	None	OH/UG	22k	RC816F200C□★	818.	1	QOM2200VH▲	200	8	16	8	200	A	#6-350	#12-2/0	40, 21		
								1	QOM2200VH▲	200	8	16	8	200						
	200	Horn	OH/UG	10k	RC816D200CH□★▽	861.	1	HOM2200▲	200	8	16	8	100	A or B300	#6-300	#6-1/0	48, 18		
1								HOM	50							

▲ Service disconnect supplied factory-installed.
 ■ For use only on 120/240 Vac, 1-Phase, 3-Wire system. (4-jaw meter socket.)
 ◆ Knockout provided in cover for use with barrel lock kit, order catalog number SCBRLOCK (see Accessories page 27).
 ★ 125 A HOMELINE® 2-pole circuit breaker can be installed in top position only. All other positions are limited to 100 A max.
 ▼ UL short circuit current rating is equal to the lowest interrupting rating of any circuit breaker installed.

△ Suitable for OH service with addition of tunnel kit (SCTK20). Order separately.
 □ Supplied with load side feed thru lugs, for #6 AWG-250 kcmil (Al/Cu) conductors.
 ◇ Convertible to semiflush with SC200F flange kit (order separately).
 ☆ Device supplied with barrel lock provisions factory-installed.
 ▼ Supplied with horn bypass and 5th jaw factory-installed.
 ○ Not stocked in PDS, contact Lexington for delivery.
 * 5th jaw factory-installed.
 ◆ QO panel is rated 200 A maximum.
 ● Circuit breaker prefix QBL at 10 kAIR may be used. For complete circuit breaker catalog number, see page 29.

LOAD CENTERS

Combination Service Entrance Devices

Rainproof—Single Phase, All-In-Ones
Class 4120

SQUARE D
www.SquareD.com
For the most up-to-date information

All-In-Ones

- Ring or ringless type meter socket designs available
- UL Listed, suitable only for use as service equipment
- Meets EUSERC standards
- Service disconnect(s) are supplied factory-installed, except where noted
- Semiflush-REVERSE design available, supplied with load center (indoor access)
- Supplied with 100% branch neutrals, all unused terminals may be used for equipment grounding wires.
- Meets Federal Specification W-P-115c as Type 1, Class 2

LOAD CENTERS

Amperes Rating	By-pass Type	Service (Type of Feed) UL & EUSERC	Short Circuit Current Rating	Catalog Number	List Price (DE3A)	Service Disconnect(s)			Load Center & Branch Circuit Breakers (Order separately page 27)				Hub Type (Order Separately page 27)	Line Side Main Lugs AWG/kcmil (Al/Cu)	Service Ground Lug AWG/kcmil (Al/Cu)	Weight Each (Lbs) and Pallet Qty.
						2-pole Circuits (Max.)	Type (Factory Installed)	Ampere Rating (Max.)	Max. Quantity		Ampere Rating (Max.)					
									Spaces	Circuits		1-pole Tandems				
Surface Mount only																
100	None	OH/UG	10k	SC1624M100S	\$ 496.	1	HOM2100	100	16	24	8	100	A	#6-2/0	#12-4	32, 24
125	None	OH/UG	10k	SC1624M125S	1012.	1	HOM2125	125	16	24	8	125▲				
200	None	OH/UG	22k	SC2040M200S	1114.	1	QOM2200VH	200	20	40	20	200	A-L	#4-250	#12-2/0	45, 10
200	None	OH/UG	10k	SC2040M200C■	1199.	1	HOM2200	200	20	40	20	100	A or A-L	#6-300	#12-1/0	47, 18
Semiflush Mount only																
100	None	OH/UG	10k	SC1624M100F	\$ 496.	1	HOM2100	100	16	24	8	100	A or B300	#6-2/0	#12-2/0	44, 20
125	None	OH/UG	10k	SC1624M125F	1012.	1	HOM2125	125	16	24	8	110				
200	None	OH◆/UG	22k	SC2040M200F	1114.	1	QOM2200VH	200	20	40	20	200	A-L	#4-250	#12-2/0	51, 10
		OH★/UG		SC3040M200F	1376.	1	QOM2200VH	200	30	40	10	200				56, 10
225	None	OH★/UG	22k	SC3040M225F	1520.	1	QOM2225VH	225	30	40	10	200				
Surface Mount only																
100	None	OH◇	10k	SO1020M100S	\$ 295.	1	HOM2100	100	10	20	10	80	A	#6-1	#14-4	20, 42
200	None	OH◇	22k	SO2040M200S	774.	1	QOM2200VH	200	20	40	20	200	A	#6-350	#8-2/0	43, 21
200	None	OH/UG	22k	SC3040M200S	1340.	1	QOM2200VH	200	30	40	10	200	A-L	#4-250	#12-2/0	50, 10
				SC40M200S	1621.	1	QOM2200VH	200	40	40	0	200				52, 10
REVERSE All-In-One - Semiflush Mount with Service Disconnect (outdoor access) and Load Center (indoor access)																
200	None	UG	10k	SU3040M200R	\$1482.	1	QOM2200VH	200	30	40	10	200	A or B300	#6-300	#12-1/0	60, 15
225	None	UG	10k	SU3040M225R	1764.	1	QOM2225VH	225								
Surface Mount, convertible to Semiflush with FK400 flange kit (order separately)																
300	Class 320 Manual Bypass	UG	25k	SU3040D300CB△□	4400.	1	QDL22200	200	30	40	10	200	A-L	(2) Studs	#4-250	100, 4
						1	QDL, QGL, QJL*▼	100				
400	None	UG	25k	SU3040D400CN△□	4700.	1	QDL22200	200	30	40	10	200	A-L	(2) Studs	#4-250	100, 4
						1	QDL, QGL, QJL*▼	200				
400	Class 320 Manual Bypass	UG	25k	SU3040D400CB△□	4778.	1	QDL22200	200	30	40	10	200	A-L	(2) Studs	#4-250	100, 4
						1	QDL, QGL, QJL*▼	200				
Surface Mount Only																
100	None	OH/UG◇	10k	RC1624M100S	496.	1	HOM2100	100	16	24	8	100	A	#6-2/0	#12-4	32, 24
125	None	OH/UG◇	10k	RC1624M125S	1012.		HOM2125	125				125▲				
125	Horn	OH/UG◇	22k	RC2040M125CH★▽	1067.	1	QOM2125VH	125	20	40	20	100	A	#6-350	#12-2/0	40, 21
150	Horn	OH/UG◇	22k	RC2040M150CH★▽	1142.	1	QOM2150VH	150	20	40	20	150				
200	None	OH/UG◇	22k	RC2040M200C★	1142.	1	QOM2200VH	200	20	40	20	200				
	Horn	OH/UG◇	22k	RC2040M200CH★▽	1142.	1	QOM2200VH	200	20	40	20	200				
All-In-One Surface Mount, convertible to Semiflush with FK400 flange kit (order separately)																
400	Class 320 Lever	UG	25k	RU3040D400CL△◇	4662.	1	QDL22200	200	30	40	10	200	A-L	(2) Studs	#4-250	100, 6
						1	QDL, QGL, QJL*▼	200				
400	K-4 Bolt-On None	UG	25k	RU3040D400CK△	4662.	1	QDL22200	200	30	40	10	200	A-L	(2) Studs	#4-250	100, 6
						1	QDL, QGL, QJL*▼	200				
Surface Mount Only																
150	Horn	OH/UG◇	22k	QC2442M150CH★▽	1270.	1	QOM2150VH	150	24	42	18	150	A	#6-350	#12-1/0	40, 21
200	None	OH/UG◇	22k	QC2442M200C★	1270.	1	QOM2200VH	200	24	42	18	200				
	Horn	OH/UG◇	22k	QC2442M200CH★▽	1270.	1	QOM2200VH	200	24	42	18	200				

▲ 125 A HOMELINE® 2-pole circuit breaker can be installed in top position only. All other positions are limited to 100 A max.
 ■ Convertible to semiflush with SC200F flange kit (order separately).
 ◆ Suitable for OH service with addition of tunnel kit (SCTK20). Order separately.
 ★ Suitable for OH service with addition of tunnel kit (SCTK30). Order separately.
 ▼ UL short circuit current rating is equal to the lowest interrupting rating of any circuit breaker installed.
 △ Knockout provided in cover for use with barrel lock kit, order catalog number SCBRLOCK (see Accessories page 27).

□ For use only on 120/240 Vac, 1-Phase, 3-Wire system (4-jaw meter socket).
 ◇ Device not EUSERC approved.
 ★ Device supplied with barrel lock provisions factory-installed.
 ▼ Supplied with horn bypass and 5th jaw factory-installed.
 ◇ 5th jaw factory-installed.
 * Additional service disconnect for field-installation, order prefix QBL at 10 kA, QDL at 25 kA, QGL at 65 kA or QJL at 100 kA. Order separately. For complete circuit breaker catalog number, see page 29.

Circuit Breakers
For use with Meter Mains and All-In-One devices

Ampere Rating ▲	Type: HOM, 1-pole		Type: HOM, 2-pole		Type: QO, 1-pole		Type: QO, 2-pole		Type: QO-VH, 1-pole		Type: QO-VH, 2-pole	
	Catalog Number	Price (DE3D)	Catalog Number	Price (DE3D)	Catalog Number	Price (DE2A)	Catalog Number	Price (DE2A)	Catalog Number	Price (DE2A)	Catalog Number	Price (DE2A)
10	QO110	\$20.40
15	HOM115	\$17.50	QO115	19.40	QO115VH	\$42.30
20	HOM120	17.50	QO120	19.40	QO120VH	42.30
25	HOM125	17.50	QO125	19.40	QO125VH	48.50
30	HOM130	17.50	HOM230	\$ 40.30	QO130	19.40	QO230	\$ 44.70	QO130VH	48.50	QO230VH	\$ 97.00
35	HOM235	40.30	QO135	20.40	QO235	46.90
40	HOM140	17.50	HOM240	40.30	QO140	19.40	QO240	44.70	QO240VH	97.00
45	HOM245	40.30	QO145	20.40	QO245	46.90
50	HOM150	17.50	HOM250	40.30	QO150	19.40	QO250	44.70	QO250VH	97.00
60	HOM260	40.30	QO160	20.40	QO260	44.70	QO260VH	97.00
70	HOM270	82.00	QO170	46.90	QO270	89.00	QO270VH	149.00
80	HOM280	112.00	QO280	126.00	QO280VH	210.00
90	HOM290	112.00	QO290	126.00	QO290VH	210.00
100	HOM2100	112.00	QO2100	126.00	QO2100VH	210.00
110	HOM2110	258.00	QO2110	285.00	QO2110VH	689.00
125	HOM2125	246.00	QO2125	285.00	QO2125VH	689.00
150	HOM2150BB	285.00	QO2150	327.00	QO2150VH	707.00
175	HOM2175BB	285.00	QO2175	327.00	QO2175VH	707.00
200	HOM2200BB	285.00	QO2200	327.00	QO2200VH	707.00
Ampere Rating ▲	Type: QOM1-VH, 2-pole			Type: QOM2-VH, 2-pole			Type: QDL, 2-pole ♦					
	Catalog Number	Price (DE3A)		Catalog Number	Price (DE3A)		Catalog Number	Price (DE2A)				
50	QOM50VH	\$ 93.00					
60	QOM60VH	93.00					
70	QOM70VH	93.00		QDL22070	\$762.00					
80	QOM80VH	134.00		QDL22080	762.00					
90	QOM90VH	134.00		QDL22090	762.00					
100	QOM100VH	134.00		QOM2100VH	\$312.00	QDL22100	762.00					
110	QOM110VH	312.00		QDL22110	762.00					
125	QOM125VH	312.00		QOM2125VH	312.00	QDL22125	762.00					
150		QOM2150VH	312.00	QDL22150	762.00					
175		QOM2175VH	312.00	QDL22175	762.00					
200		QOM2200VH	312.00	QDL22200	762.00					
225		QOM2225VH	312.00					

- ▲ Do not exceed mains rating of device
- ◆ Reference National Electrical Code Article 230-79.
- ♦ For additional interrupting rating circuit breakers, order circuit breaker prefix QBL at 10 kA, QGL at 65 kA or QJL at 100 kA, see page 29.

Accessories

Description	Catalog Number	Price	Disc. Sch.
Generator Kit: Interlocks main service disconnect and generator circuit breaker (order separately). For use on: HOMELINE® CSED Devices RC816F-, RC2040M-, SO2040M-QO CSED Devices QC816F-, QC2442M-	RCGK2	\$163.00	(DE3A)
	QCGK3	163.00	
Fifth Jaw Kit for: Meter Main Types: C, RC, SC, QC All-In-One Types: SC, SU (100-225 A), QC, RC, SO	5J	12.20	(DE3A)
Bypass (Horn Type) for: Ringless Type Meter Mains and All-In-Ones (100-200 A)	RCHB2	61.00	(DE3A)
Lexan Meter Socket Cover Plate for: Ring and Ringless Type Meter Mains Ring and Ringless Type All-In-Ones	29007	6.70	(DE4)
Meter Socket Sealing Rings for Ring Type Meter Mains and All-In-Ones: Screw Type Aluminum Snap Type Stainless Steel	29008W ARP00026 ★	13.40 11.70	(DE4)
Trim Kit for 2" X 6" stud wall, used with: REVERSE All-In-Ones, SU3040M200R, and SU3040M225R	SU2X6TRIM	177.00	(DE3A)
Barrel Lock Kit (Barrel Lock not included), supplied with bracket and mounting screw, refer to listings for where used.	SCBRLOCK	35.30	(DE3A)
Semiflush Flange Kit for: Meter Mains: SC816D150/200C and RC816D200CH All-In-Ones: SC2040M200C	SC200F	21.20	(DE3A)
Semiflush Flange Kit for: Ring and Ringless Type Meter Mains and All-In-Ones 400 A	FK400	131.00	(DE3A)
Ringless Type Utility Cover for use on: RU3040D400CL, QU12L400CL, and QU816D400CL. Includes one piece meter socket and pull box cover with handles and closing plate.	R400L	177.00	(DE3A)
Lug Kit includes (4) lugs, for use with #2 AWG-600 kcmil Al/Cu conductors. Lugs are for standard 2-Hole mounting. Meter Main and All-In-One units supplied with (2) Studs per phase and neutral will accept one lug per phase and neutral	CMEK4★	91.00	(DE4)
Overhead Feed Trough: For use on 400 A ring and ringless type meter mains and All-In-Ones.	OCK400	378.00	(DE3A)
3" Conduit Adapter Kit: For use on 400 A ring and ringless type meter mains and All-In-Ones.	SU400PVCHA3	8.80	(DE3A)

★ Order only. Not stocked in PDS. Order Point: Lexington.

Accessories

Description	Catalog Number	Price	Disc. Sch.
Touch-Up Paint (ASA49 Gray)	PK49SP	\$26.00	(DE1)
Ground Bar Kit Meter Mains and All-In-Ones QC, RC, and SC (100-225 A)	PK15GTA	11.40	(DE3A)
Filler Plate for: Meter Main Types: QC, CU All-In-One Types: QC	QOFP	2.40	(DE3A)
Filler Plate for: Meter Main Types: RC, SC All-In-One Types: SC, RC, SU	HOMFP	2.10	(DE3A)
Neutral Lug (#6-2/0) for: Meter Main Types: RC, SC, QC All-In-One Types: SC, SU, QC, RC	LK100AN	7.20	(DE3A)

Hubs and Closing Plates

Hub Series	Conduit Size (inches)	Catalog Number	List Price	Disc. Sch.
A	Closing Plate for "A" Hub opening		ACP	\$ 8.90 (DE4)
	1.00	A100	22.60	(DE4)
	1.25	A125	22.60	(DE4)
	1.50	A150	22.60	(DE4)
	2.00	A200	31.90	(DE4)
	2.50	A250	40.40	(DE4)
	Adapter plate to allow use of "A" Hubs on "A-L" size hub openings		AAP	22.50 (DE4)
A-L	Closing Plate for "A-L" Hub opening		ACPL	12.20 (DE4)
	2.00	A200L ▼	55.00	(DE4)
	2.50	A250L	58.00	(DE4)
	3.00	A300L	74.00	(DE4)
	3.50	A350L	76.00	(DE4)
	4.00	A400L	79.00	(DE4)
B	Closing Plate for "B" Hub opening		BCAP	2.50 (DE1A)
	0.75	B075	22.20	(DE1A)
	1.00	B100	22.20	(DE1A)
	1.25	B125	22.20	(DE1A)
	1.50	B150	22.20	(DE1A)
	2.00	B200	40.90	(DE1A)
	2.50	B250	68.00	(DE1A)
B300	3.00	B300	124.00	(DE1A)

▼ Supplied with AAP adapter plate and "A" hub.

Combination Service Entrance Devices

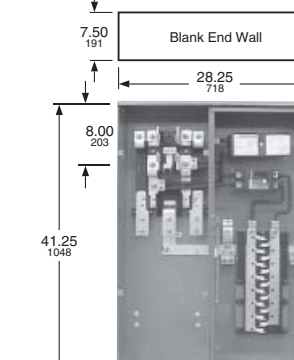
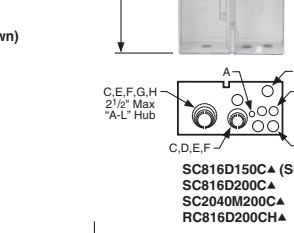
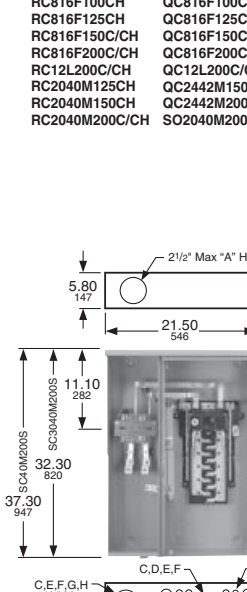
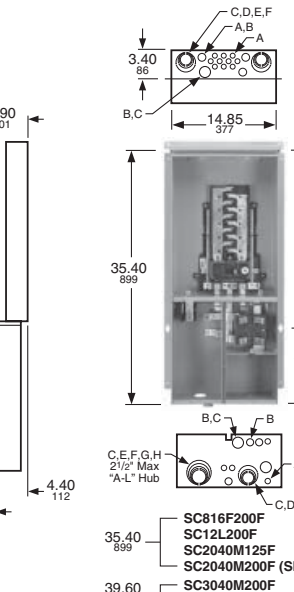

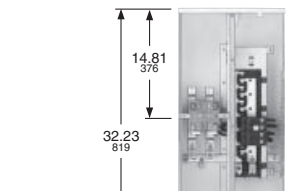
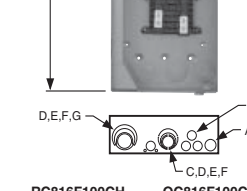
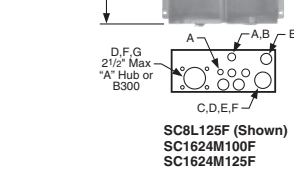
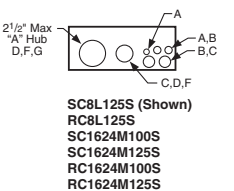
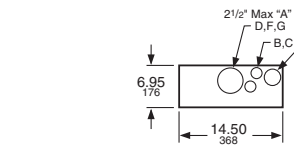
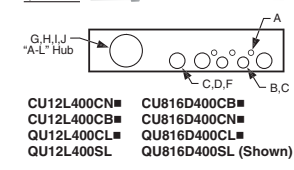
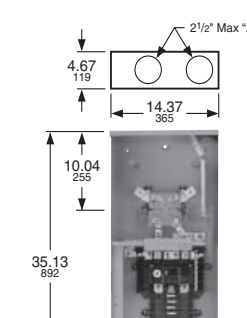
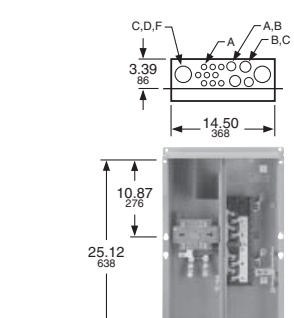
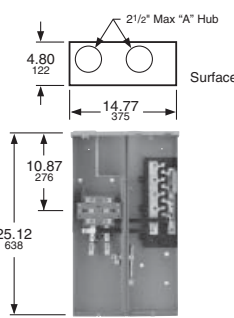
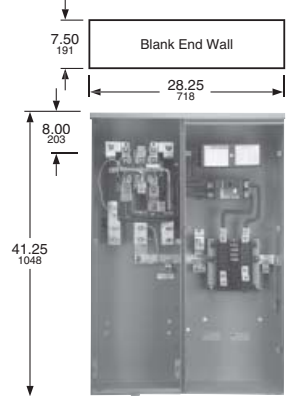
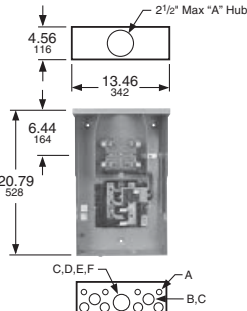
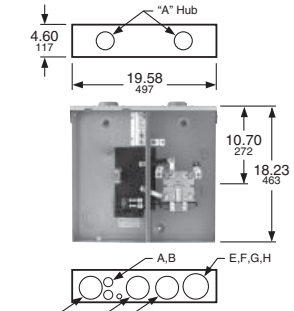
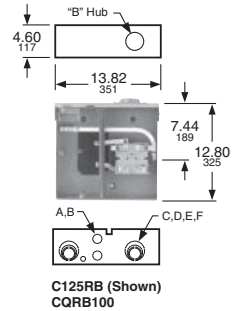
Dimensions
Class 4119, 4120



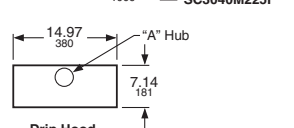
www.SquareD.com

For the most up-to-date information

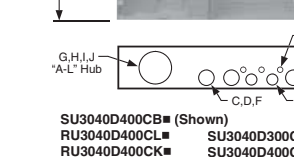
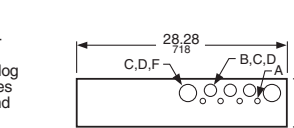
LOAD CENTERS



Note 1:
Driphood supplied factory-installed and is required for surface mount installation.
For semi-flush installation, remove driphood and install flange kit, catalog number: SC200F (order separately).





Note 2:
Unit supplied with blank top endwall (factory-installed) for surface mount installation. For semi-flush installation, install flange kit, catalog number FK400 (order separately). Kit includes replacement top endwall (with knockouts) and flanges.



Knockouts										
Symbol	A	B	C	D	E	F	G	H	I	J
Conduit Size (inches)	1/2	3/4	1	1 1/4	1 1/2	2	2 1/2	3	3 1/2	4

Enclosed Molded Case Switches—UL Listed
Molded Case Switch Included. Does not provide overcurrent protection.


Service	Ampere Rating	General Purpose		Rainproof		Box No. See Page 19, 20
		Catalog No.	Price	Catalog No.	Price	
 240 Vac	60 ▲	QO260NATS	\$107.00	QO200TR	\$112.00	2, 9R ♦
 120/240 Vac	100 ★	QO2000NS	184.00	QO2000NRB	225.00	13,10R

Housing Bracket



Description	Catalog No.	Price
Bracket used with QO200TR for stucco, aluminum and vinyl siding. Order quantity multiples of 10.	PKHB	\$2.10

Enclosed GFCI Circuit Breakers—UL Listed


2-pole, 120/240 Vac, GFCI circuit breaker included, 10,000 AIR

Service	Ampere Rating	Type 3R—Rainproof		Circuit Breaker Included	Box No. See Page 20
		Catalog No.	Price		
 120/240 Vac	50	QOE250GFINM HOME250SPA	\$352. 315.	QO250GFI HOM250GFI	1NM (Non-metallic) 1R (Metallic)

Q Frame Enclosures and Q Frame Circuit Breakers—UL Listed

Service	Enclosure Only □				Box No. See Page 19, 20	Circuit Breaker (Order Separately)								
	Type 1—General Purpose ▼		Type 3R—Rainproof			Ampere Rating	10,000 AIR		25,000 AIR		65,000 AIR		100,000 AIR	
	Catalog No.	Price	Catalog No.	Price			Cat. No.	Price	Cat. No.	Price	Cat. No.	Price	Cat. No.	Price
	Q22200NS ♦ or Q23225NF/S	\$117.00 145.00	Q22200NRB ♦ or Q23225NRB	\$253.00 278.00	19, 11R 20, 12R	70	QBL22070	\$316.	QDL22070	\$ 762.	QGL22070	\$1014.	QJL22070	\$1260.
						80	QBL22080	316.	QDL22080	762.	QGL22080	1014.	QJL22080	1260.
						90	QBL22090	316.	QDL22090	762.	QGL22090	1014.	QJL22090	1260.
						100	QBL22100	316.	QDL22100	762.	QGL22100	1014.	QJL22100	1260.
						110	QBL22110	316.	QDL22110	762.	QGL22110	1014.	QJL22110	1260.
						125	QBL22125	316.	QDL22125	762.	QGL22125	1014.	QJL22125	1260.
						150	QBL22150	316.	QDL22150	762.	QGL22150	1014.	QJL22150	1260.
						175	QBL22175	316.	QDL22175	762.	QGL22175	1014.	QJL22175	1260.
						200	QBL22200	316.	QDL22200	762.	QGL22200	1014.	QJL22200	1260.
						225	QBL22225	316.	QDL22225	762.	QGL22225	1014.	QJL22225	1260.
	Q23225NF/S	145.00	Q23225NRB	278.00	20, 12R	70	QBL32070	832.	QDL32070	1189.	QGL32070	1628.	QJL32070▽	1864.
						80	QBL32080	832.	QDL32080	1189.	QGL32080	1628.	QJL32080▽	1864.
						90	QBL32090	832.	QDL32090	1189.	QGL32090	1628.	QJL32090▽	1864.
						100	QBL32100	832.	QDL32100	1189.	QGL32100	1628.	QJL32100▽	1864.
						110	QBL32110	832.	QDL32110	1189.	QGL32110	1628.	QJL32110▽	1864.
						125	QBL32125	832.	QDL32125	1189.	QGL32125	1628.	QJL32125▽	1864.
						150	QBL32150	832.	QDL32150	1189.	QGL32150	1628.	QJL32150▽	1864.
						175	QBL32175	832.	QDL32175	1189.	QGL32175	1628.	QJL32175▽	1864.
						200	QBL32200	832.	QDL32200	1189.	QGL32200	1628.	QJL32200▽	1864.
						225	QBL32225	832.	QDL32225	1189.	QGL32225	1628.	QJL32225▽	1864.



QOM2 Enclosures and QOM2 Circuit Breakers—UL Listed

Service	Enclosure Only △				Box No. See Pages 19, 20	QOM2 Circuit Breaker (Order Separately) ☆		
	Type 1 General Purpose ▼		Type 3R Rainproof			Ampere Rating	22,000 AIR	
	Catalog No.	Price	Catalog No.	Price			Catalog No.	Price ‡
	QOM22225NF/S	\$156.	QOM22225NRB	\$293.	22, 16R	100	QOM2100VH	\$312.
125						QOM2125VH	312.	
150						QOM2150VH	312.	
175						QOM2175VH	312.	
200						QOM2200VH	312.	
						225	QOM2225VH	312.


- ▲ Not suitable for service equipment.
- Maximum 10 hp 240 Vac.
- ♦ Top endwall has no hub opening.
- ★ Maximum 20 hp 240 Vac.
- ▼ Order F for flush, S for surface.
- △ Equipment ground bar kit PKOGTA2 factory-included.
- Factory-installed groundable neutral assembly includes (2) ground lugs and (2) neutral lugs. Equipment ground kit PKOGTA2 also included.
- ◇ Accepts 200 A max. 2-pole Q Frame circuit breakers.
- ☆ Add suffix 1021 for 120, 208 or 240 Vac shunt trip. Add \$126.
- ‡ When these 3-pole circuit breakers are mounted in an enclosure, the maximum AIR rating is 65,000 at 240 Vac and 100,000 at 208 Vac.

Circuit Breaker Enclosures—UL Listed

22,000 RMS Symmetrical Ampere Short Circuit Current Rating. Not for use with one pole QO circuit breakers. Circuit breakers not included. Order QO®, QO-GFI, QO AFI, QO-EPD and QO-PL circuit breakers separately from pages 3 and 4. Accepts QO circuit breakers with factory-installed accessories. Order equipment ground bar PKOGTA2, if required.

Service	Ampere Rating	General Purpose ▼		Rainproof		Box No. See Page 19, 20
		Catalog No.	Price	Catalog No.	Price	
 120/240 Vac	100 125	QO2100BNF/S QO2125BNF/S	\$55.00 72.00	QO2100BNRB QO2125BNRB	\$ 90.00 105.00	13, 10R 18, 13R
 240 Vac	100	QO3100BNF/S	99.00	QO3100BNRB	138.00	13, 10R

10,000 RMS Symmetrical Ampere Short Circuit Current Rating. Circuit breaker not included. Order separately from page 3. Will not accept QO-GFI circuit breaker nor QO circuit breakers with factory-installed accessories.

Service	Ampere Rating	General Purpose	Price	Rainproof	Price	Box No. See Page 19, 20
 240 Vac	60 ▲	QO2TR	\$ 63.00	9R ♦




QO2000NS



QO3100BNF
With Cover Removed



QOM2225NS
With Cover
Removed
(Order Q Frame circuit breaker separately)



Q22200NS
With Cover Removed



Q23225NF

Surge

PROTECTION

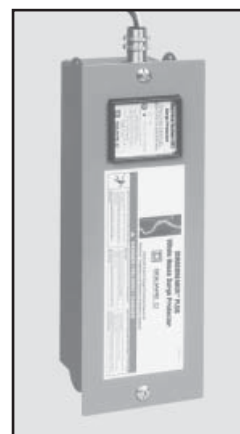
Surgebreaker® secondary surge arresters

The Surgebreaker secondary surge arrester is available for both QO® and Homeline® load centers. These surge arresters plug onto the load center bus bars like a circuit breaker and provide protection from high voltage surges. The Homeline Surgebreaker surge arrester can be used in Square D All-In-Ones and Meter Mains.

Surgebreaker Plus Whole House Surge Protector

The Surgebreaker Plus Whole House Surge Protector from Square D is ideal for protecting electrical circuits, multiple telephone lines and multiple TV lines in today's electronic home.

- UL listed 1449, 2nd edition.
- \$50,000 Warranty.
- Suitable for use in service entrance locations: meets requirements of NEC Article 280.
- Suitable for indoor applications only.
- LED Status Indicator.
- Flush or surface mounting.
- Electrical System - Connects through the main load center.
- Two coax lines - Master antenna, satellite dish or cable.
- Four line telephone (Digital/Analog POTS) protection.





SDSB1175C



QO2175SB



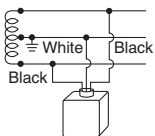
HOM2175SB



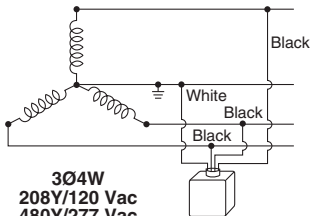
SDSA1175



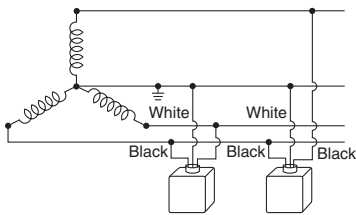
SDSA3650



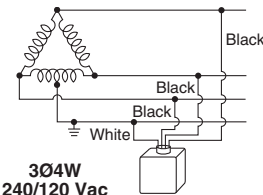
One SDSA1175 on 120/240 Vac Circuit



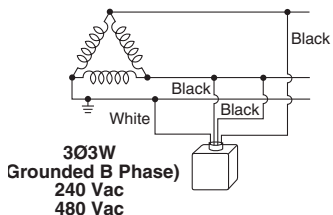
3Ø4W
208Y/120 Vac
480Y/277 Vac
600Y/347 Vac



Two SDSA1175 on 208Y/120 Vac Circuit



3Ø4W
240/120 Vac



3Ø3W
Grounded B Phase)
240 Vac
480 Vac

SURGEBREAKER® PLUS
Transient Voltage Surge Suppressor

Suitable for use in service entrance locations; meets requirements of NEC® Article 280, UL Listed 1449, 2nd Edition, and meets ANSI/IEEE C62.41-1991.

- AC line protection
- Four line telephone (Digital/Analog POTS) protection
- Two line coaxial protection
- Suitable for indoor applications only
- Flush or surface mounting
- LED status indicator
- Modular design

Single Phase Three Wire—120/240 Vac

Description	Catalog Number	Price
SURGEBREAKER PLUS	SDSB1175C	\$420.

SURGEBREAKER
Secondary Surge Arrester

Suitable for use in service entrance locations; meets requirements of NEC Article 280.

- cULus Listed secondary surge arresters; QO2175SB also CSA Certified
- Meet ANSI/IEEE C62.11-1993
- QO2175SB for QO® load centers and combination devices, NQOD panelboards
- HOM2175SB for HOMELINE® load centers and combination devices
- Plug-on design requires two pole spaces
- LED indicates operational status

Description	Catalog Number	Price
QO SURGEBREAKER cULus Listed Secondary Surge Arrester 150 Vac line-to-ground maximum.	QO2175SB	\$106.
HOMELINE SURGEBREAKER cULus Listed Secondary Surge Arrester 150 Vac line-to-ground maximum.	HOM2175SB	106.

Hard-Wired Secondary Surge Arrester

Suitable for use in service entrance locations; meets requirements of NEC Article 280.

- cULus Listed and CSA Certified secondary surge arresters
- Meet ANSI/IEEE C62.11-1993
- Suitable for indoor and outdoor applications
- LED indicates operational status

Description	Catalog Number	Price
SECONDARY SURGE ARRESTER For 1Ø3W systems. 150 Vac phase-to-ground maximum.	SDSA1175 ▲	\$ 61.
SECONDARY SURGE ARRESTER For 3Ø systems. 600 Vac phase-to-ground maximum. ■	SDSA3650	165.

▲ See page 13 for QOSAMK mounting kit for installation in QO load centers.
■ Do not use on ungrounded systems. Systems must be solidly grounded.

For additional information, reference Catalog #6671CT9701R2/02.

Air Conditioning

DISCONNECT



Air Conditioning Disconnects

No air conditioning electrical protection system is complete without a Square D air conditioning disconnect. Our disconnects are available in a variety of configurations that let you choose the best product for your particular application. These include molded case switch, fused, and non-fused switches.

Enclosed Molded Case Switch

- Cover housing can be removed to provide open access to lugs for easy wiring.
- 60 A switch rated for 10 hp motors at 240 Vac.
- Factory installed ground bar is located in front for easy access.
- Open area for mounting allows plenty of room for power actuated tool. Dimples accommodate nailer.



Fusible and Not Fusible Pullout Switches

- Interior trim cannot be removed unless the pull-out head is completely disengaged or placed in the OFF position.
- Pull-out head can be replaced in the OFF position.
- 30 A and 60 A fusible, and 60 A not fusible ratings, up to 10 hp at 240 Vac.



QO200TR



QO200TRNM



PKHB
Housing
Bracket



FP221R

Not Fusible Air Conditioning Disconnect—Molded Case Switch
Rainproof—UL Listed

Service	Ampere Rating ▲	Metallic		Non-metallic		Max. Hp
		Catalog Number	Price	Catalog Number	Price	
2 Wire (Molded Case Switch Included)—240 Vac Maximum						
	60	QO200TR	\$107.00	QO200TRNM	\$127.00	10

Housing Bracket

Description	Catalog No.	Price
Bracket used with QO200TR for stucco, aluminum and vinyl siding. Order quantity multiples of 10.	PKHB	\$2.10

Not Fusible Air Conditioning Disconnect—Pullout
Rainproof—UL Listed

Service	Ampere Rating ▲	Metallic		Non-metallic		Max. Hp
		Catalog Number	Price	Catalog Number	Price	
2 Wire—240 Vac Maximum						
	60	UFP222R	\$113.00	UFP222RNM	\$127.00	10

2 Wire—240 Vac Maximum—with 20 A GFI receptacle

	60	UFP222RGFI	\$303.00	10
--	----	------------	----------	-----	-----	----

2 Wire—240 Vac Maximum—with 20 A duplex receptacle

	60	UFP222RD	\$173.00	10
--	----	----------	----------	-----	-----	----

Fusible Air Conditioning Disconnect—Pullout
Rainproof—UL Listed

Service	Ampere Rating ■	Metallic		Non-metallic		Max. Hp
		Catalog Number	Price	Catalog Number	Price	
2 Wire (Pullout and Fuseholder)—240 Vac Maximum						
	30	FP221R	\$107.00	FP221RNM	\$127.00	3
	60	FP222R	107.00	FP222RNM	127.00	10

Note: Suitable for use as service equipment on 120/240 Vac 1Ø3 wire services if used only on a 1Ø2 wire load; and only when the equipment grounding terminal is replaced with ground terminal kit catalog number PK3GTA1. Price \$7.60.

Box Dimensions

Catalog Number	H		W		D	
	IN	mm	IN	mm	IN	mm
QO200TR	4.63	117	6.50	165	3.88	98
QO200TRNM	8.75	222	6.50	165	3.88	98
UFP222R	5.25	133	7.50	191	3.25	83
UFP222RNM	8.75	222	6.50	165	3.88	98
FP221R	5.25	133	7.50	191	3.25	83
FP221RNM	8.75	222	6.50	165	3.88	98
FP222R	5.25	133	8.88	225	3.25	83
FP222RNM	8.75	222	6.50	165	3.88	98

- ▲ Does not contain overcurrent protection. Suitable for use on systems with up to 10,000 RMS symmetrical amperes available fault current at 240 Vac max when protected by a fuse or circuit breaker rated 60 A or less.
- Suitable for use on systems with up to 10,000 RMS symmetrical amperes available fault current at 240 Vac.

SERVICEPAK® Power Outlet Panels

Class 1140



www.SquareD.com

For the most up-to-date information

For Construction Sites

- Provide temporary power at construction sites.
- Each receptacle protected by QO-GFI circuit breaker in compliance with NEC® requirements.
- Each enclosure is rainproof.
- 10,000 RMS symmetrical ampere short circuit current rating.
- UL Listed as suitable for use as temporary site service equipment.
- Provided with neutral bonding provisions.
- Boxes have provisions for type "B" hubs to be field-installed.

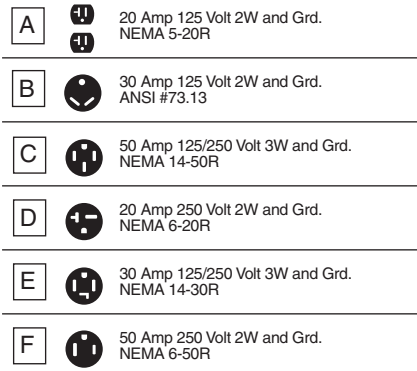
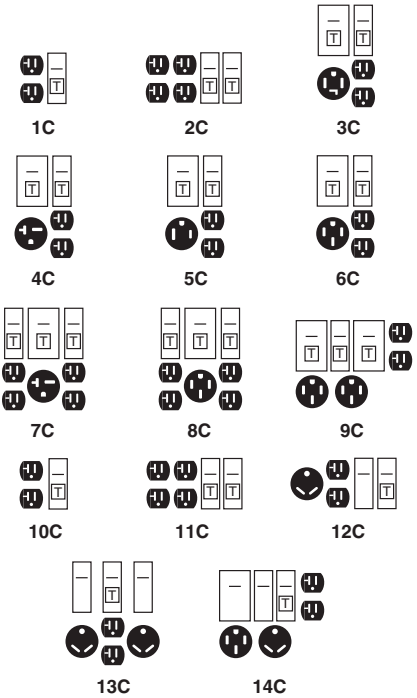
Power Outlet Configuration	Service ▲	Mains Ampere Rating	Circuit Breaker (Included)	Receptacles (Included) ■					Catalog Number ◆	Price	Main Wire Size AWG ★	
				A	C	D	E	F			Cu	Al
				1C	1Ø2W	40	(1) QO120GFI	1				
2C	1Ø2W	40	(2) QO120GFI	2					PAK11C ▼	545.	#14-6	#12-6
2C	1Ø2W	40	(2) QO120GFI	2					PAK11C1	545.	#14-6	#12-6
3C	1Ø3W	70	(1) QO120GFI (1) QO230GFI	1			1		PAK31CGFI	649.	#8-1	#8-1
4C	1Ø3W	70	(1) QO120GFI (1) QO220GFI	1		1			PAK36C1GFI	649.	#8-1	#8-1
5C	1Ø3W	70	(1) QO120GFI (1) QO250GFI	1			1		PAK51CGFI	649.	#8-1	#8-1
6C	1Ø3W	70	(1) QO120GFI (1) QO250GFI	1	1				PAK55CGFI	649.	#8-1	#8-1
7C	1Ø3W	70	(2) QO120GFI (1) QO220GFI	2		1			PAK72CGFI	882.	#8-1	#8-1
8C	1Ø3W	70	(2) QO120GFI (1) QO250GFI	2	1				PAK76CGFI	882.	#8-1	#8-1
9C	1Ø3W	100	(1) QO120GFI (2) QO250GFI	1	2				PAK1004CGFI	1054.	#14-1	#12-1

For Recreational Vehicle Parks

- Provide electrical power to individual recreational vehicle park sites.
- Each receptacle protected by appropriate GFI or Standard QO® circuit breaker.
- All receptacles and circuit breakers included.
- 10,000 RMS Symmetrical Ampere short circuit current rating. • UL Listed.
- All enclosures are rainproof. • No neutral bonding provisions. • Loop-feed provisions.

Power Outlet Configuration	Service ▲	Mains Ampere Rating	Circuit Breaker (Included)	Receptacles (Included) ■			Catalog Number	Price	Main Wire Size AWG/kcmil Δ	
				A	B	C			Phase and Neutral	
				Cu		Al				
Underground or Overhead Loop-Feed Terminals—Non-Pedestal ◆ □										
10C	1Ø2W	40	(1) QO120GFI	1			PAK10CTG	\$313.		
11C	1Ø2W	40	(2) QO120GFI	2			PAK11CTG	530.	#14-6	#12-6
12C	1Ø2W	50	(1) QO120GFI (1) QO130	1	1		PAK41CTG ◆	376.		
13C	1Ø2W	75	(1) QO120GFI (2) QO130	1	2		PAK61CTG ◆	435.		
14C	1Ø3W	100	(1) QO120GFI (1) QO250 (1) QO130	1	1	1	PAK75CTG (Not Loop Feed) ◆	446.	#14-1	#12-1
Pedestal Mounted—Underground Loop-Feed Terminals ★ ▽										
11C	1Ø2W	40	(2) QO120GFI	2			PAK11PG	\$690.		
12C	1Ø2W	50	(1) QO120GFI (1) QO130	1	1		PAK41PG ◆	568.		
13C	1Ø2W	75	(1) QO120GFI (2) QO130	1	2		PAK61PG ◆	609.	(2)#6-250	(2)#6-250
14C	1Ø3W	100	(1) QO120GFI (1) QO250 (1) QO130	1	1	1	PAK75PG ◆	671.		

▲ (1Ø2W 120 Vac) (1Ø3W 120/240 Vac)
 ■ 20 ampere receptacles protected by 20 ampere GFI circuit breaker.
 ◆ Devices have a bolt-on factory-installed closing cap. Order type "B" bolt-on hub separately from page 20.
 ★ Equipment Ground Terminal suitable for (2) #14 or 12 AWG Cu or (2) #12 or 10 AWG Al.
 ▼ Receptacles in this device are in bottom endwall and are accessible with outer door padlocked.
 "Order Only" from Lexington—Minimum order quantity is 50 devices.
 Δ Two wires each per phase, neutral, and equipment ground—for loop feed (except PAK75CTG).
 □ Equipment ground terminal suitable for (2) #14-12 AWG Cu or (2) #12-10 Al.
 ◆ GFI circuit breaker can be substituted for standard 30 A circuit breaker. For 30 ampere receptacles add \$140.00 per circuit breaker.
 Add suffix "FI" to catalog number. Example: PAK41CTGFI.
 ★ Stabilizer foot available for use in unstable ground, order catalog number HNPSF \$27.50 list.
 ▼ Equipment ground terminals suitable for (2) #10-2/0 AWG Cu or (2) #6-2/0 AWG Al.



All non-pedestal devices have provisions to field-install a Type "B" hub on the bottom endwall for bottom feed from a conduit riser. Order Type "B" bolt-on hub (B250 Max.) and two mounting screws (Part No. 8002505501) and two hex nuts (Part No. 2340102000).


LOAD CENTERS

Structured Wiring

A N E W O P P O R T U N I T Y

T O I N C R E A S E Y O U R S A L E S P E R H O M E

The Square D Multi-Link Structured Wiring System devices organize the way a house is wired to coordinate telephone, video, and data services for unmatched flexibility and convenience. Installed during construction, these devices increase capabilities without adding significant cost to the home.



Pre-wiring with standard Cat-5 and RG-6 cables will ensure that the home is wired to meet the demands of today and the future innovations of tomorrow. Square D Multi-Link Structured Wiring System provide the enclosures and brackets to install the video, voice, audio and data hubs along with the accessories and upgrade options to bring the home into the telecommunication and entertainment future.

- Application:**
- Residential and light commercial
 - New multi-family and single-family construction
- Standards:**
- UL 1492, Audio/Video Products and Accessories
 - UL 514A, Metallic Outlet Boxes
 - UL 1863, Communications Circuit Accessories
 - Federal Regulation 47CFR15.115
 - TIA/EIA 570-A, Residential Telecommunications Cabling Standard
- Enclosures:**
- NEMA Type 1
 - Surface or flush mount
- Construction:**
- Modules mount on enclosure grid via "hook and swing" method
 - All modules incorporate a metal backplate for strength and rigidity
 - Data and telephone modules available with either 110 punch down terminations or RJ-45 modular plugs
- Accessories:** AC power accessories, universal adapter brackets, patch cords, cover lock kit, video attenuators, low pass filters.

Square D Multi-Link Structured Wiring System

Class 1400


SQUARE D
www.SquareD.com

For the most up-to-date information

LOAD CENTERS



SDM18CW and SDM18BW



SDM46P14V



SDM46P



SDM38VBIR/SDM38VHIR



SDM11VMH/SDM11VMB

The Square D Multi-Link Structured Wiring System devices organize the way a house is wired to coordinate telephone, video, and data services for unmatched flexibility and convenience. Installed during construction, these devices increase capabilities without adding significant cost to the home.

System Components

Description	Catalog Number	Price	Grid Mounting Space (IN)	Standard Package
Mounting Brackets and Enclosures				
Surface mounting bracket, 6 1/2" w x 10" h, white	SDM10BW	\$ 15.20	10	10
Cover for SDM10BW, white	SDM10CW	28.60	...	1
Enclosure w/mounting grid, 14" w x 18" h, white	SDM18BW	44.60	34▲	1
Cover for SDM18BW, white	SDM18CW	16.30	...	1
Enclosure w/mounting grid, 14" w x 36" h, white	SDM36BW	86.00	70■	1
Cover for SDM36BW, white	SDM36CW	28.00	...	1
Combination Video/Telephone Hubs				
Combo hub, video splitter (1 input x 4 TVs) / phone (2 lines x 6 phones), grid mount	SDM26P14V	58.00	3	1
Combo hub, video splitter (1 input x 4 TVs) / phone (4 lines x 6 phones), grid mount	SDM46P14V	77.00	3	1
Telephone Hubs				
Telephone master hub, 4 lines x 6 phones, grid mount	SDM46P	58.00	3	1
Telephone expansion hub, 4 lines x 8 phones, grid mount	SDM48PX	58.00	3	1
Telephone interface hub, 4 lines x 11 phones, grid mount, RJ45 jacks	SDM412PJ	74.00	3	1
Video Hubs				
Video splitter, (1 input x 3 TVs), grid mount	SDM13VS	19.10	2	1
Video splitter, (1 input x 4 TVs), grid mount	SDM14VS	22.90	2	1
Video splitter, (1 input x 8 TVs), grid mount	SDM18VS	42.00	2	1
Video amplifier hub (1 input x 6 TVs), bi-directional CATV or antenna, grid mount, 120 Vac power supply included	SDM16VAB	96.00	3	1
Video amplifier hub (3 inputs x 8 TVs), bi-directional CATV, IR repeating system, grid mount, 120 Vac power supply included	SDM38VBIR	286.00	2.5	1
Video amplifier hub (3 inputs x 8 TVs), CATV or antenna, IR repeating system, grid mount, 120 Vac power supply included	SDM38VHIR	286.00	2.5	1
Modulators				
Single channel modulator, RCA inputs, grid mount, 120 Vac power supply included	SDM11VM	248.00	2.5	1
Single channel combination modulator, amplifier. Cat-5 input for modulation, combined with amplified coax input for bi-directional CATV, grid mount, 120 Vac power supply included	SDM11VMB	286.00	2.5	1
Single channel combination modulator, amplifier. Cat-5 input for modulation, combined with amplified coax input for CATV or antenna, grid mount, 120 Vac power supply included	SDM11VMH	286.00	2.5	1
Set top mount dual channel modulator, RCA inputs, IR repeating system, 120 Vac power supply included	SDM21VT	372.00	...	1
Set top mount quad channel modulator, RCA inputs, IR repeating system, 120 Vac power supply included	SDM41VT	563.00	...	1
Set top mount dual channel MTS stereo modulator, RCA inputs, IR repeating system, 120 Vac power supply included	SDM21VTST	667.00	...	1
Set top mount quad channel MTS stereo modulator, RCA inputs, IR repeating system, 120 Vac power supply included	SDM41VTST	1122.00	...	1
Modulator combiner hub (8 input x 1 output), grid mount, use with Video Hub SDM38VHIR/SDM38VBIR, 120 Vac power supply included	SDM81VC	172.00	2.5	1
Cat-5 Video Wall Plate, use with SDM11VMB/SDM11VMH if modulating from a source with RCA outputs	SDM1VWP	67.00	...	1
Satellite Hub				
Satellite TV multi-switch, connects 4 satellite receivers to a dual LNB dish, grid mount	SDM24VD	133.00	2.5	1
Audio Hub				
Speaker distributor hub (stereo), distributes 1 audio source to six rooms, grid mount	SDM16A	63.00	3	1

▲ Two columns of grid mounting space, 17" of space per column.
■ Two columns of grid mounting space, 35" of space per column.

For additional information, reference Catalog #1400CT0101R3/03.




SDM8D



SDM2VC/SDM2VCC



SDM1VC/SDM1VCC



SDM18BW with optional modules

System Components, continued

Description	Catalog Number	Price	Grid Mounting Space (IN)	Standard Package
Data Hubs				
Data termination hub provides termination point for Cat-5 wiring, 100 Base-T certified, 8 bridgeable circuits (8 - 110 punch down blocks connected to 8 - RJ-45 jacks)	SDM8D	\$ 67.00	3	1
Data termination hub provides termination point for Cat-5 wiring, 100 Base-T certified, 16 bridgeable circuits (16 - 110 punch down blocks connected to 8 - RJ-45 jacks)	SDM8DB	87.00	4.5	1
Ethernet hub, 10 Base-T certified, 5 - RJ-45 ports, uplink port, grid mount, 120 Vac power supply included	SDM5DE	114.00	4	1
Router hub, 10/100 Base-T certified, 7 - RJ-45 ports, grid mount, integral 120 Vac power supply	SDM7DR	374.00	14▲	1
Video Cameras				
B&W, single gang in-wall, 0.3 lux, fixed aim, used with and powered by SDM11VMB/SDM11VMH modulator via Cat-5 wiring	SDM1VC	229.00	...	1
Color, single gang in-wall, 6 lux, fixed aim, used with and powered by SDM11VMB/SDM11VMH modulator via Cat-5 wiring	SDM1VCC	457.00	...	1
B&W, double gang in-wall, 2 lux, adjustable aim, used with and powered by SDM11VMB/SDM11VMH modulator via Cat-5 wiring	SDM2VC	343.00	...	1
Color, double gang in-wall, 8 lux, adjustable aim, used with and powered by SDM11VMB/SDM11VMH modulator via Cat-5 wiring	SDM2VCC	533.00	...	1
IR Controls				
IR remote control target, coaxial in/out, locate at television	SDM1VIR	82.00	...	1
IR remote control emitter, locate at video source	SDM2VIR	20.40	...	1
Wall Plates				
White wall plate 4 phone and 2 video	SDM10PVWPW	19.70	...	10
White wall plate 1 data, 2 phone and 2 video	SDM10DPVWPW	17.40	...	10
Almond wall plate 4 phone and 2 video	SDM10PVWPA	19.70	...	10
Almond wall plate 1 data, 2 phone and 2 video	SDM10DPVWPA	17.40	...	10
Ivory wall plate 4 phone and 2 video	SDM10PVWPI	19.70	...	10
Ivory wall plate 1 data, 2 phone and 2 video	SDM10DPVWPI	17.40	...	10
Accessories				
AC outlet accessory, mounts in enclosures, 2 duplex receptacles (not included) accepts 2 power supplies, UL Listed, 120 Vac	SDM4AC	30.50	5.5	1
AC outlet accessory, mounts in enclosures, 4 duplex receptacles (not included) accepts 4 power supplies, UL Listed, 120 Vac	SDM8AC	36.50	11■	1
Adapter bracket to mount ChannelPlus 3400 or 8200 on Square D Multi-Link grid	SDM1A	19.10	2	1
Adapter bracket to mount RJ and type F connectors on Square D Multi-Link grid	SDM6A	19.10	2	1
Wire Spacer Mezzanine, Universal Grid, lifts modules 1" above grid, providing wire management capabilities, 11.2"h x 6.5"w	SDM12WS	29.20	12	1
Universal heavy duty isolation mounting bracket for non-Square D Multi-Link products. Load rated 60 pounds.	SDM1IMB	58.00	◆	1
Universal light duty isolation mounting bracket for non-Square D Multi-Link products. Load rated 10 pounds.	SDM2IMB	28.60	◆	1
Patch Cord 1 foot length, Cat-5, RJ-45 plugs on both ends	SDM1DC	7.70	...	1
Patch Cord 2 foot length, Cat-5, RJ-45 plugs on both ends	SDM2DC	9.60	...	1
Enclosure Coupling Tube for stacking enclosures, 2 inch conduit	SDM2C	15.20	...	1
Plastic grommet for 2" enclosure knockout, (5) pack	SDM2G	2.90	...	1
Cover Lock Kit	SDMLK	29.20	...	1
Replacement snap locks, lock Square D Multi-Link modules to grid, black (10) pack	SDM10SL	11.40	...	1
Attenuator, 3 dB	SDM2503	2.70	...	10
Attenuator, 6 dB	SDM2506	2.70	...	10
Low Pass Filter, Channel 91	SDM600LPF	38.90	...	1

▲ Requires 7" of grid mounting space per column, 14" total.
■ Requires 5.5" of grid mounting space per column, 11" total.
◆ Space required is dependent upon size of the device utilizing the mounting bracket.

For additional information, reference Catalog #1400CT0101R3/03.

Metering

THE WIDEST SELECTION

IN THE INDUSTRY



Metering Equipment

Schneider Electric provides the most reliable and most versatile line of metering equipment in the industry for residential and commercial applications.

As fewer utilities provide meter sockets it's important to have one reliable source that meets all your needs. From individual meter sockets to multi-metering centers there's no better choice than Square D.

- Individual and Horizontal ganged meter sockets
- Meter-Pak and EZ Meter-Pak multi-metering equipment

Individual Meter Sockets

Square D individual meter sockets have provisions to feed a downstream main lug load center (with a maximum of 6 service disconnects), main breaker load center, or an individually enclosed service disconnect. 400 ampere, studs only units have provisions for mounting dual load side lugs to feed two downstream main breaker load centers or two individually enclosed disconnects.



EZ Meter-Pak® Multi-Metering Equipment

These exclusive Square D Meter Centers not only make it easier to install multi-unit metering equipment, but also provide a more economical option than separately purchasing individual meter sockets.

EZ Meter-Pak meter center enclosures meet NEC wire bending requirements, and are designed for wall mounting only (not suitable for floor mounting). All unmetered conductor compartments are sealable by the utility company.



UTRS101B



UTRS202B
(cover not shown)



UTH5203T
(cover not shown)



URTRS213B

Individual Meter Sockets—Ring and Ringless Type

- Available single or three phase, 600 Vac max., with and without horn or lever bypass, overhead and underground service feed.
- 10,000 RMS symmetrical amperes short circuit current rating (or higher with utility approval).
- UL Listed, NEMA 3R enclosure.
- Units supplied with bonded neutral.
- Units supplied with hub opening in top endwall require the use of a bolt-on hub, or closing plate.
- Units supplied with solid top are for underground feed only.
- Accessories, refer to page 40.

This metering is generally utility specific. Always check with local utility company before installing.
Contact your nearest Square D/Schneider Electric sales office for additional catalog numbers, if required by utility.

Ampere Rating (Cont.)	Jaw Qty.	Service Type	Catalog Number ▲	Price	Lug Wire Range (Al/Cu)			Enclosure Information			Box No. see page 41
					Line, Load, and Neutral (AWG/kcmil)	Wire Binding	Gnd. (AWG)	Material	Top Endwall Conf.		
									Hub Opening ■	Closing Plate ■	

Ringless Type, 1-Phase, 3-Wire 600 Vac Max., Without Bypass or Jaw Release

125	4	UG	UTZRS101A★	\$ 82.00	#8-2/0	1/2" HEX	#14-2	Steel	Solid Top★	...	1R
125	4	OH	UTRS101B	82.00	#8-2/0	SLOTTED	#14-2	Steel	Series A	ACP	1R
125	4	OH	UATRS101B	91.00	#8-2/0	SLOTTED	#14-2	Aluminum	Series A	ACPA	1R
125	4	OH	URS101BCPL	90.00	#8-2/0	SLOTTED	#14-2	Steel	Series A	ACP	1R
125	5	OH/UG	1003880A▼	107.00	#8-2/0	SLOTTED	#14-2	Steel	Series A	ACP	1R
200	4	OH	UTRS202B	118.00	#8-250	1/2" HEX	#14-2	Steel	Series A	ACP	3R
200	4	OH	UATRS202B	130.00	#8-250	1/2" HEX	#14-2	Aluminum	Series A	ACPA	3R
200	4	UG	UTRS213A★	141.00	#1/0-350	1/2" HEX	#14-2	Steel	Solid Top★	...	5R
200	4	OH/UG	UTRS213B▼	141.00	#1/0-350	1/2" HEX	#14-2	Steel	Series A	ACP	5R
200	4	OH/UG	UATRS213B▼	150.00	#1/0-350	1/2" HEX	#14-2	Aluminum	Series A	ACPA	5R
200	4	OH/UG	U92197CCCPL□	160.00	#1/0-350	1/2" HEX	#14-2	Steel	(2)Series A	(2)ACP□	7R

Ringless Type, 1-Phase, 3-Wire 600 Vac Max., With Horn Bypass, Without Jaw Release

125	4	OH/UG	UHTRS101B	107.00	#8-2/0	SLOTTED	#14-2	Steel	Series A	ACP	1R
125	5	OH	UGHTRS101L♦	107.00	#8-2/0	SLOTTED	#14-2	Steel	Series A-L	...	1R
125	4	OH	URS101BDQ◇	92.00	#8-2/0	1/2" HEX	None	Steel	Series A	ACP	1R
125	5	OH/UG	UGHTRS111C△	138.00	#8-2/0	SLOTTED	#14-2	Steel	Series A	ACP△	4R
200	4	OH/UG	UBHMRS212B▼	140.00	#8-250	1/2" HEX	None	Steel	Series A	ACP	4R
200	4	OH	UHTRS202B	137.00	#8-250	1/2" HEX	#14-2	Steel	Series A	ACP	3R
200	4	OH/UG	UHTRS212B▼	137.00	#8-250	1/2" HEX	#14-2	Steel	Series A	ACP	4R
200	4	OH/UG	UHTRS213B▼	142.00	#1/0-350	1/2" HEX	#14-2	Steel	Series A	ACP	5R
200	4	UG	UHTRS223A★	181.00	#1/0-350	1/2" HEX	#14-2	Steel	Solid Top★	...	2R
200	4	UG	URS212ADQ★◇	135.00	#8-250	1/2" HEX	None	Steel	Solid Top	...	4R

Ringless Type, 1-Phase, 3-Wire 600 Vac Max., With Lever Bypass and Jaw Release

200	4	OH/UG	UTH4203T	310.00	#6-350	1/2" HEX	#14-2	Steel	Series A-L	ACPL	8R
200	4	OH/UG	UTH4213T▼	319.00	#6-350	1/2" HEX	#14-2	Steel	Series A-L	ACPL	9R
200	5	OH	UTH5203T	329.00	#6-350	1/2" HEX	#14-2	Steel	Series A-L	ACPL	8R
200	5	OH/UG	UTH5213T▼	376.00	#6-350	1/2" HEX	#14-2	Steel	Series A-L	ACPL	9R
320	4	OH/UG	UTH4330T▼☆	499.00	Studs Only	3/8" dia. studs	#14-1/0	Steel	Series A-L	ACPL	11R

Ringless Type, 3-Phase, 4-Wire 600 Vac Max., With Lever Bypass and Jaw Release

200	7	OH/UG	UTH7213T▼	444.00	#6-350	1/2" HEX	#14-2	Steel	Series A-L	ACPL	9R
320	7	OH	UTH7300T★	553.00	Studs Only	3/8" dia. studs	#14-1/0	Steel	Series A-L	ACPL	10R

Ringless Type, 3-Phase, 4-Wire 600 Vac Max., Bolt-On Socket Without Bypass

400	7	OH/UG	UK7T▼☆	1615.00	Studs Only	1/2"-20" dia. studs	1/2"-20" dia. studs	Steel	Series A-L	ACPL	12R
400	7	OH/UG	UAK7T▼☆	1785.00	Studs Only	1/2"-20" dia. studs	1/2"-20" dia. studs	Aluminum	Series A-L	ACPLA	12R

Ring Type, 1-Phase, 3-Wire 600 Vac Max., Without Bypass or Jaw Release

125	4	OH/UG	URTRS101B▼▽	\$ 82.00	#8-2/0	SLOTTED	#14-2	Steel	Series A	ACP	1R
200	4	OH/UG	URTRS213B▼▽	141.00	#1/0-350	1/2" HEX	#14-2	Steel	Series A	ACP	5R

- ▲ Device requires approval from the serving utility, consult your nearest Square D/Schneider Electric sales office.
- Order appropriate bolt-on hub or closing plate separately and install on TOP endwall.
- ♦ Device supplied with 1-1/4" bolt-on hub (Cat.No. A125) mounted on TOP endwall.
- ★ Device supplied with solid top endwall (without hub opening).
- ▼ When unit is installed for underground feed, the appropriate closing plate must be ordered separately and installed over hub opening in TOP endwall of device.
- △ Device supplied with closing plate (Cat. No. ACP) mounted on TOP endwall.
- Device supplied with two closing plates (Cat. No. ACP) mounted in TOP endwall.
- ◇ Contains "Duquesne Light Co." approved label.
- ☆ Order lugs separately, refer to accessories, page 40.
- ▽ Device supplied with stainless steel, snap-on sealing ring.

METERING EQUIPMENT

Metering

Ganged and Test Block Sockets and Accessories Class 4131



UT2R1121B

Horizontal Ganged Meter Sockets

- Single phase, 600 Vac max., main lugs only, 2 through 6 meter positions, with and without horn or lever bypass, end or center feed, overhead and underground service feeds
- 10,000 RMS symmetrical amperes short circuit current rating (or higher with utility approval)
- UL Listed, NEMA 3R enclosure
- Supplied with ground lugs
- Supplied with hub opening in top endwall, requires the use of a bolt-on hub, or closing plate

This metering is generally utility specific. Always check with local utility company before installing. Contact your nearest Square D/Schneider Electric sales office for additional catalog numbers, if required by utility.


Ringless Type, 1-Phase, 3-Wire, 600 Vac Max., Without Bypass or Jaw Release

Branch Ratings				Mains Rating	Catalog Number	Price	Main Lugs Phase & Neutral Al/Cu (AWG/kcmil)	Branch Lugs Phase & Neutral Al/Cu (AWG)	Top Endwall▲		Box No. See page 41
Amperes (cont.)	Number of Positions	Socket Jaw Qty.■	Service Type						Hub Type (Order Separately)	Closing Plate (Order Separately)	
100	2	4	OH/UG	200	UT2R1121B	\$ 302.	#6-250	#8-2/0	Series A	ACP	13R
	3			205	UT3R1121B	373.	#6-250				13R1
	4			205	UT4R1131B	440.	#6-350				14R
	5			250	UT5R1131B	605.	#6-350				15R
	6			300	UT6R1131B♦	771.	#6-350				16R
200	2	4	OH/UG	205	UT2R2122B	431.	#6-250	#8-250	Series A Series A-L	ACP ACPL	17R
	4			360	UT4R2352T♦	737.	#1/0-500				18R
	5			500	UT5R2392TU	922.	#1/0-500 or (2)#1/0-350				19R
	6			620	UT6R2392TU	1032.	#1/0-500 or (2)#1/0-350				20R

- ▲ For Hubs and Closing Plates, see Accessories table below.
- Fifth Jaw Kit available to convert 4-Jaw Socket to a 5-Jaw Socket. See Accessories table below.
- ♦ For 120/240 Volt, Three-Wire, Single Phase Dwelling services see NEC Table 310-16 Note 3.



EMT3225CB



EMT3225CB Without Covers

Surface Mount, Ring Type, Meter Main with Test Block Bypass (Meets EUSERC Requirements)

Supplied with bondable neutral, suitable for use as service equipment. Suitable for overhead or underground service. UL Listed File E6294.

System (Incoming) and Service (Outgoing)	Meter Socket Type	Ampere Rating (Max.)	Short Circuit Current Rating	Catalog Number△	Price	Main Circuit Breaker Type (Order Separately)★
120/240 Vac 1Ø3W	5-Jaw	200 A	42k Max.	EMT1225CB	\$2730.	2-pole, Type QB, QD, QG, QJ, QO▼, QO-VH▼ or QOH▼
208Y/120 Vac 3Ø4W or 240/120 Vac 3Ø4W Delta	7-Jaw	200 A	22k Max.	EMT3225CB	3570.	3-pole, Type QB, QD, QG or QJ

- ★ Refer to page 50 to select main circuit breaker.
- ▼ Requires use of EZM125QOA adapter (order separately). Refer to page 50 for pricing.
- △ Refer to page 41 for box dimensions.

EMT Terminal Data□

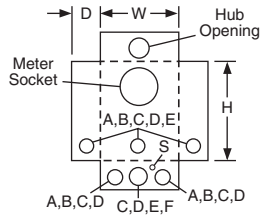
Line Phase Lug Wire Size (AWG-kcmil)	Line Neutral Lug Wire Size (AWG-kcmil)	Service Ground Lug Wire Size (AWG-kcmil)	Equipment Ground Lug Wire Size (AWG-kcmil)	Load Neutral Lug Wire Size (AWG-kcmil)
#6-300 Al/Cu	#6-350 Al/Cu	#4-300 Al/Cu	#6-300 Al/Cu	#4-300 Al/Cu

□ Refer to circuit breaker listings for usable load lug wire sizes.

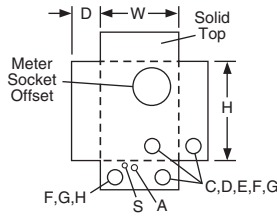
Meter Sockets Accessories

Description	Catalog Number	Price
FIFTH JAW KIT Converts a 4-jaw meter socket to a 5-jaw meter socket. For use on meter sockets supplied without lever bypass or jaw release only.	A5J	\$ 9.90
CLOSING PLATES (to seal hub openings) For Series A (steel) For Series A (aluminum) For Series A-L (steel) For Series A-L (aluminum)	ACP ACPA ACPL ACPLA	8.90 7.90 12.20 11.00
HUBS (listed by conduit size) Series A: 1.00 inch 1.25 inch 1.50 inch 2.00 inch 2.50 inch Series A-L: 2.00 inch 2.50 inch 3.00 inch 3.50 inch 4.00 inch Series B: 3.00 inch	A100 A125 A150 A200 A250 A200L A250L A300L A350L A400L B300	22.60 22.60 22.60 31.90 40.40 55.00 58.00 74.00 76.00 79.00 124.00#
ADAPTER PLATE To allow the use of a Series A Hub on a device that is setup for a series A-L Hub.	AAP	22.50
LUG KITS For use on meter sockets supplied with Line, Load, and Neutral Studs only. Be sure to order enough lugs for each device (a typical 1-Phase device requires 6 lugs). Includes one, two-barrel lug (#6-250 kcmil) Includes one, single barrel lug (#4-600 kcmil) Includes three, two-barrel lugs (#6-350 kcmil)	ARP00118♦ ARP00129♦ ARP00427♦	25.40 36.80 90.00
SEALING RING (Non-Standard) Snap-on Stainless Steel Latch-Type Stainless Steel Screw Type Aluminum	ARP00026♦ 29008G 29008W	11.10 13.40 13.40

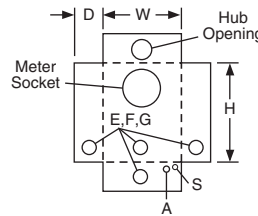
♦ Order only. Not stocked in PDS. Order point: Lexington.



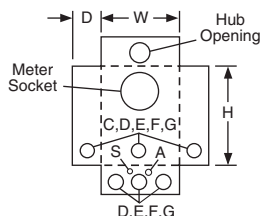
1R



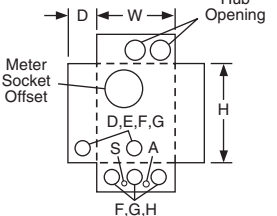
2R



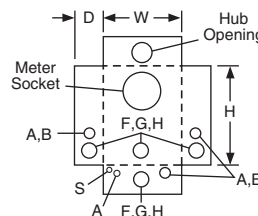
3R, 6R



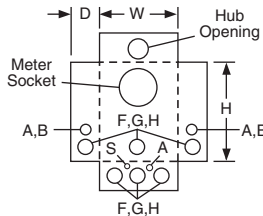
4R, 5R



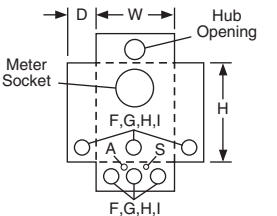
7R



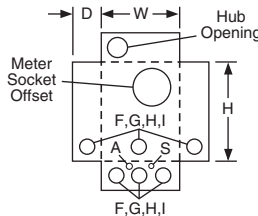
8R



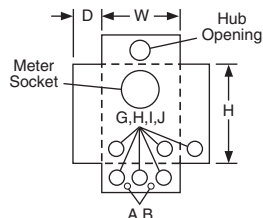
9R



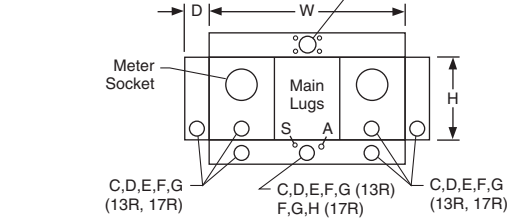
10R



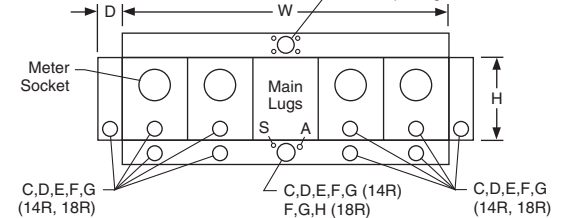
11R



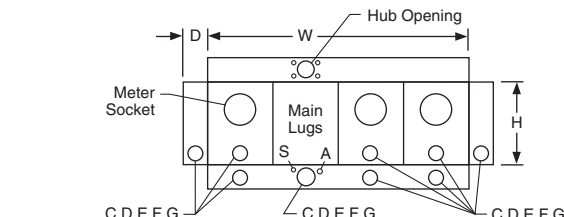
12R



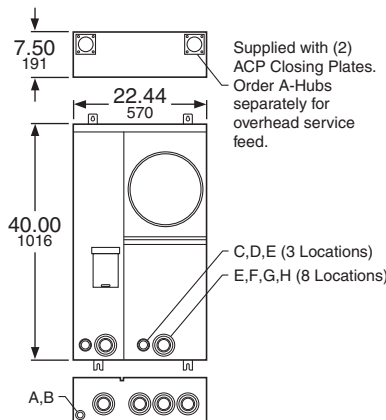
13R and 17R



14R and 18R



13R1



19R and 20R

Knockout Information and Enclosure Dimensions

Box No.	Dimensions (Inches)			Hub Opening (Max. Conduit Size)▲
	H	W	D	
1R	10.88	8.00	3.50	Series A
2R	13.00	13.00	4.94	Solid Top
3R	14.00	8.00	4.38	Series A
4R	14.00	11.00	4.38	Series A
5R	15.00	11.00	4.38	Series A
6R	15.50	8.00	4.36	Series A
7R	17.13	13.00	4.94	(2) Series A
8R	19.00	10.50	4.94	Series A-L
9R	19.00	13.00	4.94	Series A-L
10R	34.50	15.00	5.68	Series A-L
11R	36.62	15.00	5.68	Series A-L
12R	43.00	20.25	6.00	Series A-L
13R	14.12	24.31	4.50	Series A
13R1	14.12	32.50	4.50	Series A
14R	14.12	40.62	4.50	Series A
15R	14.12	48.75	4.50	Series A
16R	14.12	57.00	4.50	Series A
17R	14.12	24.31	5.38	Series A
18R	14.12	40.62	5.38	Series A-L
19R	14.12	54.75	5.38	(2) Series A-L
20R	14.12	63.00	5.38	(2) Series A-L

▲ Refer to page 40 for closing plates and hubs.

Symbol	Knockouts										
	S	A	B	C	D	E	F	G	H	I	J
Conduit Size (inches)	5/16	1/2	3/4	1	1 1/4	1 1/2	2	2 1/2	3	3 1/2	4

■ Knockout for ground conductor.

7.50
191

22.44
570

Supplied with (2) ACP Closing Plates. Order A-Hubs separately for overhead service feed.

40.00
1016

C, D, E (3 Locations)
E, F, G, H (8 Locations)

Metering

MP METER-PAK™ Meter Centers Class 4141



Ring and Ringless Type Devices

- Consult local utility for approval before installation.
- 120/240 Vac 1 Phase 3 Wire.
- Main lugs only—two to six meter sockets.
- Enclosures are indoor/rainproof NEMA 3R construction.
- Suitable only for use as service equipment.
- Swingable mounting feet supplied at bottom of device.
- Factory installed mechanical lugs, alternate lugs and NEMA/EUSERC lug landing kits available.
- Surface mount, convertible to semi-flush with field installed flange kit.
- Ring type devices supplied with 4-jaw meter sockets (5th jaw kits available, order separately).
- Ringless type devices supplied with 5-jaw meter sockets, available with and without horn or lever bypass.
- Provisions for mounting 2-pole circuit breaker for each meter socket position (order circuit breakers separately).
- Mounting channel supplied, except for box 1R (125 A, 2-position).
- Combination overhead/underground feed.

Step 1: Select Ring or Ringless Type MP METER-PAK Metering Equipment

Ring Type MP METER-PAK Metering Equipment with 125 A (42k RMS Symmetrical Amperes Maximum SCCR) or 200 A (22k RMS Symmetrical Amperes Maximum SCCR) Meter Socket Positions

Amps Per Pos.	No. of Pos.	Factory Installed Main Lug Ampacity (See page 43 for alternate lugs)	Main Bus Ampacity	Catalog Number	Price	Line Lug Wire Size Al/Cu AWG/kcmil	Circuit Breaker Type (2-Pole)	Hub Prov.	Semi-Flush Flange Kit	Wt Lbs	Box No. (See pg. 44)
125	2	200	200	MP22125▲	\$ 651.	(1) 4-250	QO, QO-VH, QOH	A/B300	MPSF12	46	1R
	3	300	300	MP33125■	791.	(1) 1/0-600 or (2) 1/0-250		A-L	MPSF14	95	2R
	4	400	400	MP44125■	1153.	(1) 1/0-600 or (2) 1/0-250		A-L	MPSF14	97	2R
	5	400 Al 500 Cu	500	MP55125■	1386.	(1) 1/0-600 or (2) 1/0-250		A-L	MPSF16	130	3R
	6	400 Al 500 Cu	600	MP66125■	1610.	(1) 1/0-600 or (2) 1/0-250		A-L	MPSF16	132	3R
200	2	400	400	MP42200■	849.	(1) 1/0-600 or (2) 1/0-250	QOM2-MM, QOM2-MVH	A-L	MPSF23	99	4R
	3	400	400	MP43200■	1434.	(1) 1/0-600 or (2) 1/0-250			MPSF23	99	4R
	4	400	600	MP64200■	1876.	(1) 1/0-600 or (2) 1/0-250			MPSF24	135	5R
	5	600 Al, 750 Cu	800	MP85200■	2251.	(2) 3/0-500			MPSF26	173	6R
	6	600 Al, 750 Cu	800	MP86200■	2693.	(2) 3/0-500			MPSF26	173	6R

- ▲ Meets EUSERC standards.
- Meets EUSERC standards with addition of lug landing kit, MMSK2.

Ringless Type MP METER-PAK Metering Equipment with 125 A (42k RMS Symmetrical Amperes Maximum SCCR) or 200 A Type MPR, MPH (22k RMS Symmetrical Amperes Maximum SCCR) or 225 A Type MPL (100k RMS Symmetrical Amperes Maximum SCCR) Meter Socket Positions

Amps Per Pos.	No. of Pos.	Factory Installed Main Lugs Ampacity (See page 43 for alternate lugs)	Main Bus Ampacity	No. Bypass Catalog Number	Price	Horn Bypass Catalog Number	Price	Lever Bypass Catalog Number	Price	Line Lug Wire Size Al/Cu AWG/kcmil	Circuit Breaker Type (2-Pole)	Hub Prov.	Semi-Flush Flange Kit	Wt Lbs	Box No. (See pg. 44)
125	2	200	200	MPR22125	\$ 663.	MPH22125	\$ 668.	(1) 4-250	QO, QO-VH, QOH	A/B300	MPSF12	46	1R
	3	300	300	MPR33125	813.	MPH33125	835.	(1) 1/0-600 or (2) 1/0-250		A-L	MPSF14	95	2R
	4	400	400	MPR44125	1187.	MPH44125	1220.	(1) 1/0-600 or (2) 1/0-250			MPSF14	97	2R
	5	400 Al 500 Cu	500	MPR55125	1497.	MPH55125	1553.	(1) 1/0-600 or (2) 1/0-250			MPSF16	130	3R
	6	400 Al 500 Cu	600	MPR66125	1743.	MPH66125	1810.	(1) 1/0-600 or (2) 1/0-250			MPSF16	132	3R
200	2	400	400	MPR42200	860.	MPH42200	866.	(1) 1/0-600 or (2) 1/0-250	QOM2-MM, QOM2-MVH		A-L	MPSF23	99
	3	400	400	MPR43200	1457.	MPH43200	1479.			MPSF23		99	4R
	4	400	600	MPR64200	1910.	MPH64200	1944.			MPSF24		135	5R
225	2	300	300	MPL32225	\$1159.	(1) 1/0-600 or (2) 1/0-250	QB, QD, QG, QJ, QO, QO-VH, QOH	A-L	N/A	105	7R
	3	400	400	MPL53225	1827.				N/A	147	8R
	4	400	600	MPL64225	2437.				N/A	200	9R
200	5	600 Al, 750 Cu	800	MPR85200	2363.	MPH85200	2418.	(2) 3/0-500	QOM2-MM, QOM2-MVH	A-L	MPSF26	173	6R
	6	600 Al, 750 Cu	800	MPR86200	2827.	MPH86200	2894.				MPSF26	173	6R

◆ Requires use of EZM125QOA adapter (order separately). Refer to page 50 for pricing.

UL Listed short circuit current rating depends on lowest interrupting rating of circuit breaker installed. (See page 43)


For additional information, reference Catalog #4100CT9801.



QO2100VH
2-Pole, Plug-on Type
Circuit Breaker



QDP22200TM
2-Pole, Bolt-on Type
Circuit Breaker



QOM2200MVH



MMLK500

Step 2: Select Tenant Circuit Breakers

Amps	10,000 AIR 120/240 Vac	Price ‡	22,000 AIR 120/240 Vac	Price ‡	42,000 AIR 120/240 Vac	Price ‡	100,000 AIR 120/240 Vac	Price ‡
For Use in 125 A Max. Type MP, MPR and MPH METER-PAK Metering Equipment								
60	QO260	\$ 44.70	QO260VH	\$ 97.00	QOH260▲	\$ 211.00
70	QO270	89.00	QO270VH	149.00	QOH270▲	352.00
80	QO280	126.00	QO280VH	210.00	QOH280▲	434.00
90	QO290	126.00	QO290VH	210.00	QOH290	434.00
100	QO2100	126.00	QO2100VH	210.00	QOH2100	434.00
125	QO2125	285.00	QO2125VH	689.00	QOH2125	926.00

Amps	10,000 AIR 120/240 Vac	Price ‡	25,000 AIR 120/240 Vac	Price ‡	65,000 AIR 120/240 Vac	Price ‡	100,000 AIR 120/240 Vac	Price ‡
For Use in 200 A Max. Type MP, MPR and MPH METER-PAK Metering Equipment								
100	QOM2100MM	316.00	QOM2100MVH	762.00
125	QOM2125MM	316.00	QOM2125MVH	762.00
150	QOM2150MM	316.00	QOM2150MVH	762.00
175	QOM2175MM	316.00	QOM2175MVH	762.00
200	QOM2200MM	316.00	QOM2200MVH	762.00

Amps	10,000 AIR 120/240 Vac	Price ‡	25,000 AIR 120/240 Vac	Price ‡	65,000 AIR 120/240 Vac	Price ‡	100,000 AIR 120/240 Vac	Price ‡
For Use in 225 A MPL Lever Bypass METER-PAK Metering Equipment								
40	QO240■	44.70	QO240VH■◆	97.00	QOH240■★	211.00
50	QO250■	44.70	QO250VH■◆	97.00	QOH250■★	211.00
60	QO260■	44.70	QO260VH■◆	97.00	QOH260■★	211.00
70	QBP22070TM	316.00	QDP22070TM	762.00	QGP22070TM	1014.00	QJP22070TM	\$1260.00
80	QBP22080TM	316.00	QDP22080TM	762.00	QGP22080TM	1014.00	QJP22080TM	1260.00
90	QBP22090TM	316.00	QDP22090TM	762.00	QGP22090TM	1014.00	QJP22090TM	1260.00
100	QBP22100TM	316.00	QDP22100TM	762.00	QGP22100TM	1014.00	QJP22100TM	1260.00
110	QBP22110TM	316.00	QDP22110TM	762.00	QGP22110TM	1014.00	QJP22110TM	1260.00
125	QBP22125TM	316.00	QDP22125TM	762.00	QGP22125TM	1014.00	QJP22125TM	1260.00
150	QBP22150TM	316.00	QDP22150TM	762.00	QGP22150TM	1014.00	QJP22150TM	1260.00
175	QBP22175TM	316.00	QDP22175TM	762.00	QGP22175TM	1014.00	QJP22175TM	1260.00
200	QBP22200TM	316.00	QDP22200TM	762.00	QGP22200TM	1014.00	QJP22200TM	1260.00
225	QBP22225TM	316.00	QDP22225TM	762.00	QGP22225TM	1014.00	QJP22225TM	1260.00

- ▲ Order only. Not stocked in PDS. Order Point: Lincoln.
- Requires use of EZM125QOA adapter (order separately). Refer to page 50 for pricing.
- ◆ QOVH tenant circuit breakers are rated 22,000 AIR at 120/240 Vac.
- ★ QOH tenant circuit breakers are rated 42,000 AIR at 120/240 Vac.

UL Listed Short Circuit Current Rating depends on lowest interrupting rating of circuit breaker installed.
(Refer to the table on the bottom of page 52 for Square D certified ratings for downstream panelboards and load centers.)

Accessories

Description	Catalog Number	Price
Fifth Jaw Kit	5J	\$ 12.20
Horn Bypass Kit	MMHB	11.10
QO Adapter for Bolt-on Q2M tenant circuit breakers (40–125 A, 2-pole)	EZM125QOA	182.00
Slider Type Manual Circuit Closing:		
125 A Ring Style 2 Position Top Meter (Only)	MM125MB▼	114.00
125 A/200 A Ring Style	MM200MB▼	114.00
Sealing Rings:		
Snap-on Aluminum	2920910001	5.00
Screw Type Aluminum	29008W	13.40
Snap-on Type Stainless Steel	ARP00026	11.10
Meter Cover-Lexan®	29007	6.70
Optional Lug Kits:		
(1) 1/0–600 AWG/kcmil or (2) 1/0–250 per phase	MMLK250△□	100.00
(2) 3/0–500 AWG/kcmil per phase	MMLK500□	133.00
(2) 2–600 AWG/kcmil per phase	MMLK600□	155.00
Semiflush Kits:		
125 A 2 Position	MPSF12	67.00
125 A 3–4 Position	MPSF14	89.00
125 A 5–6 Position	MPSF16	145.00
200 A 2–3 Position	MPSF23	96.00
200 A 4 Position	MPSF24	114.00
200 A 5–6 Position	MPSF26	170.00

Accessories (Continued)

Description	Catalog Number	Price
NEMA/EUSERC Lug Landing Kit: For 3 through 6 position 125 A and 200 A devices. Each pad rated 600 A maximum and includes (2) 1/2-13 studs and mounting hardware.	MMSK2□	\$123.00
NEMA Lug Landing Kit: For use ONLY on MPL43225 and MPL64200 with optional lugs. See wiring diagram of each device for optional lugs.	MMSK4	184.00
MP Meter-Pak Wireway:		
125 A 2 Position ONLY	MP43X8PED	294.00
125 A 3–6 Position	MP43X11PED	336.00
200 A 2–6 Position	MP43X11PED	336.00
MPL32-200	MP35X11PED◇	336.00
MPL53-200	MP43X11PED	336.00
MPL64-200	MP35X11PED◇	336.00
MP Meter-Pak Wireway Extensions:		
Used ONLY with MP43X8PED	MP12X8PEEXT◇	68.00
Used with MP43X11PED & MP35X11PED	MP12X11PEEXT◇	84.00

- ▼ The meter center short circuit current rating is 10,000 amperes RMS symmetrical when manual circuit closing is used. Not rated for continuous duty.
- △ Standard lug for 3 through 6 position 125 A and 2 through 4 position 200 A devices.
- Can be installed on 2 position 125 A device.
- ◇ Order only. Not stocked in PDS. Order point: Lexington.

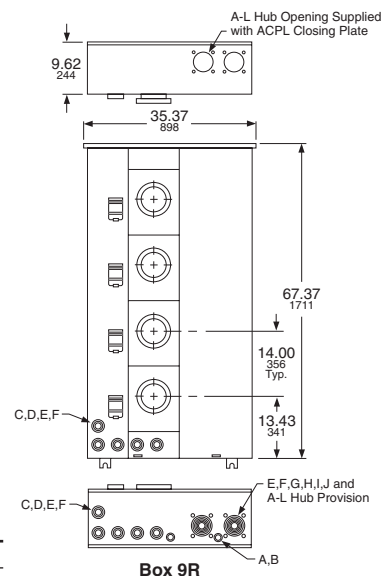
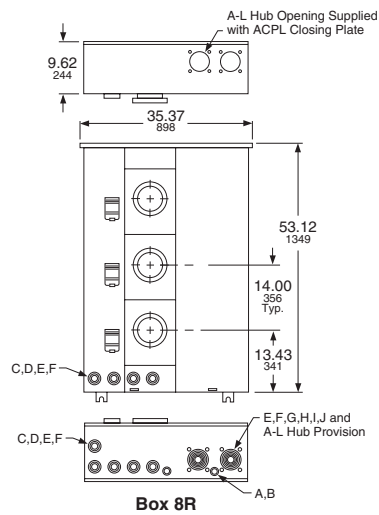
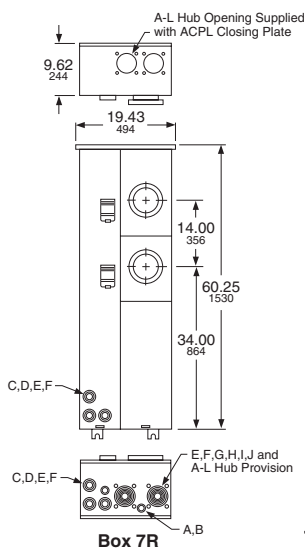
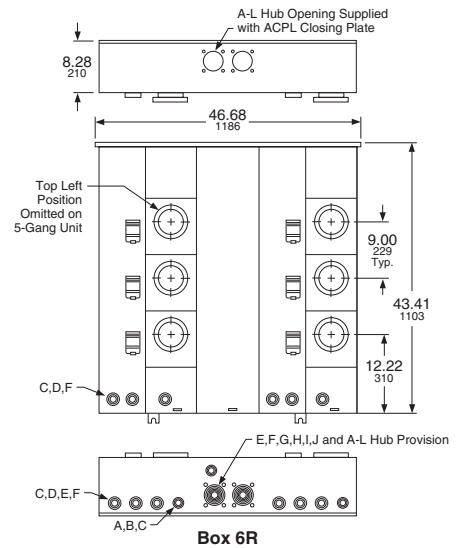
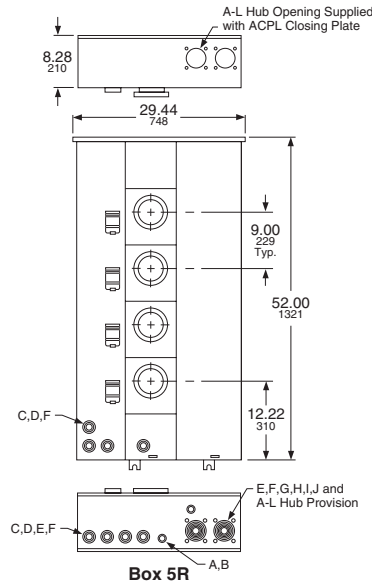
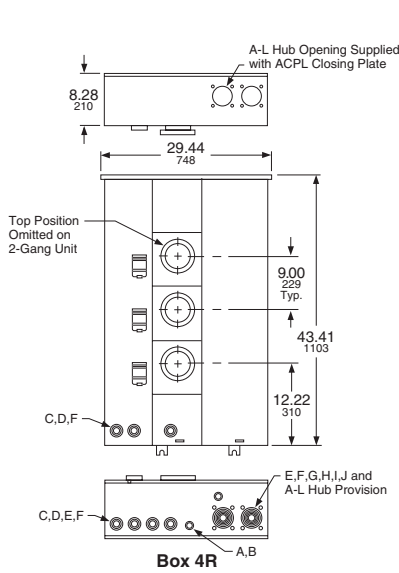
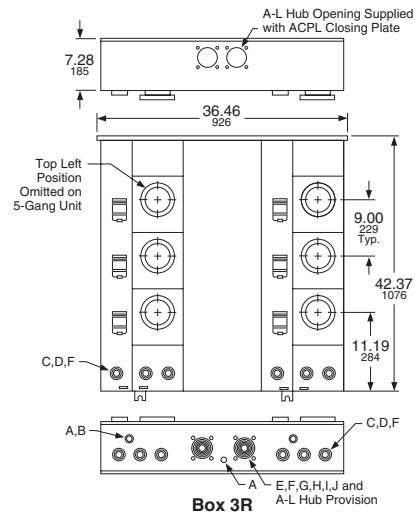
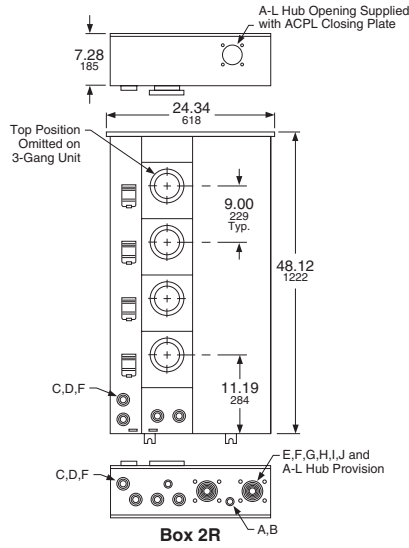
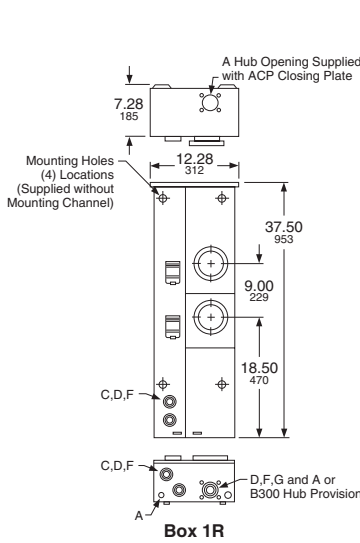
See page 40 for hubs and closing plates

For additional information, reference Catalog #4100CT9801.

Metering

MP METER-PAK™ Meter Centers

Dimensions, Knockouts



Knockouts										
Symbol	A	B	C	D	E	F	G	H	I	J
Conduit Size (inches)	1/2	3/4	1	1 1/4	1 1/2	2	2 1/2	3	3 1/2	4


**1Ø3W EZ METER-PAK Meter Centers—
UL Listed**

Select EZM meter center short circuit current rating RMS symmetrical amperes from table on page 53. Using this table as a reference, make the following selections:

- ① Select EZM single phase main device below with an equal or higher short circuit rating than the application.
- ② Select EZM single phase branch units; page 46.
- ③ Select proper 2-pole type QO, QO-VH, QOH, QBP-TM, QDP-TM, QGP-TM or QJP-TM branch circuit breakers for use as tenant mains in branch unit; page 50.
- ④ Select accessories as required; page 50.
- ⑤ Dimensions; page 51.



EZM1800CB



EZM1800CBU

① **Main Devices—NEMA 3R Construction**

Overhead/Underground Feed

System Type	Ampere Rating	Horizontal Cross Bus Rating and Bus Bar Material	Catalog Number	Width (Dim. see pg. 51)	Price	Line Side Lug and Wire Size (AWG-kcmil) Conductor Qty. per Phase and Neutral (Factory Installed)
-------------	---------------	--	----------------	-------------------------	-------	--

**65,000 RMS Symmetrical Ampere Short Circuit Current Rating
Main Circuit Breakers (1Ø Incoming and 1Ø Outgoing)**

1Ø3W 120/240 Vac	400	800 A Al	EZM1400CB▼	18.66	\$ 4120.	(1) #1-600 or (2) #1-250
	600	800 A Al	EZM1600CB▼	18.66	5715.	(3) 3/0-500
	800	800 A Al	EZM1800CB▼	18.66	7576.	(3) 3/0-500
	1000	1000 A Al	EZM11000CB▼◇	18.66	10511.	(3) 3/0-500
	1200	1200 A Al/Cu	EZM11200CB△□	30.19	13577.	(4) 1/0-750
	1600	1200 A Al/Cu	EZM11600CB△□	30.19	19936.	(6) 1/0-750

**100,000 RMS Symmetrical Ampere Short Circuit Current Rating
Main Fusible Switches (1Ø Incoming and 1Ø Outgoing)—
Requires 300 Vac Class T Fuses (Order Separately)**

1Ø3W 120/240 Vac	400	800 A Al	EZM1400FS	18.66	2659.	(1) #1-600 or (2) #1-250
	600	800 A Al	EZM1600FS	18.66	4652.	(3) 3/0-500
	800	800 A Al	EZM1800FS	18.66	5981.	(3) 3/0-500
	1200	1200 A Al/Cu	EZM11200FS□	30.19	7709.	(4) 1/0-750

Main Lugs Terminal Boxes (1Ø Incoming and 1Ø Outgoing)◆

1Ø3W 120/240 Vac	225	800 A Al	EZM1225TB	11.50	532.	(1) 4-300
	225	800A Cu	EZM1225TBCU	11.50	581.	(1) 4-300
	400	800 A Al	EZM1400TB	18.66	610.	(2) 3/0-500
	400	800A Cu	EZM1400TBCU	18.66	677.	(2) 3/0-500
	600	800 A Al	EZM1600TB	17.00	665.	(1) 350-750 or (2) 1/0-300
	600	800A Cu	EZM1600TBCU	17.00	810.	(1) 350-750 or (2) 1/0-300
	800	800 A Al	EZM1800TB	23.93	824.	(4) 3/0-500
	800	800A Cu	EZM1800TBCU	23.93	1105.	(4) 3/0-500
	1600	1200 A Al	EZM11600TB□	22.33	2392.	(6) 3/0-600
	1600	1200 A Cu	EZM11600TBCU	22.33	2986.	(6) 3/0-600

Underground Feed Only

System Type	Ampere Rating	Horizontal Cross Bus Rating and Bus Bar Material	Catalog Number Meets EUSERC Requirements	Width (Dim. see pg. 51)	Price	Factory Installed Lug Landings For Use with Crimp-Type Lugs (2-Hole Mounting) Qty. per Phase and Neutral▲
-------------	---------------	--	--	-------------------------	-------	---

**65,000 RMS Symmetrical Ampere Short Circuit Current Rating
Main Circuit Breakers (1Ø Incoming and 1Ø Outgoing)**

1Ø3W 120/240 Vac	400	800 A Al	EZM1400CBU▼	20.46	\$ 4253.	1 (Order Lugs Separately)
	600	800 A Al	EZM1600CBU▼	20.46	6114.	2 (Order Lugs Separately)
	800	800 A Al	EZM1800CBU▼	20.46	7841.	2 (Order Lugs Separately)
	1000	1000 A Al	EZM11000CBU▼◆◇	34.19	11031.	3 (Order Lugs Separately)
	1200	1200 A Al/Cu	EZM11200CBU▼◆◇	34.19	14221.	3 (Order Lugs Separately)
	1600	1200 A Al/Cu	EZM11600CBU△◆◇	30.19	21105.	6 (Order Lugs Separately)

**100,000 RMS Symmetrical Ampere Short Circuit Current Rating
Main Circuit Breakers (1Ø Incoming and 1Ø Outgoing)**

1Ø3W 120/240 Vac	1000	1000 A Al	EZM11000CBU▼◇	34.19	11031.	3 (Order Lugs Separately)
	1200	1200 A Al/Cu	EZM11200CBU▼□	34.19	14221.	3 (Order Lugs Separately)

**100,000 RMS Symmetrical Ampere Short Circuit Current Rating
Main Fusible Switches (1Ø Incoming and 1Ø Outgoing)—
Requires 300 Vac Class T Fuses (Order Separately)**

1Ø3W 120/240 Vac	400	800 A Al	EZM1400FSU	20.46	4120.	1 (Order Lugs Separately)
	600	800 A Al	EZM1600FSU	20.46	6246.	2 (Order Lugs Separately)
	800	800 A Al	EZM1800FSU	20.46	7709.	2 (Order Lugs Separately)
	1200	1200 A Al/Cu	EZM11200FSU□	34.19	9436.	3 (Order Lugs Separately)

Main Lugs Terminal Boxes (1Ø Incoming and 1Ø Outgoing). Supplied with isolated neutral (can not be bonded). ◆

1Ø3W 120/240 Vac	400	800 A Al	EZM1400TBU	16.16	1029.	1 (Order Lugs Separately)
	400	800A Cu	EZM1400TBCU	16.16	1379.	1 (Order Lugs Separately)
	800	800 A Al	EZM1800TBU	24.16	1218.	2 (Order Lugs Separately)
	800	800A Cu	EZM1800TBCU	24.16	1633.	2 (Order Lugs Separately)
	1200	1200 A Al/Cu	EZM11200TBU□	32.16	2483.	3 (Order Lugs Separately)
	1200	1200 A Cu	EZM11200TBCU	32.16	3327.	3 (Order Lugs Separately)

- ▲ For mechanical lugs (3/0 to 600 kcmil) order kit catalog number CMEK4. Price \$91.00. Kit includes 4 lugs only. Multiple kits may be required, consult factory. For crimp-type lugs refer to Anderson Electrical Connector Products Catalog AEC-40R.
- ◆ Has a 100,000 RMS symmetrical ampere short circuit current rating.
- ◇ Has a maximum 100,000 RMS symmetrical short circuit current rating when protected by Class R (600 A Max.) or Class T (800 A Max.) fuses. For other short circuit current ratings refer to table on page 53. Suitable for use on LINE or LOAD side of service equipment. Use to feed type EZMT branch units for 6-Sub Division Rule applications.
- ★ Does not meet EUSERC Standards. Not stocked in PDS, Order only (allow 6 weeks for delivery). Not UL Listed.
- ▼ Available by special order with main circuit breaker supplied with other standard ampere ratings, consult local Field Office (allow 6 weeks for delivery).
- △ Ampere rating of the PA circuit breaker supplied with this main can be changed if field by ordering a different set of rating columns, refer to Digest 173 page 6-25 for listing.
- Supplied with copper horizontal bus bars and aluminum vertical bus bars.
- ◇ May be end mounted to feed branch units with 800 A or 1200 A horizontal cross bus.

For additional information, reference Catalog #4100CT9801.



EZMH114125

1Ø3W EZ Meter-Pak Meter Centers — UL Listed

② Branch Devices—NEMA 3R Construction

Branch Units—1Ø Incoming and 1Ø Outgoing

System Type	Width (Dim. see pg. 51)	Number of Meter Sockets	Horizontal Cross Bus Rating and Bus Bar Material	Ring Type 4-Jaw Meter Socket▲		Ringless Type 5-Jaw Meter Socket		Ringless Type 5-Jaw Meter Socket with Horn Bypass	
				Catalog Number	Price	Catalog Number	Price	Catalog Number	Price
125 A Maximum (Order Type QO, QO-VH or QOH Circuit Breakers Separately)△									
1Ø3W 120/240 Vac 2-Pole Branch Circuit Breakers	12.25	3	800 A Al 800 A Cu	EZM113125 EZM113125CU	\$ 957. 1288.	EZMR113125 EZMR113125CU	\$ 957. 1288.	EZMH113125 EZMH113125CU	\$1170. 1608.
		4	800 A Al 800 A Cu	EZM114125 EZM114125CU	1276. 1767.	EZMR114125 EZMR114125CU	1276. 1767.	EZMH114125 EZMH114125CU	1435. 2007.
		5	800 A Al 800 A Cu	EZM115125 EZM115125CU	1569. 2206.	EZMR115125 EZMR115125CU	1569. 2206.	EZMH115125 EZMH115125CU	1940. 2764.
		6	800 A Al 800 A Cu	EZM116125 EZM116125CU	1861. 2644.	EZMR116125 EZMR116125CU	1861. 2644.	EZMH116125 EZMH116125CU	2366. 3402.

225 A Maximum Branch Units (Order Type QB, QD, QG or QJ Circuit Breakers Separately)△★

1Ø3W 120/240 Vac 2-Pole Branch Circuit Breakers	17.38	2	800 A Al 800 A Cu	EZM112225 EZM112225CU	1515. 2126.	EZMR112225 EZMR112225CU	1515. 2126.	EZMH112225 EZMH112225CU	1649. 2326.
		3	800 A Al 800 A Cu	EZM113225 EZM113225CU	1861. 2644.	EZMR113225 EZMR113225CU	1861. 2644.	EZMH113225 EZMH113225CU	2046. 2923.
		4	800 A Al 800 A Cu	EZM114225 EZM114225CU	2392. 3441.	EZMR114225 EZMR114225CU	2392. 3441.	EZMH114225 EZMH114225CU	2685. 3881.
		5	1200 A Al/Cu 1200 A Cu	EZM115225 EZM115225CU	3143. 4459.	EZMR115225 EZMR115225CU	3143. 4459.	EZMH115225 EZMH115225CU	3143. 5198.

225 A Maximum Commercial Branch Units (Order Type QB, QD, QG or QJ Circuit Breakers Separately)★

System Type	Number of Meter Sockets	Horizontal Cross Bus Rating and Bus Bar Material	Ringless Type 5-Jaw Meter Socket with Lever Bypass and Jaw Release▼			Ring Type 5-Jaw Meter Socket with Test Block Bypass. Meets EUSERC Requirements			
			Catalog Number	Width (Dim. see pg. 51)	Price	Catalog Number	Width (Dim. see pg. 51)	Price	
1Ø3W 120/240 Vac 2-Pole Branch Circuit Breakers	1	1200 A Al/Cu 1200 A Cu 1200 A Al/Cu	EZML111225	19.44	\$1635. 2453. 1717.	EZMT111225♦	22.42	\$2258.	
			EZML111225CU		
			EZML111225D■		
			EZML112225			19.44			2977. 4466. 3126.
EZML112225CU							
EZML112225D■							
EZML113225	19.44	4386. 6579. 4605.	EZMT113225♦□	22.42	6143.				
EZML113225CU					
EZML113225D■					
EZML114225			19.44			5875. 8813. 6169.
EZML114225CU							
EZML114225D■							

400 A Maximum Commercial Branch Units

System Type	Number of Meter Sockets	Main Cross Bus Rating and Bus Bar Material	Ringless Type 5-Jaw Meter Socket with Lever Bypass and Jaw Release—400 A Type LAL Branch Circuit Breaker Included Factory Installed.★▼◇			Ringless Type K Bolt-On 4-Jaw Meter Socket with Manual Bypass—400A Type DJM Branch Circuit Breaker Included Factory Installed. Ampere rating field adjustable from 160 A–400 A.		
			Catalog Number	Width (Dim. see pg. 51)	Price	Catalog Number	Width (Dim. see pg. 51)	Price
1Ø3W 120/240 Vac 2-Pole Branch Circuit Breakers	1	1200 A Al/Cu 1200 A Cu	EZML111400 EZML111400CU	23.21	\$ 3987. 5981.	EZMK111400	27.56	\$4949.
	2	1200 A Al/Cu 1200 A Cu	EZML112400 EZML112400CU	23.21	7975. 11963.	EZMK112400	27.56	9687.

▲ Snap-on aluminum sealing rings supplied as standard.
 ■ Supplied with removable drip hood and equipped with an indoor top endwall with knockouts provided.
 ♦ Supplied with bondable neutral, suitable for use as service equipment. Use main lugs tapbox type EZM-TBU for 6-Sub Division Rule applications to feed this device. Supplied with copper horizontal bus bars and aluminum vertical bus bars.
 ★ Device has limited short circuit current rating, refer to page 53.
 ▼ Supplied with Class 320 meter socket.
 △ For 1200A main cross bus add suffix "X" to catalog number (Example: EZM314125X). Add \$147. per device. Allow 6 weeks for delivery.
 □ Does not meet EUSERC 48" minimum / 75" maximum meter height requirements for outdoor installations.
 This device measures 37" minimum / 75" maximum. EUSERC indoor requirements are 36" minimum / 75" maximum.
 ◇ Not UL Listed.
 ★ Type QO, QO-VH and QOH branch circuit breakers (40 A–60 A) may be installed with use of EZM125QOA adapter kits, refer to page 50.

For additional information, reference Catalog #4100CT9801.

DE4

Discount
 Schedule

© 2004 Schneider Electric
 All Rights Reserved
 6/7/04



EZML113225



EZMT111225

**3Ø4W EZ METER-PAK Meter Centers—
UL Listed**

Select EZM meter center short circuit current rating RMS symmetrical amperes from table on page 53. Using this table as a reference, make the following selections:

- ① Select three phase EZM main device below with an equal or higher short circuit rating than the application.
- ② Select EZM three phase branch units from page 48 and 49.
- ③ Select proper 2-pole type QO, QO-VH, QOH, QBP-TM, QDP-TM, QGP-TM or QJP-TM or 3-pole QBP-TM, QDP-TM, QGP-TM or QJP-TM branch circuit breakers for use as tenant mains in branch unit; page 50.
- ④ Select accessories as required, page 50.
- ⑤ Dimensions, page 51.



EZM3600FS



EZM31600CB

① **Main Devices—NEMA 3R Construction**

Overhead/Underground Feed

System Type	Ampere Rating	Horizontal Cross Bus Rating and Bus Bar Material	Catalog Number	Width (Dim. see pg. 51)	Price	Line Side Lug and Wire Size (AWG—kcmil) Conductor Qty. per Phase and Neutral (Factory Installed)
-------------	---------------	--	----------------	-------------------------	-------	--

**65,000 RMS Symmetrical Ampere Short Circuit Current Rating
Main Circuit Breakers (3Ø Incoming and 3Ø Outgoing)**

3Ø4W 208Y/120 Vac OR 240/120 Vac DELTA	400	800 A Al	EZM3400CB▼	18.66	\$ 4413.	(1) #1–600 or (2) #1–250
	600	800 A Al	EZM3600CB▼	18.66	6831.	(3) 3/0–500
	800	800 A Al	EZM3800CB▼	18.66	9100.	(3) 3/0–500
240/120 Vac DELTA	1000	1000 A Al	EZM31000CB▼★	18.66	11351.	(3) 3/0–500
	1200	1200 A Al/Cu	EZM31200CB△□	30.19	15418.	(4) 1/0–750
	1600	1200 A Al/Cu	EZM31600CB△□	30.19	23525.	(6) 1/0–750

**100,000 RMS Symmetrical Ampere Short Circuit Current Rating
Main Fusible Switches (3Ø Incoming and 3Ø Outgoing)—
Requires 300 Vac Class T Fuses (Order Separately)**

3Ø4W 208Y/120 Vac OR 240/120 Vac DELTA	400	800 A Al	EZM3400FS	18.66	2977.	(1) #1–600 or (2) #1–250
	600	800 A Al	EZM3600FS	18.66	5582.	(3) 3/0–500
	800	800 A Al	EZM3800FS	18.66	7710.	(3) 3/0–500

Main Lugs Terminal Boxes (3Ø Incoming and 3Ø Outgoing)♦

3Ø4W 208Y/120 Vac OR 240/120 Vac DELTA	225	800 A Al	EZM3225TB	11.50	675.	(1) 4–300
	225	800A Cu	EZM3225TBCU	11.50	749.	(1) 4–300
	400	800 A Al	EZM3400TB	18.66	742.	(2) 3/0–500
	400	800A Cu	EZM3400TBCU	18.66	1286.	(2) 3/0–500
	600	800 A Al	EZM3600TB	17.00	797.	(1) 350–750 or (2) 1/0–300
	600	800A Cu	EZM3600TBCU	17.00	1415.	(1) 350–750 or (2) 1/0–300
240/120 Vac DELTA	800	800 A Al	EZM3800TB	23.93	961.	(4) 3/0–500
	800	800A Cu	EZM3800TBCU	23.93	2363.	(4) 3/0–500
1600	1200 A Al	EZM31600TB□	22.33	2685.	(6) 3/0–600	
	1200 A Cu	EZM31600TBCU	22.33	3576.	(6) 3/0–600	

Underground Feed Only

System Type	Ampere Rating	Horizontal Cross Bus Rating and Bus Bar Material	Catalog Number Meets EUSERC Requirements	Width (Dim. see pg. 51)	Price	Factory Installed Lug Landings For Use with Crimp-Type Lugs (2-Hole Mounting) Qty. per Phase and Neutral▲
-------------	---------------	--	--	-------------------------	-------	---

**65,000 RMS Symmetrical Ampere Short Circuit Current Rating
Main Circuit Breakers (3Ø Incoming and 3Ø Outgoing)**

3Ø4W 208Y/120 Vac OR 240/120 Vac DELTA	400	800 A Al	EZM3400CBU▼	20.46	\$ 4785.	1 (Order Lugs Separately)
	600	800 A Al	EZM3600CBU▼	20.46	7204.	2 (Order Lugs Separately)
	800	800 A Al	EZM3800CBU▼	20.46	9410.	2 (Order Lugs Separately)
240/120 Vac DELTA	1000	1000 A Al	EZM31000CBU▼★	34.19	11962.	3 (Order Lugs Separately)
	1200	1200 A Al/Cu	EZM31200CBU▼□	34.19	16215.	3 (Order Lugs Separately)
	1600	1200 A Al/Cu	EZM31600CBU△□★	30.19	24780.	6 (Order Lugs Separately)

**100,000 RMS Symmetrical Ampere Short Circuit Current Rating
Main Fusible Switches (3Ø Incoming and 3Ø Outgoing)—
Requires 300 Vac Class T Fuses (Order Separately)**

3Ø4W, 208Y/120 Vac OR 240/120 Vac DELTA	1000	1000 A Al	EZM31000CBU▼★	34.19	11962.	3 (Order Lugs Separately)
	1200	1200 A Al/Cu	EZM31200CBU▼□	34.19	16215.	3 (Order Lugs Separately)

**Main Fusible Switches (3Ø Incoming and 3Ø Outgoing)—
Requires 300 Vac Class T Fuses (Order Separately)**

3Ø4W 208Y/120 Vac OR 240/120 Vac DELTA	400	800 A Al	EZM3400FSU	20.46	4652.	1 (Order Lugs Separately)
	600	800 A Al	EZM3600FSU	20.46	7576.	2 (Order Lugs Separately)
	800	800 A Al	EZM3800FSU	20.46	10101.	2 (Order Lugs Separately)

Main Lugs Terminal Boxes (3Ø Incoming and 3Ø Outgoing). Supplied with isolated neutral (can not be bonded). ♦

3Ø4W 208Y/120 Vac OR 240/120 Vac DELTA	400	800 A Al	EZM3400TBU	16.16	1225.	1 (Order Lugs Separately)
	400	800 A Cu	EZM3400TBCU	16.16	1642.	1 (Order Lugs Separately)
	800	800 A Al	EZM3800TBU	24.16	1400.	2 (Order Lugs Separately)
	800	800 A Cu	EZM3800TBCU	24.16	1875.	2 (Order Lugs Separately)
	1200	1200 A Al/Cu	EZM31200TBU□	32.16	2975.	3 (Order Lugs Separately)
	1200	1200 A Cu	EZM31200TBCU	32.16	3986.	3 (Order Lugs Separately)

- ▲ For mechanical lugs (3/0 to 600 kcmil) order kit catalog number CMEK4. Price \$91.00. Kit includes 4 lugs only. Multiple kits may be required, consult factory. For crimp-type lugs refer to Anderson Electrical Connector Products Catalog AEC-40R.
- ♦ Has a 100,000 RMS symmetrical ampere short circuit current rating.
- ◆ Has a maximum 100,000 RMS symmetrical short circuit current rating when protected by Class R (600 A Max.) or Class T (800 A Max.) fuses. For other short circuit current ratings refer to table on page 53. Suitable for use on LINE or LOAD side of service equipment. Use to feed type EZMT branch units for 6-Sub Division Rule applications.
- ★ Does not meet EUSERC requirements. Not stocked in PDS, order only (allow 6 weeks for delivery). Not UL Listed.
- ▼ Available by special order with main circuit breaker supplied with other standard ampere ratings, consult your nearest Square D/Schneider Electric sales office (allow 6 weeks for delivery).
- △ Ampere rating of the PA circuit breaker supplied with this main can be changed if field by ordering a different set of rating columns, refer to Digest 173 page 6-25 for listing.
- Supplied with copper horizontal bus bars and aluminum vertical bus bars.
- ◇ May be end mounted to feed branch units with 800 A or 1200 A horizontal cross bus.

For additional information,
reference Catalog #4100CT9801.

Metering

EZ METER-PAK® Meter Centers
Three Phase—Indoor/Rainproof

SQUARE D
www.SquareD.com
For the most up-to-date information



EZML313225

304W EZ Meter-Pak Meter Centers — UL Listed

② Branch Devices—NEMA 3R Construction

Branch Units—3Ø Incoming and 1Ø Outgoing

System Type	Width (Dim. see pg. 51)	Number of Meter Sockets	Horizontal Cross Bus Rating and Bus Bar Material	Ring Type 5-Jaw Meter Socket▲		Ringless Type 5-Jaw Meter Socket		Ringless Type 5-Jaw Meter Socket with Horn Bypass		
				Catalog Number	Price	Catalog Number	Price	Catalog Number	Price	
125 A Maximum (Order Type QO, QO-VH or QOH Circuit Breakers Separately)▲□★										
304W 208Y/120 Vac 5-Jaw-Meter Socket 2-Pole Branch Circuit Breakers	12.25	3	800 A Al	EZM313125	\$1036.	EZMR313125	\$1036.	EZMH313125	\$1250.	
			800 A Cu	EZM313125M10■	2835.		
			800 A Cu	EZM313125CU	1408.	EZMR313125CU	1408.	EZMH313125CU	1727.	
		4	800 A Al	EZM314125	1356.	EZMR314125	1359.	EZMH314125	1649.	
			800 A Cu	EZM314125M10■	3780.	
			800 A Cu	EZM314125CU	1887.	EZMR314125CU	1891.	EZMH314125CU	2326.	
		5	800 A Al	EZM315125	1728.	EZMR315125	1728.	EZMH315125	2074.	
			800 A Cu	EZM315125M10■	4725.	
		6	800 A Cu	EZM315125CU	2445.	EZMR315125CU	2445.	EZMH315125CU	2964.	
			800 A Al	EZM316125	1994.	EZMR316125	1994.	EZMH316125	2525.	
				800 A Cu	EZM316125CU	2844.	EZMR316125CU	2844.	EZMH316125CU	3641.

225 A Maximum (Order Type QB, QD, QG or QJ Circuit Breakers Separately)▲★□

304W 208Y/120 Vac 5-Jaw-Meter Socket 2-Pole Branch Circuit Breakers	17.38	2	800 A Al	EZM312225	\$1515.	EZMR312225	\$1515.	EZMH312225	\$1649.
			800 A Cu	EZM312225CU	2126.	EZMR312225CU	2126.	EZMH312225CU	2326.
		3	800 A Al	EZM313225	1861.	EZMR313225	1861.	EZMH313225	2074.
			800 A Cu	EZM313225CU	2644.	EZMR313225CU	2644.	EZMH313225CU	2964.
		4	800 A Al	EZM314225	2499.	EZMR314225	2499.	EZMH314225	2765.
			800 A Cu	EZM314225CU	3602.	EZMR314225CU	3602.	EZMH314225CU	4001.
		5	1200 A Al/Cu	EZM315225	3280.	EZMR315225	3638.	EZMH315225	3812.
			1200 A Cu	EZM315225CU	4660.	EZMR315225CU	4832.	EZMH315225CU	5128.

225 A Maximum Commercial Branch Units

System Type	Number of Meter Sockets	Horizontal Cross Bus Rating and Bus Bar Material	Ringless Type Meter Socket without Bypass			Ringless Type Meter Socket with Lever Bypass and Jaw Release★			Ring Type Meter Socket with Test Block Bypass. Meets EUSERC Requirements			
			Catalog Number	Width (Dim. see pg. 51)	Price	Catalog Number	Width (Dim. see pg. 51)	Price	Catalog Number	Width (Dim. see pg. 51)	Price	
3Ø Incoming and 3Ø Outgoing▲ (Order Type QB, QD, QG or QJ circuit breakers separately)★												
304W 208Y/120 Vac 5-Jaw Meter Sockets 2-Pole Branch Circuit Breakers	1	1200 A Al/Cu	EZMT311225■	22.42	\$2363.	
		1200 A Al/Cu	EZML312225	EZMT312225■	22.42	4463.	
		1200 A Cu	EZML312225CU	19.44	\$2844.	
		1200 A Al/Cu	EZML312225D★	...	2986.	
		3	1200 A Al/Cu	EZML313225	EZMT313225■◇	22.42	6694.
			1200 A Cu	EZML313225CU	19.44	4280.
		4	1200 A Al/Cu	EZML313225D★	...	4494.
			1200 A Al/Cu	EZML314225	EZMT314225■◇
		4	1200 A Cu	EZML314225CU	19.44	5821.
			1200 A Al/Cu	EZML314225D★	...	8732.
				1200 A Al/Cu	6112.

3Ø Incoming and 3Ø Outgoing (Order QB, QD, QG or QJ circuit breakers separately)

304W 240/120 Vac DELTA or 208Y/120 Vac 7-Jaw Meter Socket 3-Pole Branch Circuit Breakers	1	1200 A Al/Cu	EZML331225	EZMT331225■	22.42	2625.	
		1200 A Cu	EZML331225CU	19.44	1861.	
		1200 A Al/Cu	EZML331225D★	...	2791.	
		2	1200 A Al/Cu	EZMR332225	EZML332225	EZMT332225■	22.42	4638.
			1200 A Cu	EZMR332225CU	19.44	\$3124.	EZML332225CU	19.44	3403.
		3	1200 A Al/Cu	EZML332225D★	...	5105.
			1200 A Cu	EZML333225	...	3573.
		4	1200 A Al/Cu	EZMR333225	19.44	4891.	EZML333225CU	19.44	5196.	EZMT333225■◇	22.42	6869.
			1200 A Cu	EZMR333225CU	...	7336.	EZML333225D★	...	7795.
		4	1200 A Al/Cu	EZML334225
			1200 A Cu	EZMR334225	19.44	6779.	EZML334225CU	19.44	7111.
				1200 A Al/Cu	EZML334225D★	...	10666.
		1200 A Al/Cu	7476.		

▲ Snap-On aluminum sealing rings supplied as standard.

■ Distance between meter sockets as measured from centerline to centerline is 10 inches.

◆ For 240/120 Vac DELTA Systems add Suffix "CA" to catalog number (Example: EZM314125CA). All meter sockets are phased A and C only. Price remains the same as the base catalog number. Order only branch units, not stocked in PDS (6-week delivery).

★ Supplied with removable drip hood and equipped with an indoor top endwall with knockouts provided.

▼ Supplied with bondable neutral, suitable for use as service equipment. Use main lugs tap box type EZM-TBU for 6-Sub Division Rule applications to feed this device. Supplied with copper horizontal bus bars and aluminum vertical bus bars.

△ Supplied with Class 320 meter socket.

□ For 1200 A main cross bus, add suffix "X" to catalog number. Example: EZMR313125X. Add \$147. per device. Allow 6 weeks for delivery.

◇ Does not meet EUSERC 48" minimum/75" maximum meter height requirements as measured from grade level to centerline on meter. This device measures 37" minimum/75" maximum

★ Type QO, QO-VH and QOH branch circuit breakers (40 A–60 A) may be installed with use of EZM125QOA adapter kits, refer to page 50.

For 400 A maximum Commercial Branch Units, see page 49.

For additional information, reference Catalog #4100CT9801.


METERING EQUIPMENT



EZMT311225



EZMT311225 Without Cover



EZM311400

3Ø4W EZ Meter-Pak Meter Centers — UL Listed

② Branch Devices—NEMA 3R Construction (Continued)

400 A Maximum Commercial Branch Units

System Type	Number of Meter Sockets	Horizontal Cross Bus Rating	Ringless Type Meter Socket with Lever Bypass and Jaw Release— 400 A Type LAL Branch Circuit Breaker Included Factory Installed. ♦ ★			Ringless Type K Bolt-On Meter Socket with Manual Bypass— 400 A Type DJM Branch Circuit Breaker Included Factory Installed. Ampere rating field adjustable from 160 A–400 A.		
			Catalog Number	Width (Dim. see pg. 51)	Price	Catalog Number	Width (Dim. see pg. 51)	Price
3Ø Incoming and 1Ø Outgoing▲								
3Ø4W 208Y/120 Vac 5-Jaw Meter Socket 2-Pole Branch Circuit Breakers	1	1200 A Al/Cu 1200 A Cu	EZML311400 ■ EZML311400CU	23.21	\$ 3987. 5981.	EZMK311400	27.56	\$ 5949.
	2	1200 A Cu	EZML312400 ■ EZML312400CU	23.21	7975. 11963.	EZMK312400	27.56	11689.
3Ø Incoming and 3Ø Outgoing								
3Ø4W 240/120 Vac DELTA or 208Y/120 Vac 7-Jaw Meter Socket 3-Pole Branch Circuit Breakers	1	1200 A Al/Cu 1200 A Cu	EZML331400 ■ EZML331400CU	23.21	4652. 6977.	EZMK331400	27.56	\$ 7010.
	2	1200 A Al/Cu 1200 A Cu	EZML332400 ■ EZML332400CU	23.21	9304. 13957.	EZMK332400	27.56	13810.

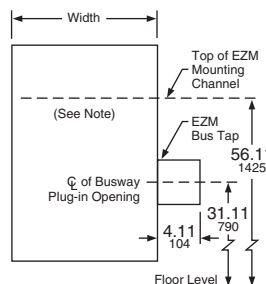
- ▲ For 240/120 Vac DELTA Systems add Suffix "CA" to catalog number (Example: EZML312400CA). All meter sockets are phased A and C only. Price remains the same as the base catalog number. "Order only" branch units, not stocked in PDS (4–6 week delivery). Order point Lexington.
- Supplied with copper horizontal bus bars and aluminum vertical bus bars.
- ♦ Device has limited short circuit current rating, refer to page 53.
- ★ Supplied with Class 320 meter socket.

EZM Main with Busway Tap

EZ METER-PAK metering equipment is available for use in high rise applications for connection to 800 A–5000 A I-LINE® or I-LINE II plug-in busway installed as a vertical riser. Three phase only EZM main devices in the form of a main circuit breaker or main fusible switch are available with an integral busway tap extending from the right or left side of the main device and phased to align with the busway for either neutral front or neutral back installations.

BUSWAY Mains, three phase only (Indoor only) ordering instructions:

- Step #1: Determine height to center line of busway plug-in opening, check local utility requirements for minimum and maximum meter socket heights.
- Step #2: Determine side of EZM main section for busway tap to extend from (busway tap is an integral part of the main and extends to the left or right on the EZM device as viewed from the front).
- Step #3: Check phasing of busway riser to insure that it matches phasing of busway tap on main section (indicated as neutral front or neutral back as viewed from the front).
- Step #4: Select catalog number from tables below.
- Step #5: Busway main devices are built to order specials and require 4 to 6 weeks for delivery (order point Lexington).



EZM3800CBNFBTR

EZM Mains with Busway Tap (Three Phase Only—note positioning left or right below)

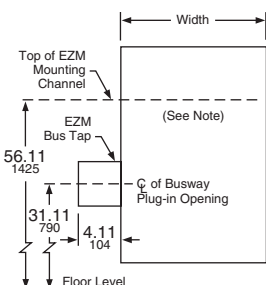
Ampere Rating	Width (IN)	Horizontal Cross Bus Rating	Main Circuit Breaker with Busway Tap ▼			Main Fusible Switch with Busway Tap △		
			Neutral Front	Neutral Back	Price	Neutral Front	Neutral Back	Price
Busway to RIGHT of metering equipment lineup								
400	18.66	800 A Al	EZM3400CBNFBTR	EZM3400CBNBBTR	\$ 5924.	EZM3400FSNFBTR	EZM3400FSNBBTR	\$4488.
600	18.66	800 A Al	EZM3600CBNFBTR	EZM3600CBNBBTR	8342.	EZM3600FSNFBTR	EZM3600FSNBBTR	7093.
800	18.66	800 A Al	EZM3800CBNFBTR	EZM3800CBNBBTR	10496.	EZM3800FSNFBTR	EZM3800FSNBBTR	9220.
1000	18.66	1000 A Al	EZM31000CBNFBTR★	EZM31000CBNBBTR★	12861.
1200	30.19	1200 A Al/Cu	EZM31200CBNFBTR □ ♦	EZM31200CBNBBTR □ ♦	16929.

Busway to LEFT of metering equipment lineup

400	18.66	800 A Al	EZM3400CBNFBTL	EZM3400CBNBBTL	\$ 5924.	EZM3400FSNFBTL	EZM3400FSNBBTL	\$4488.
600	18.66	800 A Al	EZM3600CBNFBTL	EZM3600CBNBBTL	8342.	EZM3600FSNFBTL	EZM3600FSNBBTL	7093.
800	18.66	800 A Al	EZM3800CBNFBTL	EZM3800CBNBBTL	10496.	EZM3800FSNFBTL	EZM3800FSNBBTL	9220.
1000	18.66	1000 A Al	EZM31000CBNFBTL★	EZM31000CBNBBTL★	12861.
1200	30.19	1200 A Al/Cu	EZM31200CBNFBTL □ ♦	EZM31200CBNBBTL □ ♦	16929.

- ▼ Has a maximum 65,000 RMS symmetrical short circuit current rating.
- △ Has a 100,000 RMS symmetrical ampere short circuit current rating.
- Supplied with copper horizontal bus bars and aluminum vertical bus bars.
- ♦ Requires use of branch units supplied with 1200 A horizontal cross bus.
- ★ May be end mounted to feed branch units with 800 A or 1200 A horizontal cross bus.

Note: Dimensions shown will position the centerline of top meter socket of a 125 A, 5-Gang or 6-Gang branch unit at 72" above floor level. Check with utility to meet local requirements.



EZM3800FSNBBTL

For additional information, reference Catalog #4100CT9801.



QO2100VH
 2-Pole, Plug-on Type
 Circuit Breaker



QDP2200TM
 2-Pole, Bolt-on Type
 Circuit Breaker

③ Tenant Circuit Breakers

Poles	Ampere Rating	10 kA AIR		22 kA AIR		42 kA AIR		100 kA AIR	
		Cat. No.	Price	Cat. No.	Price	Cat. No.	Price	Cat. No.	Price
125 A Max. EZM Branch Unit Tenant Circuit Breakers									
2	40	QO240	\$ 44.70	QO240VH	\$ 97.00	QOH240	\$ 211.00
	50	QO250	44.70	QO250VH	97.00	QOH250	211.00
	60	QO260	44.70	QO260VH	97.00	QOH260	211.00
	70	QO270	89.00	QO270VH	149.00	QOH270	352.00
	80	QO280	126.00	QO280VH	210.00	QOH280	434.00
	90	QO290	126.00	QO290VH	210.00	QOH290	434.00
	100	QO2100	126.00	QO2100VH	210.00	QOH2100	434.00
	110	QO2110	285.00	QO2110VH	689.00	QOH2110	926.00
	125	QO2125	285.00	QO2125VH	689.00	QOH2125	926.00

Poles	Ampere Rating	10 kA AIR		25 kA AIR		65 kA AIR		100 kA AIR	
		Cat. No.	Price	Cat. No.	Price	Cat. No.	Price	Cat. No.	Price
225 A Max. EZM Branch Unit Tenant Circuit Breakers									
2	40	QO240	\$ 44.70	QO240VH▲	\$ 97.00	QOH240■	\$ 211.00
	50	QO250	44.70	QO250VH▲	97.00	QOH250■	211.00
	60	QO260	44.70	QO260VH▲	97.00	QOH260■	211.00
	70	QBP22070TM	316.00	QDP22070TM	762.00	QGP22070TM	1014.00	QJP22070TM	\$1260.00
	80	QBP22080TM	316.00	QDP22080TM	762.00	QGP22080TM	1014.00	QJP22080TM	1260.00
	90	QBP22090TM	316.00	QDP22090TM	762.00	QGP22090TM	1014.00	QJP22090TM	1260.00
	100	QBP22100TM	316.00	QDP22100TM	762.00	QGP22100TM	1014.00	QJP22100TM	1260.00
	125	QBP22125TM	316.00	QDP22125TM	762.00	QGP22125TM	1014.00	QJP22125TM	1260.00
	150	QBP22150TM	316.00	QDP22150TM	762.00	QGP22150TM	1014.00	QJP22150TM	1260.00
	175	QBP22175TM	316.00	QDP22175TM	762.00	QGP22175TM	1014.00	QJP22175TM	1260.00
3	70	QBP32070TM	\$ 832.00	QDP32070TM	\$1189.00	QGP32070TM	\$1628.00	QJP32070TM♦	\$1864.00
	80	QBP32080TM	832.00	QDP32080TM	1189.00	QGP32080TM	1628.00	QJP32080TM♦	1864.00
	90	QBP32090TM	832.00	QDP32090TM	1189.00	QGP32090TM	1628.00	QJP32090TM♦	1864.00
	100	QBP32100TM	832.00	QDP32100TM	1189.00	QGP32100TM	1628.00	QJP32100TM♦	1864.00
	125	QBP32125TM	832.00	QDP32125TM	1189.00	QGP32125TM	1628.00	QJP32125TM♦	1864.00
	150	QBP32150TM	832.00	QDP32150TM	1189.00	QGP32150TM	1628.00	QJP32150TM♦	1864.00
	175	QBP32175TM	832.00	QDP32175TM	1189.00	QGP32175TM	1628.00	QJP32175TM♦	1864.00
	200	QBP32200TM	832.00	QDP32200TM	1189.00	QGP32200TM	1628.00	QJP32200TM♦	1864.00
	225	QBP32225TM	832.00	QDP32225TM	1189.00	QGP32225TM	1628.00	QJP32225TM♦	1864.00

- ▲ QO-VH tenant circuit breaker is rated 22 kA AIR max.
- QOH tenant circuit breaker is rated 42 kA AIR max.
- ♦ 3-pole QJP tenant circuit breaker is rated 65 kA AIR max. at 240/120 Vac, 3-Phase, 4-Wire High Leg DELTA, or 100kA AIR max. at 208Y/120 Vac, 3-Phase, 4-Wire.

For additional information,
 reference Catalog
 #4100CT9801.

④ Accessories

Description	Catalog Number	Price
FIFTH JAW KIT (1 per kit)	5J★	\$ 12.20
Secondary Surge Arrester Mounting Kit For use with 1 or 2-SDSA1175 or 1-SDSA3650 (order surge arrester separately)	MMSAMK▼	53.00
Transition Section, 1200 A (10.7" wide) Add right of old style 1Ø EZM lineup	EZM1TRANR	158.00
Add right of old style 3Ø EZM lineup	EZM3TRANR	168.00
Add left of old style 1Ø EZM lineup	EZM1TRANL	210.00
Add left of old style 3Ø EZM lineup	EZM3TRANL	221.00
1200 A 1Ø3W BUSSED EXTENSION (Indoor/Outdoor)	EZM1EXT	511.00
1200 A 1Ø3W BUSSED CORNER for INSIDE CORNER (NEMA 1 indoor only)	EZM1CORNER	1192.00
1200 A 3Ø4W BUSSED EXTENSION (Indoor/Outdoor)	EZM3EXT	644.00
1200 A 3Ø4W BUSSED CORNER for INSIDE CORNER (NEMA 1 indoor only)	EZM3CORNER	1478.00
1200 A, 1-Phase, 3-Wire BUSSED ELBOW for OUTSIDE CORNER (NEMA 1 indoor only)	EZM1ELBOW	1192.00
1200 A, 3-Phase, 4-Wire BUSSED ELBOW for OUTSIDE CORNER (NEMA 1 indoor only)	EZM3ELBOW	1478.00
Stud Kit for 400 A TAP BOX includes (2) 1/2"-13 studs per pad and mounting hardware. Four pads per kit.	EZMSK2	164.00
Stud Kit for 800 A TAP BOX includes (4) 1/2"-13 studs per pad and mounting hardware. Four pads per kit.	EZMSK4	328.00
LEXAN METER SOCKET CLOSING PLATE Not for use on commercial sockets.	29007	6.70
Q2 CIRCUIT BREAKER CLOSING PLATE	EZMPCP	7.40
MOUNTING CHANNEL (72" long)	EZM72MC	42.00
METAL CLOSING PLATE For use only on Type EZML and EZMR (3Ø IN-3Ø OUT) branch units.	RSG4	81.00
SEALING RINGS: SNAP-ON (Stainless Steel)	ARP00026	11.10
SCREW-Type (Aluminum)	29008W	13.40
LATCH-Type (Aluminum)-standard	2920910001	5.00
HORN BYPASS KIT (use with type EZMR 1Ø meter socket only)	MMHB	11.10
BARREL LOCK KIT For use on ringless EZM or MP branch unit covers, includes 6 each of head protectors, lock nuts and sealing caps. (Barrel lock not included.)	MMBLC	44.10
QO ADAPTER for BOLT-ON Q-frame Tenant Circuit Breakers (40-60 A, 2-Pole)	EZM125QOA	182.00
EQUIPMENT GROUND TERMINAL	Included

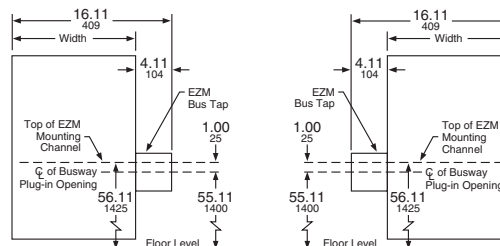
④ Accessories (Continued)

Description	Catalog Number	Price
SLIDER TYPE MANUAL CIRCUIT CLOSER (for one Ring Type socket only): 125-200 A (Indoor/Outdoor)	MM200MB△□	114.00
ANTI-INVERSION CLIP Rejects use of 100 A and 200 A meters in Class 320 meter sockets in Type EZML branch units.	59676	5.30
Al/Cu Lug Kits (Each kit includes three, 2-barrel lugs.) (1) #1/0-600 kcmil or (2) #1/0-250 kcmil per lug	MMLK250	100.00
(2) #3/0-500 kcmil per lug	MMLK500	133.00
(3) #2-600 kcmil per lug	MMLK600	155.00

- ★ All sockets include 5th Jaw Factory installed except EZM11... devices.
- ▼ Consult your nearest Square D/Schneider Electric sales office for details.
- △ Meter center short circuit current rating is 10,000 RMS symmetrical amperes with manual circuit closers installed (bypass is not designed for use as continuous duty).
- For use on ring type meter sockets only.

Busway Transition Section

EZM busway transition section provides no overcurrent protection for the downstream EZM branch units. Tenant main circuit breakers in these branch units must be selected as "fully rated" equipment. (Examples: QO for 10 kA, QO-VH for 22 kA or QOH for 42 kA.)



Ampere Rating	Neutral Front	Neutral Back	Width (IN)	Price
EZM Busway Transition Sections (three phase only)				
I-LINE® Busway located on RIGHT side of EZM Transition Section				
1200	EZM3BUSRF	EZM3BUSRB	12.00	\$2625.
I-LINE Busway located on LEFT side of EZM Transition Section				
1200	EZM3BUSLF	EZM3BUSLB	12.00	2625.

240 Vac Maximum, NEMA 3R Construction Meter Centers for use on AC-Systems. Suitable for use as Service Equipment.

Utility Company Requirements: Review local utility requirements to ensure that metering equipment meets their standards.

EZ METER-PAK meter center enclosures meet NEC wire bending requirements, and are designed for wall mounting only (not suitable for floor mounting). All unmetrated conductor compartments are sealable by the utility company.

EZ METER-PAK meter centers have UL Listed short circuit current ratings up to 100,000 RMS symmetrical amperes at 240 Vac when properly applied. Refer to table below for details and appropriate downstream load centers and panelboards.

Suitable incoming services for an EZM main device and available outgoing feeder(s) to downstream panelboards from EZM branch section(s):

Incoming Service to Main Device 120/240 Vac, 1Ø3W:

Available outgoing feeder(s) to downstream panelboards:

- 120/240 Vac, 1Ø3W
 (4-jaw ring type meter sockets, 2-pole circuit breakers)
 (5-jaw ringless meter sockets, 2-pole circuit breakers)

Incoming Service to Main Device 240/120 Vac, 3Ø4W Delta:

Available outgoing feeder(s) to downstream panelboards:

- 120/240 Vac, 1Ø3W
 (Fed from transformer's "A-Phase" and "C-Phase" only.) NOTE: Connection to High-Leg "B-Phase" not permitted for this service (4-jaw ring type meter sockets, 2-pole circuit breakers)
 (5-jaw ringless meter sockets, 2-pole circuit breakers)
 Standard 3-Phase IN/1-Phase OUT branch units **are not suitable for use on this DELTA System**. Special branch units are available for this System by adding suffix: "CA" to catalog number (Typical Examples: EZM313125CA, EZMH314200CA, etc.).
- 240/120 Vac, 3Ø4W Delta
 (7-jaw meter sockets, 3-pole circuit breakers)

Incoming Service to Main Device 208Y/120 Vac, 3Ø4W:

Available outgoing feeder(s) to downstream panelboards:

- 120/208 Vac, 1Ø3W
 (5-jaw meter sockets, 2-pole circuit breakers)
- 208Y/120 Vac, 3Ø4W
 (7-jaw meter sockets, 3-pole circuit breakers)

Main Devices:

- 1200 A main disconnect or terminal box **must be center mounted** when used with branch devices with main bus rated 800 A.
- 1600 A main disconnect or terminal box **must be center mounted**.
- 400, 800 and 1200 A type EZM-TBU tap boxes supplied with lug landings to meet EUSERC requirements.

Main Circuit Breaker, ratings: 400, 600, 800, 1000, 1200, and 1600 A

Main Fusible Switch, ratings: 400, 600, 800, and 1200 A (1 phase, 3 wire only)

Main Lugs Terminal Box, ratings: 225 A, 400, 600, 800, 1200, and 1600 A

Branch Unit:

- **125 A and 225 A residential branch units**, available in ring or ringless type construction and supplied with 800 A horizontal cross bus. For all-copper bussing, add suffix "CU" to catalog number (Example: EZM314125CU). Plug-in style meter sockets are available as ring type **EZM** without bypass, ringless type **EZMR** without bypass, and ringless type **EZMH** with horn bypass. For 1200 A main cross bus, add suffix "X" to catalog number (Example: EZM314125X).
- **225 A commercial branch units**, available in ring or ringless type construction and supplied with 1200 A horizontal cross bus. For all-copper bussing, add suffix "CU" to catalog number (Example: EZML334200CU). Plug-in style meter sockets are available as ringless type **EZMR** without bypass, ringless type **EZML** with lever bypass and ring type **EZMT** with test block bypass (meets EUSERC requirements).
- **400 A branch units**, Type **EZML** branch units are available in ringless type construction, supplied with 1200 A AL/CU (standard), or 1200 A copper (add suffix "CU") horizontal cross bus. This plug-in meter socket is supplied with lever bypass and jaw release. Type **EZMK** branch units are supplied with 1200 A copper (standard) horizontal cross bus. This bolt-on meter socket is supplied with a manual bypass.
- Units having **800 A horizontal cross bus WILL CONNECT** with units having **1200 A horizontal cross bus**.
- **Single Phase units** (three bus bars in horizontal cross bus) **WILL NOT CONNECT** with **three phase units** (four bus bars in horizontal cross bus).

Square D Certified Ratings for Downstream Panelboards:▲

For load centers or panelboards installed downstream from any UL Listed MP METER-PAK (single phase only) or EZ METER-PAK meter center applied on a system capable of delivering greater than 10,000 RMS symmetrical amperes. Requires a minimum of 20 feet of cable between meter center and downstream load center or panelboard. all ratings verified by actual Square D tests.

	Meter Center 125 A and 225 A Branch Units	QO Load Centers or NQOD Panelboards with Branch Circuit Breakers rated 10,000 AIR	HOM Load Centers with Branch Circuit Breakers rated 10,000 AIR
Downstream Single Phase Load Center or Panelboard		QO, QOB – 1-Pole (15 A–70 A) QOT–1-Pole (15 A–70 A) QO-GFI, QOB-GFI–1-Pole (15 A–30 A) QO-AFI, QOB-AFI–1-Pole (15 A–20A) QO, QOB–2-Pole (15 A–125 A)	HOM–1-Pole (15 A–50 A) HOMT–1-Pole (15 A–20 A) HOM-AFI–1-Pole (15A–20A) HOM-GFI–1-Pole (15 A–20 A) HOM–2-Pole (15 A–70 A) HOMT–2-Pole (15 A–30 A)
Downstream Three Phase Load Center or Panelboard		QO, QOB– 1-Pole (15 A–70 A) 2-Pole (15 A–125 A) 3-Pole (15 A–100 A) QO-AFI, QOB-AFI–1-Pole (15 A–20 A) QO-GFI, QOB-GFI–1-Pole (15 A–30 A)	...

▲ For additional information, refer to Data Bulletin #4100DB0301.

For additional information, reference Catalog #4100CT9801.

Selection Information

- Review local utility requirements to ensure that metering equipment meets their standards.
- Check local utility to determine available fault current at the meter center.
- Using the SCCR table:
 - Select meter center configuration, main lugs only (6-Subdivision Rule), or remote main, main circuit breaker, or main fusible switch.
 - Read down to select SCCR equal to, or greater than desired rating.
 - Read across to select branch unit tenant circuit breaker type.
 - Continue reading across to select EZM main device type.
- With information obtained from table below, turn to appropriate selection/pricing pages to determine catalog numbers for main device, branch units, and tenant circuit breakers to complete meter center.
- Refer to “Square D Certified Ratings” table on page 52 to determine suitable downstream load centers or panelboards.

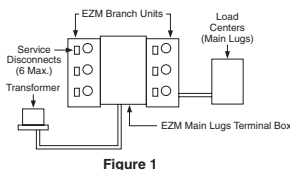


Figure 1

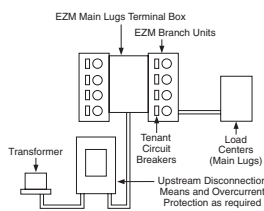


Figure 2

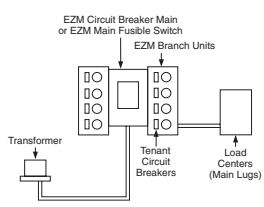


Figure 3

UL Listed Meter Center Short Circuit Current Ratings (SCCR)

Short Circuit Current Rating (RMS Symmetrical Amperes at 240 Vac Maximum)▲ ■	EZM Meter Center Overcurrent Protection Devices	
	EZM Branch Unit Tenant Circuit Breaker Types Available (Branch Unit Amperes max., Number of Poles, Tenant Circuit Breaker Amperes Rating Range)	EZM Main Device with Integral Mounted Main, Remote Mounted Main or without an Upstream Mounted Main (6-Sub-Division Rule)
EZ METER-PAK (6-Subdivision Rule Applications)—See Figure 1		
10,000	QO (125 A, 2-Pole, 40–125 A) QO (225 A, 2-Pole, 40–125 A)▼ QB (225 A, 2 or 3-Pole, 70–225 A)	225–1600 A Main Lugs Terminal Box (Tenant Circuit Breakers used as Service Disconnects—6 maximum)
18,000	LAL (400 A, 2 or 3-Pole, 125–400 A)▼	
22,000	QO-VH (125 A, 2-Pole, 40–125 A) QO-VH (225 A, 2-Pole, 40–60 A)▼	
25,000	QD (225 A, 2 or 3-Pole, 70–225 A)	
42,000	QOH (125 A, 2-Pole, 40–125 A) QOH (225 A, 2-Pole, 40–60 A)▼	
65,000	QG (225 A, 2 or 3-Pole, 70–225 A)	
100,000	QJ (225 A, 2-Pole only, 70–225 A) QJ (225 A, 3-Pole only, 70–225 A)◆ DJM (400 A, 2 or 3-Pole, 160–400 A)△	
EZ METER-PAK—Main Lugs Terminal Box Applications Protected By Remote Main—See Figure 2		
10,000	QO (125 A, 2-Pole, 40–125 A) QO (225 A, 2-Pole, 40–125 A)▼ QB (225 A, 2 or 3-Pole, 70–225 A)	225–1600 A Main Lugs Terminal Box Must be protected by an Upstream Disconnecting Means Rated 10,000 AIR minimum
18,000	LAL (400 A, 2 or 3-Pole, 125–400 A)▼	225–1600 A Main Lugs Terminal Box Must be protected by an Upstream Disconnecting Means Rated 18,000 AIR minimum
22,000	QO-VH (125 A, 2-Pole, 40–125 A) QO-VH (225 A, 2-Pole, 40–60 A)▼	225–1600 A Main Lugs Terminal Box Must be protected by an Upstream Disconnecting Means Rated 22,000 AIR minimum
25,000	QD (225 A, 2 or 3-Pole, 70–225 A)	225–1600 A Main Lugs Terminal Box Must be protected by an Upstream Disconnecting Means Rated 25,000 AIR minimum
42,000	QOH (125 A, 2-Pole, 40–125 A) QOH (225 A, 2-Pole, 40–60 A)▼ QO-VH (125 A, 2-Pole, 40–125 A) QO-VH (225 A, 2-Pole, 40–60 A)▼ QD (225 A, 2 or 3-Pole, 70–225 A) DJM (400 A, 2 or 3-Pole, 160–400 A)△	225–1600 A Main Lugs Terminal Box Must be protected by an Upstream Disconnecting Means Rated 42,000 AIR minimum
65,000	QG (225 A, 2 or 3-Pole, 70–225 A)	225–1600 A Main Lugs Terminal Box Must be protected by an Upstream Disconnecting Means Rated 65,000 AIR minimum
100,000	QO-VH (125 A, 2-Pole, 40–125 A) QO-VH (225 A, 2-Pole, 40–60 A)▼ QD (225 A, 2 or 3-Pole, 70–225 A) DJM (400 A, 2 or 3-Pole, 160–400 A)△	225–1600 A Main Lugs Terminal Box Must be protected by a Square D Circuit Breaker Type LH (400 A max.), MH (1000 A max.) or PA (1600 A max.) Rated 65,000 AIR minimum
	QD (225 A, 2 or 3-Pole, 70–225 A)	225–1600 A Main Lugs Terminal Box Must be protected by a Square D Circuit Breaker Type MG (800 A max.), PG (1200 A max.) or RG (1600 A max.) Rated 65,000 AIR minimum
100,000	QJ (225 A, 2-Pole only, 70–225 A) QJ (225 A, 3-Pole only, 70–225 A) QO-VH (125 A, 2-Pole, 40–125 A) QO-VH (225 A, 2-Pole, 40–60 A)▼ DJM (400 A, 2 or 3-Pole, 160–225 A)△	225–1600 A Main Lugs Terminal Box Must be protected by an Upstream Disconnecting Means Rated 100,000 AIR minimum
	QD (225 A, 2-Pole only, 70–225 A) QD (225 A, 3-Pole only, 70–225 A)◆	Must be protected by an Upstream Disconnection Means with Class R (600 A max.), or Class T (300 Vac, 800 A maximum) fuses.
100,000	QD (225 A, 2-Pole only, 70–225 A) QD (225 A, 3-Pole only, 70–225 A)◆	Must be protected by an Upstream Disconnection Means with Class J (600 A max.), Class L (1200 A max.), Class R (600 A max.), Class T (300 Vac, 1200 A max.) or Class T (600 Vac, 800 A maximum) fuses. Or be protected by a Square D circuit breaker Type MJ (800 A max.), PJ (1200 A max.), PH (1600 A max.) or RJ (1600 A max.) Rated 100,000 AIR minimum.
EZ METER-PAK—Main Circuit Breaker Applications—See Figure 3		
10,000	QO (125 A, 2-Pole, 40–125 A) QO (225 A, 2-Pole, 40–125 A)▼ QB (225 A, 2 or 3-Pole, 70–225 A)	400–1600 A EZM Main Device with Type LH (400 A max.), MH (1000 A max.) or PA (1600 A max.) Circuit Breaker.
18,000	LAL (400 A, 2 or 3-Pole, 120–400 A)▼	
65,000	QO-VH (125 A, 2-Pole, 40–125 A) QO-VH (225 A, 2-Pole, 40–60 A)▼ QD (225 A, 2 or 3-Pole, 70–225 A) DJM (400 A, 2 or 3-Pole, 160–400 A)	1000–1200 A Main Device with Catalog Number Suffix "CBU" supplied with Type MHF Circuit Breaker.
100,000	QO-VH (125 A, 2-Pole, 40–125 A) QO-VH (225 A, 2-Pole, 40–60 A)▼ QD (225 A, 2-Pole only, 70–225 A) QD (225 A, 3-Pole only, 70–225 A)◆ DJM (400 A, 2 or 3-Pole, 160–400 A)△	
EZ METER-PAK—Main Fusible Switch Applications—See Figure 3		
10,000	QO (125 A, 2-Pole, 40–125 A) QO (225 A, 2-Pole, 40–125 A)▼ QB (225 A, 2 or 3-Pole, 70–225 A)	400–800 A EZM Main Device (1-Phase or 3-Phase) with Class T (300 Vac) Fuses installed.
18,000	LAL (400 A, 2 or 3-Pole, 125–400 A)▼	
42,000	QO-VH (125 A, 2-Pole, 40–125 A) QO-VH (225 A, 2-Pole, 40–60 A)▼	1200 A EZM Main Device (1-Phase only) with Class T (300 Vac) Fuses installed.
65,000	DJM (400 A, 2-Pole, 160–400 A)△	
100,000	QD (225 A, 2-Pole, 70–225 A)	400–800 A EZM Main Device (1-Phase or 3-Phase) with Class T (300 Vac) Fuses installed.
100,000	QO-VH (125 A, 2-Pole, 40–125 A) QO-VH (225 A, 2-Pole, 40–60 A)▼ QD (225 A, 2-Pole only, 70–225 A) QD (225 A, 3-Pole only, 70–225 A)◆ DJM (400 A, 2 or 3-Pole, 160–400 A)△	

▲ Meter center short circuit current rating is equal to the lowest short circuit current rating given in the table for any circuit breaker installed in any meter panelboard in the meter center.
 ■ Short circuit current rating is measured at the LINE SIDE terminals of the integral mounted or remote mounted main providing overcurrent protection for the EZM metering equipment lineup.
 ◆ Limited to 208Y/120 Vac maximum (3-pole circuit breaker only).
 ★ Requires use of EZM125QQA adapter (order separately). Refer to page 50 for pricing.
 ▼ Supplied with 400 A circuit breaker(s) factory installed, consult local field office for ordering other ampere ratings.
 △ Supplied with factory installed circuit breaker(s), with an adjustable trip rating range of 160–400 A.

For additional information, reference Catalog #4100CT9801.

Switches &

DISCONNECTS



Safety Switches

In 1909 Thomas Edison chose a Square D safety switch for his laboratories in Philadelphia. Today, Square D safety switches are still the best choice for performance and reliability. That's why professionals choose Square D safety switches 2:1 over any other brand.

General Duty Switches

Square D general duty safety switches meet the needs of residential and commercial applications with many features designed for economy, safety, and superior performance. They are ideal for lighting, air conditioning, and appliance loads up to 240 Vac. In addition, they may be used as service entrance equipment.

- Simplifies installation, operation, and maintenance while saving money.
- Rugged enclosures built to last.
- Padlock provisions.
- Operating mechanism exceeds the number of operations required by NEMA and UL standards.



General Duty—

Up To 100,000 A Short Circuit Current Rating With Proper Current Limiting Fusing

General duty safety switches are designed for residential and commercial applications where economy is a prime consideration. Typical loads are lighting, air conditioning and appliances. They are suitable for use as service equipment when equipped with a factory-installed neutral assembly or a field-installed service grounding kit.

General duty safety switches are UL Listed, File E2875, and meet or exceed the NEMA Standard KS1.

400 and 600 A general duty switches (NEMA 1 only) will accept Class J fuses and are UL Listed for use on systems with up to 100,000 RMS symmetrical amperes available fault current. 600 A requires Class J fuse kit—GDJK600 (page 56).

Class T 400–800 A general duty safety switches, use 300 Vac Class T fuses and are UL Listed for use on systems with up to 100,000 RMS symmetrical amperes available fault current.



D223N

Fusible

System	Amps	Fuse	NEMA 1 Indoor		NEMA 3R▲ Rainproof		Class R Fuse Kits Field Installable■		Horsepower Ratings			
			Catalog Number	Price	Catalog Number	Price	Catalog Number	Price	Std. (Using Fast Acting-One Time Fuses)		Max. (Using Dual Element-Time Delay Fuses)	
									1Ø	3Ø	1Ø	3Ø
2 Wire (1 Blade and Fuseholder, 1 Neutral)—120 Vac												
	30	Plug	Use Light Duty Device for This Application (see below)						—	—	—	—
	30	Cart.	Use 3 Wire Devices for this application.						—	—	—	—
3 Wire (2 Blades and Fuseholders, 1 Neutral)—120/240 Vac (Plug), 240 Vac (Cart.) Maximum												
	30	Plug	D211N	\$ 60.00	D211NRB	\$ 118.00	—	—	1½	—	3	—
	30	Cart.	D221N	81.00	D221NRB	125.00	DRK 30	\$17.10	1½	3 ♦	3	7½ ♦
	60	Cart.	D222N	137.00	D222NRB	217.00	RFK 03H	17.00	3	7½ ♦	10	15 ♦
	100	Cart.	D223N	284.00	D223NRB	320.00	RFK 10	31.80	7½	15 ♦	15	30 ♦
	200	Cart.	D224N*	589.00	D224NRB*	800.00	HRK 1020	31.80	15	25 ♦	—	60 ♦
	400	Cart.	D225N	1703.00	D225NR	2306.00	DRK 40	74.00	—	—	—	—
600	Cart.	D226N	3406.00	D226NR	4379.00	DRK 600	74.00	—	—	—	—	
4 Wire (3 Blades and Fuseholders, 1 Neutral)—240 Vac Maximum												
	30	Cart.	D321N	\$ 125.00	D321NRB	\$ 195.00	DRK 30	\$17.10	1½	3	3	7½
	60	Cart.	D322N	217.00	D322NRB	294.00	RFK 03H	17.00	3	7½ ♦	10	15 ♦
	100	Cart.	D323N	376.00	D323NRB	544.00	RFK 10	31.80	7½	15 ♦	15	30 ♦
	200	Cart.	D324N*	801.00	D324NRB*	974.00	HRK 1020	31.80	15	25 ♦	—	60 ♦
	400	Cart.	D325N	2075.00	D325NR	2595.00	DRK 40	74.00	—	50	—	125
	400	Class T	D325NT	1996.00	D325NTR	2494.00	—	—	—	50	—	—
	600	Cart.	D326N	3882.00	D326NR	5251.00	DRK 600	74.00	—	75	—	150
	600	Class T	D326NT	3732.00	D326NTR	5046.00	—	—	—	75	—	—
800	Class T	T327N	6481.00	T327NR	8292.00	—	—	—	100	—	—	

UL LISTED SHORT CIRCUIT WITHSTAND RATING (RMS SYMMETRICAL AMPERES)

Switch Type	Fuse Class	Short Circuit Rating
Fusible	Plug	10,000
	H	10,000
	K	10,000
	J	100,000
	R	100,000
	T	100,000
Not Fusible	H	10,000
	K	10,000
	J	100,000
	R	100,000
	T	100,000
	□	100,000

○ The UL Listed short-circuit current rating for Square D general duty, not fusible switches is based on the switch being used in conjunction with fuses. Evaluation of not fused switches in conjunction with molded case circuit breakers has not been performed. If a UL Listed short-circuit current rating is required, this not fused switch must be replaced with a Square D general duty fusible safety switch equipped with the appropriate class and size fusing. The UL Listed short-circuit current rating of the fusible switch is typically as follows; when used with Class H & K fuses—10,000 A, Class R and J fuses—100,000 A. Consult the wiring diagram of the switch to verify the UL Listed short-circuit current rating.

□ 50,000 amperes for 60 A not fusible switch.

Not Fusible

System	Amps	NEMA 1 Indoor		NEMA 3R Rainproof▲		Horsepower Ratings (Max.)	
		Catalog Number	Price	Catalog Number	Price	1Ø	3Ø
2 Wire (2 Blades)—240 Vac Maximum							
	30	—	—	DU221RB★	\$118.00	3	—
	60	—	—	DU222RB★	235.00	10	—
	60	QO260NATS▼△	\$ 107.00	QO200TR▼△□	112.00	10	—
	100	QO200NS▼◇	184.00	QO200NRB▼◇	225.00	20	—
	200	Use 3-pole Switch	—	Use 3-pole Switch	—	—	—
	400	Use 3-pole Switch	—	Use 3-pole Switch	—	—	—
600	Use 3-pole Switch	—	Use 3-pole Switch	—	—	—	
3 Wire (3 Blades)—240 Vac Maximum							
	30	DU321★	\$ 103.00	DU321RB★	\$195.00	3	7½
	60	DU322★	137.00	DU322RB★	295.00	10	15
	100	DU323★	318.00	DU323RB★	544.00	15	30
	200	DU324▽	589.00	DU324RB▽	974.00	15	60♦
	400	DU325★	1465.00	—	—	—	125
	600	DU326◊	2794.00	—	—	—	150

- ▲ Bolt-on hubs—Refer to page 62.
- When installed, this kit rejects all but Class R fuses. When installed with this kit and Class R fuses, the switch is UL Listed for use on systems with up to 100,000 RMS symmetrical amperes available fault current.
- ♦ For corner grounded delta systems only. Use switching poles for ungrounded conductors.
- ★ Suitable for use as service equipment requires field installation of a service grounding kit (page 56).
- ▼ Enclosed molded case switch—Refer to page 29.
- △ Includes factory installed grounding kit.
- Not service entrance rated—Refer to page 33 for more information.
- ◇ Includes factory installed neutral.
- ☆ For service equipment use or when neutral is required, order part number SN0610 at \$71.00.
- ▽ Suitable for use as service equipment, requires field installation of neutral assembly SN20A at \$133.00.
- ◊ Suitable for use as service equipment requires field installation of neutral assembly D600SN at \$153.00.
- ◆ For 200% neutral, order (1) additional neutral kit SN20A at \$133. and (1) neutral jumper kit SN20NI at \$18.40.
- ◇ If corner grounded delta, install neutral and use outer switching poles for ungrounded conductors.
- ◆ If corner grounded delta, use outer switching poles for ungrounded conductors.

Light Duty—Visible Blades 10,000 A Short Circuit Current Rating

The Square D light duty enclosed switch is ideal for home applications in disconnecting power to workshops, hobby rooms, furnaces and garages.

Fusible

System	Amps	Fuse	NEMA 1 Indoor		Horsepower Ratings	
			Catalog Number	Price●	Std.	Max.
2 Wire (1 Blade and Fuseholder, 1 Neutral)—120 Vac						
	30	Plug	L111N	\$35.90	½	2

Fusible

System	Amps	Fuse	NEMA 1 Indoor		Horsepower Ratings	
			Catalog Number	Price●	Std.	Max.
3 Wire (2 Blades and Fuseholders, 1 Neutral)—120/240 Vac						
	30	Plug	L211N	\$47.80	1½♦	3♦
	30	Cart.	L221N	65.00	1½♦	3♦

♦ For single phase hp rating, use two switching poles.



L211N

SAFETY SWITCHES

General Duty Safety Switches

Accessories, Lug Data and Dimensions

Class 3130

Field Installable Electrical Interlock Kits

Electrical interlocks for Series F 100–200 A general duty safety switches and Series F 60 A fusible general duty safety switches are available in kit form for field installation. Each kit contains instructions for proper field mounting. A pivot arm operates from switch mechanism, breaking the control circuit before the main switch blades break. Switches with electrical interlocks installed are UL Listed.

Electrical Interlock Kit

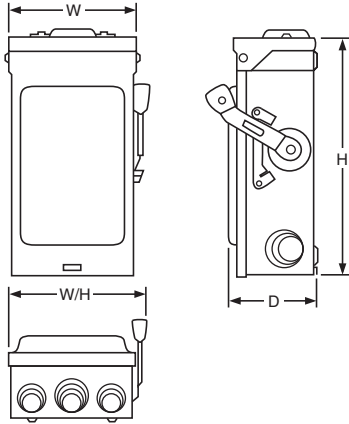
Switch Ampere Rating	Electrical Interlock Kit Catalog Number▲	Price
Fusible Series F 60	EIK031 or EIK032	\$145.
Series F 100–200	EIK1 or EIK2	207.

▲ Electrical interlock kit catalog numbers with -1 suffix indicates one normally open and one normally closed contact; -2 indicates two normally open and two normally closed contacts. Kits are UL Listed.

Field Installable Class J Fuse Kit

Kit consists of three Class J fuse adapters as required for 3-Pole, fusible 600 A General Duty switch. Kit can be installed in 600 A series E3 switches only (NEMA 1).

Switch Ampere Rating	Class J Kit Catalog Number	Price
600 A Series E3	GDJK600	\$195.



Field Installable Fuse Puller Kits

Kit consists of three fuse pullers as required for a 3-pole, fusible, 60 and 100 ampere general duty switch. Kits can be installed in 60 and 100 ampere Series F switches.

Description	Catalog Number	Price
Series F 60 Ampere Fuse Puller Kit	FPK03	\$20.00
Series F 100 Ampere Fuse Puller Kit	FPK0610	28.40

Field Installable Service Grounding Kits

Switch Ampere Rating	Catalog Number	Price	Wire Size AWG
30	PK3GTA1	\$ 7.60‡	(2) #12 Cu or (2) #10 Al or (1) #4 Al/Cu Max.
Series E 60	PK3GTA1	7.60‡	(2) #12 Cu or (2) #10 Al or (1) #4 Al/Cu Max.
Series F 60	GTK03	7.60	(2) #12 Cu or (2) #10 Al or (1) #4 Al/Cu Max.
100	GTK0610	12.60	(2) #1/0 Al/Cu Max.
200	PKOGTA2	36.80	(2) #2/0 Al/Cu Max.
400 600	PKOGTA2 (Two Required)	36.80	(2) #2/0 Al/Cu Max. Per Lug
800	PKOGTA3	82.00	(6) #3/0 Al/Cu Max.

Terminal Lug Data ■

Ampere Rating	Conductors Per Phase	Wire Range Wire Bending Space Per NEC Table 373-6 AWG/kcmil	Lug Wire Range AWG/kcmil
30	1	#12–6 (Al) or #14–6 (Cu)	#12–6 (Al) or #14–6 (Cu)
60	1	#10–3 (Al) or #14–3 (Cu)	#10–2 (Al) or #14–2 (Cu)
100	1	#12–1 (Al) or #14–1 (Cu)	#12–1/0 (Al) or #14–1/0 (Cu)
200	1	#6–250 (Al/Cu)	#6–300 (Al/Cu)
400 NEMA 1	1 or 2	#1/0–600 (Al/Cu) or #1/0–300 (Al/Cu)	(1) #1/0–750 (Al/Cu) or (2) #1/0–300 (Al/Cu)
400 NEMA 3R	2	#1/0–250 (Al/Cu)	(1) #1–600 (Al/Cu) or (2) #1/0–250 (Al/Cu)
600	2	#4–500 (Al/Cu)	#4–600 (Al/Cu)
800	3	#3/0–500 (Al/Cu)	#3/0–500 (Al/Cu)

■ 30–100 A switches suitable for 60°C or 75°C conductors. 200–800 A switches suitable for 75°C conductors.

Field Installable Lug Kit


Kit consists of three line, three load and two neutral lugs as required for a 3-pole 400 A or 600 A general duty switch. Kit can be installed on 400 or 600 A Series E3 switches. This kit applicable to NEMA 1 enclosures only.

Switch Ampere Rating	Lug Kit Catalog Number	Wire Range/NEC AWG/kcmil	Lug Wire Range AWG/kcmil	Price
400 or 600 A Series E3	GD4060LK	(1) 1/0–600 (2) 1/0–500 (4) 1/0–250	(2) 1/0–600 (4) 1/0–250	\$269.

Approximate Dimensions

Catalog Number	Series	H		W		W/H		D		Std. Pack	Catalog Number	Series	H		W		W/H		D		Std. Pack
		IN	mm	IN	mm	IN	mm	IN	mm				IN	mm	IN	mm	IN	mm	IN	mm	
L111N	E2	7.63	194	5.00	127	6.13	156	4.00	102	1	D325NTR♦	E1	30.63	778	21.38	543	22.25	565	10.13	257	1
L211N	E2	7.63	194	5.00	127	6.13	156	4.00	102	1	D326N♦	E3	49.13	1248	24.00	610	24.88	632	8.88	226	1
L221N	E2	7.63	194	5.00	127	6.13	156	4.00	102	1	D326NT♦	E3	49.13	1248	24.00	610	24.88	632	8.88	226	1
D211N♦	E3	9.25	235	6.75	171	7.25	184	3.63	92	5	D326NR♦	E1	49.13	1248	24.75	629	25.13	638	8.88	226	1
D211NRB♦	E2	9.63	245	7.25	184	7.75	197	3.75	95	5	D326NTR♦	E1	49.13	1246	24.75	629	25.13	638	8.88	226	1
D221N♦	E3	9.25	235	6.75	171	7.25	184	3.63	92	5	DU221RB♦	E2	9.63	245	7.25	184	7.75	197	3.75	95	5
D221NRB♦	E3	9.63	245	7.25	184	7.75	197	3.75	95	5	DU222RB♦	E1	9.63	245	7.25	184	7.75	197	3.75	95	5
D222N	F1	14.63	372	6.50	165	7.45	189	4.88	124	1	DU321♦	E2	9.25	235	6.75	171	7.25	184	3.63	92	5
D222NRB	F1	14.88	378	6.63	168	7.45	189	4.88	124	1	DU321RB♦	E2	9.63	245	7.25	184	7.75	197	3.75	95	5
D223N	F3	17.50	445	8.50	216	10.50	267	6.50	165	1	DU322♦	E1	9.25	235	6.75	171	7.25	184	3.63	92	5
D223NRB	F3	17.50	445	8.50	216	10.50	267	6.50	165	1	DU322RB♦	E1	9.63	245	7.25	184	7.75	197	3.75	95	5
D224N	F1	29.00	737	17.25	438	19.00	483	8.25	210	1	DU323♦	E1	9.25	235	6.75	171	7.25	184	3.63	92	5
D224NRB	F1	29.25	743	17.25	438	19.00	483	8.25	210	1	DU323RB♦	E1	9.63	245	7.25	184	7.75	197	3.75	95	5
D225N	E3	45.12	1146	24.00	610	24.88	632	8.88	226	1	DU324♦	F3	17.50	445	8.50	216	10.50	267	6.50	165	1
D225NR	E1	30.63	778	21.38	543	22.25	565	10.13	257	1	DU324RB	F3	17.50	445	8.50	216	10.50	267	6.50	165	1
D226N♦	E3	49.13	1248	24.00	610	24.88	632	8.88	226	1	DU324RB	F1	29.00	737	17.25	438	19.00	483	8.25	210	1
D226NR♦	E1	49.13	1248	24.75	629	25.13	638	8.88	226	1	DU324RB	F1	29.25	743	17.25	438	19.00	483	8.25	210	1
D321N♦	E3	9.25	235	6.75	171	7.25	184	3.63	92	5	DU325♦	E3	45.12	1146	24.00	610	24.88	632	8.88	226	1
D321NRB♦	E3	9.63	245	7.25	184	7.75	197	3.75	95	5	DU326♦	E3	49.13	1248	24.00	610	24.88	632	8.88	226	1
D322N	F1	14.63	372	6.50	165	7.45	189	4.88	124	1	DU326♦	E3	49.13	1248	24.00	610	24.88	632	8.88	226	1
D322NRB	F1	14.88	378	6.63	168	7.45	189	4.88	124	1	DU326♦	E3	49.13	1248	24.00	610	24.88	632	8.88	226	1
D323N	F3	17.50	445	8.50	216	10.50	267	6.50	165	1	DU326♦	E3	49.13	1248	24.00	610	24.88	632	8.88	226	1
D323NRB	F3	17.50	445	8.50	216	10.50	267	6.50	165	1	DU326♦	E3	49.13	1248	24.00	610	24.88	632	8.88	226	1
D324N	F1	29.00	737	17.25	438	19.00	483	8.25	210	1	DU326♦	E3	49.13	1248	24.00	610	24.88	632	8.88	226	1
D324NRB	F1	29.25	743	17.25	438	19.00	483	8.25	210	1	DU326♦	E3	49.13	1248	24.00	610	24.88	632	8.88	226	1
D325N♦	E3	45.12	1146	24.00	610	24.88	632	8.88	226	1	DU326♦	E3	49.13	1248	24.00	610	24.88	632	8.88	226	1
D325NT♦	E3	45.12	1146	24.00	610	24.88	632	8.88	226	1	DU326♦	E3	49.13	1248	24.00	610	24.88	632	8.88	226	1
D325NR♦	E1	30.63	778	21.38	543	22.25	565	10.13	257	1	DU326♦	E3	49.13	1248	24.00	610	24.88	632	8.88	226	1

♦ Does not have a cover draw as indicated in above drawing.




30-100 A DT, DTU (Series F5)
NEMA 1

New—Series F

30-100 A Types DT, DTU (Series F)

- Fusible (DT) and not fusible (DTU) switches available.
- Manually operated switch suitable for use in accordance with article 702 of the NEC, ANSI/NFPA 70.
- Standards: UL 98, NEMA KS1, CSA, and NOM
- Modular design—switch handle, lock-plate, switch mechanism, line and load bases are field replaceable.
- UL listed short circuit current ratings up to 200,000 A (using Class R, J, or T fuses—see table for rating).
- Load make/break rated.
- Meets NEMA hp ratings.
- Dual cover interlock.
- May be padlocked ON or OFF.
- Lock-off accepts up to three padlocks.
- Side-opening door.
- Quick make/quick break mechanism.
- Meets NEMA requirements as heavy duty switch. (**Note:** handle is all black)
- Electrical interlock kits field installable.
- Neutral assembly kits field installable (2 and 3-pole switches).
- UL Listed as suitable for use as service equipment.
- Supplied as standard for switching one load between two power sources, and may be field converted to switch one power source between two loads.



DTU (Series E) 200 A
NEMA 3R



82,000 and 92,000 Line
NEMA 1



92251

30 (Series T4), 200-600 A Types 82,000, 92,000 and 200 A DTU (Series E)

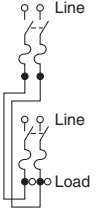
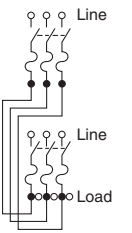
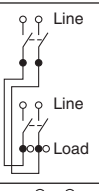

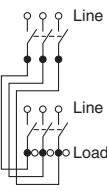
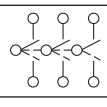
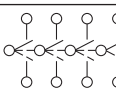
- Not fusible
- Designed for manual transfer of loads from one supply to another.
- UL Listed switches are suitable for use in accordance with Article 702 of the National Electrical Code, ANSI/NFPA 70.
- All 82,000-92,000 and DTU double throw switches are continuous duty rated for their nameplate ampere rating.
- The 82,000 and DTU (Series E) switches are load make/break rated.
- The 92,000 switches are not load make/break rated and should be used for isolating purposes only.
- UL Listed as suitable for use as service equipment except as footnoted.
- Horsepower rated only as footnoted.
- All accessories, except service ground kits, require factory installation.
- For application above 600 amperes, see Supplemental Digest.

For additional information, reference Catalog #3100CT9801.

Double Throw Safety Switches

240 Volt
Class 3140

SQUARE D
www.SquareD.com
For the most up-to-date information

System	Ampere Rating	Current Series	NEMA 1		NEMA 3R		NEMA 4,4X,5 Stainless		NEMA 12 Gasketed		Horsepower Ratings ▲★				250 Vdc ♦
			Catalog No.	Price	Catalog No.	Price	Catalog No.	Price	Catalog No.	Price	240 Vac		1Ø	3Ø	
											Std.	Max.			
Fusible															
2-Pole, 240 Vac—250 Vdc															
	100	F	DT223	\$1586.	DT223RB	\$2037.	7.5	15 ■	15	30 ■	20
3-Pole, 240 Vac—250 Vdc															
	30 60 100	F F F	DT321 DT322 DT323	1097. 1313. 2069.	DT321RB DT322RB DT323RB	1477. 1741. 2483.	1.5★ 3★ 7.5★	3 ■ 7.5 ■ 15 ■	3★ 10★ 15★	7.5 ■ 15 ■ 30 ■	5 10 20
Not Fusible															
2-Pole, 240 Vac—250 Vdc															
	60 100	F F	DTU222 DTU223	\$ 641. 914.	DTU223RB	\$ 898.	10 15	...	10▼ 20▼
	30 200 200 400	T E E E	92251△ 82254△ 82254NW 92255△	390. 1210. 1914. 3548.	DTU224NRB△▼ 92255R△	1451.	H82254 H92255△	15 15
3-Pole, 240 Vac—250 Vdc															
	30 60 100	F F F	DTU321 DTU322 DTU323	536. 746. 1176.	DTU323RB	1302.	3 ■	5★ 10★ 15★	10 ■ 15 ■ 30 ■	5▼ 10▼ 20▼
	30 200 200 400 600	T E E E E	92351△ 82354△ DTU324N△▼ 92355△ 92356♦	458. 1709. 1865. 4874. 6605.	DTU324NRB△▼ 92355R△ 92356R△	2003. 8692. 9081.	H82354△ H92355△ H92356	15 15
4-Pole, 240 Vac															
	30 200 400 600	T E E E	92451△ 92454□ 92455 92456	635. 2811. 6389. 7683.	92454RB□ 92455R 92456R	5011. 9012. 9904.	H82454□ H92455 H92456♦	15□

▲ Refer to page 6-35 for additional motor application data. The starting current of motors or more than standard horsepower may require the use of fuses with appropriate time delay characteristics.
 ■ If used on corner grounded delta systems, install neutral and use outer switching pole for ungrounded conductors.
 ♦ For switching dc, use two switching poles.
 ★ Use outer switching poles.
 ▼ Maximum rating.
 ▽ 240 Vac only
 △ Hp rating applies only to H82454. (92454, 92454RB are not Hp rated)
 □ Not UL listed or suitable for use as service equipment.
 ★ Std.—Using fast acting one time fuses. Max.—Using dual element time delay fuses.
 ▼ Neutral included with device.

240 V Double Throw page 58
 Application Data page 59
 Dimensions 30–100 A (Series F) page 60
 Dimensions 30, 200–600 A (Series E, T4) page 61
 Accessories page 62

For additional information, reference Catalog #3100CT9801.

SAFETY SWITCHES

Situations Requiring Fuses:

30–100 A Type DT (Series F):

Select DT switches from page 58 which have provisions for accepting fuses.

30, 200–600 A Type 82,000, 92,000 (Series E, T4), all DTU devices:

Use the not fused double throw switches from page 58 in conjunction with standard fused devices, and install them according to the below diagram 1 or 2.

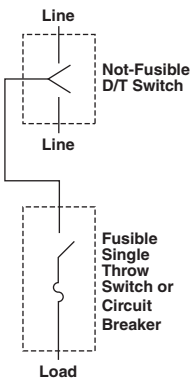


Diagram 1

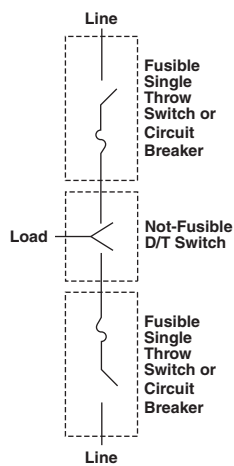


Diagram 2

UL Listed Short Circuit Current Ratings

Switch Type	Ampere Rating	Voltage Rating	UL Listed Fuse Class	Short Circuit Current Rating [▲] (RMS Symmetrical Amperes)
Type DT (Series F)	30–100 A	240 V	H, K R, J	10,000 200,000
Type DTU [■] (Series F)	30–100 A	240 V	H or K R or J	10,000 [◆] 200,000
DTU224NRB and DTU324NRB (Series E)	200 A	240 V	H, K	10,000 [◆]
DTU324N (Series E)	200 A	240 V	H, K R, J	10,000 [◆] 100,000
Type 82,000	all	240 V 600 V	H, K R, J H, K	10,000 [◆] 100,000 10,000 [◆]
Type 92,000	all	240 V	H, K	10,000 [◆]

- ▲ Rating applies to AC only. The UL Listed short circuit current rating for Not Fusible switches is based on the switch being used in conjunction with the corresponding fuse type. Evaluation of Not Fusible switches in conjunction with molded case circuit breakers has not been performed.
- The DTU361 and DTU361RB are also suitable for use on a circuit capable of delivering not more than (A) 18,000 rms symmetrical A, 600 Vac maximum when protected by Type FH circuit breaker rated 30 A maximum or (B) 14,000 rms symmetrical A, 600 Vac maximum when protected by Type FA circuit breaker rated 30 A maximum.
- ◆ Any brand of circuit breaker or fuse not exceeding the ampere rating of the switch may be used ahead of an unfused safety switch when there is up to 10,000 A short circuit current available.

Terminal Lug Data for Type DT, DTU (Series F) Double Throw Safety Switches

Switch Ampere Rating	Wires per Phase	NEMA 1, 3R, 4, 4X, 12			Optional Copper Only Lug
		Wire Range Wire Bending Space Per NEC Table 373-6 AWG/kcmil Al/Cu	Standard Lug Wire Range AWG/kcmil Al/Cu	Optional Compression Lug Field Installable	
30–60 A Type DT, DTU (Series F)	1	#12–2 (Al) or #14–2 (Cu)	#12–2 (Al) or #14–2 (Cu)	C10–14, D8–14, or E6–14★	See Digest 173 pages 3-11 and 3-13 for appropriate kit. Order 2 kits per switch.
100 A Type DT, DTU (Series F)	1	#12–1/0 (Al) or #14–1/0 (Cu)	#12–1/0 (Al) or #14–1/0 (Cu)	VCEL02114S1▼	

Terminal Lug Data for Types 82,000, 92,000 and for E-Series DTU devices[△]

Ampere Rating	Wires per Phase	Wire Range Wire Bending Space Per NEC Table 373-6 AWG/kcmil Al/Cu	Lug Wire Range AWG/kcmil Al/Cu	Optional Compression Lugs Field Installable
30 A (Series T4)□	1	#14–8	#12–2 (Al) or #14–2 (Cu)	...
200	1	#6–300	#6–300	VCEL030516H1▼
400	2	#4–250	#4–350	...
600	2	#4–500	#4–600	...

- ★ Thomas and Betts catalog numbers.
- ▼ VERSA-CRIMP[®] catalog numbers.
- △ 200–600 A switches suitable for 75° C conductors.
- 30 A switches suitable for 60° C or 75° C conductors.

240 V Double Throw page 58
 Application Data page 59
 Dimensions 30–100 A (Series F) page 60
 Dimensions 30, 200–600 A (Series E, T4) page 61
 Accessories page 62

For additional information, reference Catalog #3100CT9801.

Double Throw Safety Switches

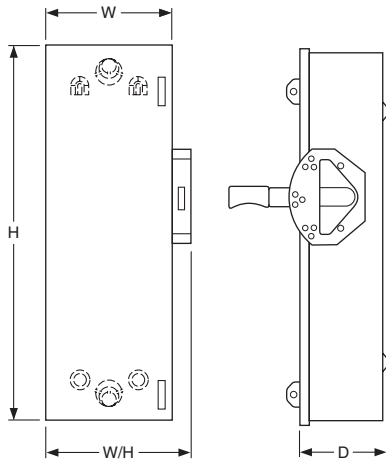
Dimensions—Series F Devices

Class 3140

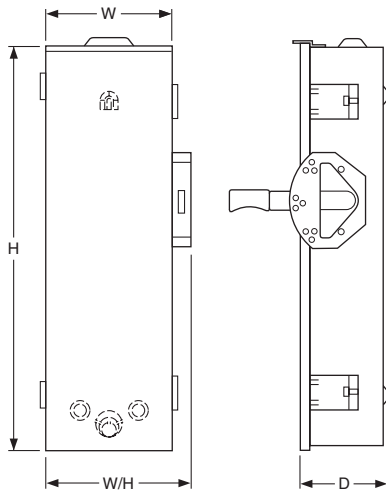


www.SquareD.com

For the most up-to-date information



NEMA 1



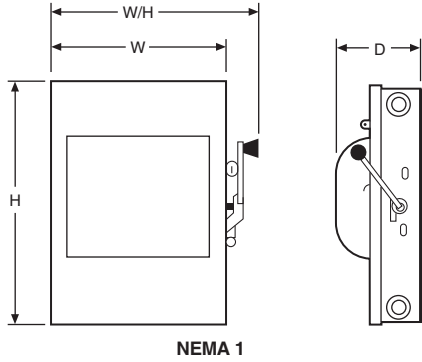
NEMA 3R

30–100 A Type DT, DTU (Series F)—Approximate Dimensions

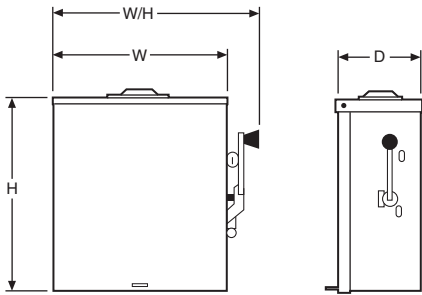
Catalog Number	Series	H		W		W/H		D	
		IN	mm	IN	mm	IN	mm	IN	mm
DT223	F5	38.00	965	9.88	251	11.13	283	6.75	171
DT223RB	F5	38.00	965	6.87	174	8.12	206	6.60	168
DT321	F5	38.00	965	10.25	260	11.50	292	6.75	171
DT321RB	F5	38.00	965	10.25	260	11.80	300	6.60	168
DT322	F5	38.00	965	10.25	260	11.50	292	6.75	171
DT322RB	F5	38.00	965	10.25	260	11.80	300	6.60	168
DT323	F5	38.00	965	9.88	251	11.13	283	6.75	171
DT323RB	F5	38.00	965	6.87	174	8.12	206	6.60	168
DTU222	F5	29.94	760	10.25	260	11.96	304	6.93	176
DTU223	F5	29.94	760	10.25	260	11.96	304	6.93	176
DTU223RB	F5	30.50	775	10.25	260	11.96	304	6.93	176
DTU321	F5	29.94	760	10.25	260	11.96	304	6.93	176
DTU322	F5	29.94	760	10.25	260	11.96	304	6.93	176
DTU323	F5	29.94	760	10.25	260	11.96	304	6.93	176
DTU323RB	F5	30.50	775	10.25	260	11.96	304	6.93	176

240 V Double Throw page 58
 Application Data page 59
 Dimensions 30–100 A (Series F) page 60
 Dimensions 30, 200–600 A (Series E, T4) page 61
 Accessories page 62

For additional information, reference Catalog #3100CT9801.



NEMA 1



**DTU—200 A
 NEMA 3R**

**30, 200–600 A Types 82,000, 92,000 and E-Series DTU devices,
 NEMA 1 and 3R—Approximate Dimensions**

Catalog Number	Series	H		W		W/H		D	
		IN	mm	IN	mm	IN	mm	IN	mm
DTU224NRB	E1	32.50	826	20.63	524	24.00	610	10.63	270
DTU324N	E1	32.50	826	23.50	597	26.85	682	10.63	270
DTU324NRB	E1	32.50	826	24.13	613	26.25	667	10.63	270
82254	E1	30.88	784	15.75	400	19.63	499	9.75	248
82254NW	E1	30.88	784	20.00	508	23.88	607	11.75	298
82354	E1	30.88	784	20.00	508	23.88	607	11.75	298
92251	T4	10.00	254	8.00	203	9.75	248	4.75	121
92255	E1	31.50	800	21.00	533	24.25	616	14.13	359
92255R	E1	31.25	794	30.13	765	33.00	838	11.38	289
92351	T4	10.00	254	8.00	203	9.75	248	4.75	121
92355	E1	31.50	800	29.38	746	32.63	829	14.13	359
92355R	E1	31.25	794	30.13	765	33.00	838	11.38	289
92356	E1	53.00	1346	34.25	870	37.50	953	16.38	416
92356R	E1	52.63	1337	34.38	873	37.63	956	13.88	353
92451	T4	10.00	254	10.00	254	11.75	298	4.75	121
92454	E1	31.13	791	24.75	629	28.25	718	11.75	298
92454RB	E1	30.78	782	20.50	521	28.00	711	10.62	270
92455	E1	31.50	800	37.75	959	41.13	1045	14.13	359
92455R	E1	31.20	792	35.65	906	38.52	978	10.90	277
92456	E1	53.00	1346	44.25	1124	47.50	1207	16.38	416
92456R	E1	52.50	1334	43.70	1110	48.00	1219	13.50	343

240 V Double Throw page 58
 Application Data page 59
 Dimensions 30–100 A (Series F) page 60
 Dimensions 30, 200–600 A (Series E, T4) page 61
 Accessories page 62

For additional information, reference Catalog #3100CT9801.

Double Throw Safety Switches

Accessories

Class 3140



www.SquareD.com

For the most up-to-date information

Neutral Assembly For 2 and 3-Pole Switches Only

Switch Ampere Rating	Field Installed Standard Neutral Kit Catalog No.	Terminal Data AWG/kcmil	Price	Field Installed Copper only Neutral Kit Catalog No.	Terminal Data AWG/kcmil	Price
30-100 A Type DT, DTU (Series F)	SN0310	#14-1/0 Al/Cu	\$ 76.	SN0310C	#14-1/0 Cu	\$ 80.
30 A (Series T4)	▲	▲	605.
200 A Type 82000, 92,000 and DTU (Series E)	▲	▲	740.	▲	▲	740.
400-600 A Type 82000, 92,000	▲	▲	948.	▲	▲	948.

▲ For Type 82,000 and 92,000 switches, neutral is available factory installed on 2 and 3-pole double throw switches. Not UL Listed. To order, add suffix N to the standard catalog number and add the above price to the list price of the switch. For DTU (Series E) switches, neutral is factory installed in standard device and is UL Listed.

Electrical Interlocks

Switch Ampere Rating	Field Installed Electrical Interlock Kit Catalog Number	Price	Factory Installed Price Adder Per Switch
30-100 A Type DT, DTU (series F)	EIK1, EIK2 ♦	\$207.	\$603.★
200 A Type 82000, 92,000 and DTU (series E)	742.▼
400-600 A Type 82000, 92,000	932.▼

- Electrical interlock kit catalog numbers with "1" suffix indicate one normally open and normally closed contact; "2" indicates two normally open and two normally closed contacts. See Digest 173 page 3-9 for electrical interlock ratings.
- ♦ 30-100 A Type DT, DTU (Series F) switches contain (2) separate switching mechanisms. Each mechanism will accept an electrical interlock. Some applications may therefore require (2) electrical interlocks.
- ★ 30-100A Type DT, DTU (Series F) switches with factory installed electrical interlocks installed are UL Listed and interlocks are furnished with 2 N.O. /2 N.C. contacts installed in both "ON" positions. To order, add suffix EI to standard catalog number.
- ▼ Type 82,000 and 92,000, and DTU (Series E) switches are available with electrical interlock factory installed only. Not UL Listed. Electrical interlocks are furnished with 2 N.O. /2 N.C. contacts and are installed in both "ON" positions. To order, add suffix EI to standard catalog number.

Service Grounding Kit (Required for service equipment use.)

Switch Ampere Rating	Field Installed Service Ground Lug Kit Catalog Number	Terminal Data AWG/kcmil	Price
30-100 A Type DT, DTU (Series F)	Included	Included	std.
30 A Type 92,000	DT30SG	(4) #14-4 Cu/Al	\$19.60
200 A Type 82000, 92,000 and DTU (Series E)	DT100SG	(3) #14-1/0 Cu/Al	20.00
400-600 A Type 82000, 92,000	PKOGTA2 (2 required)	(4) #10-2/0 Cu or (4) #6-2/0 Al	35.00

Class R Fuse Kits

When installed, this kit rejects all but Class R fuses. Kits are available for field installation. For factory installation, add "CLR" suffix to catalog number.

Switch Ampere Rating	Series Number	Class R Fuse Kit Catalog Number	Price	Factory Installed Price
Class R Fuse Kits—240 V (two kits per 3-pole switch)				
30	F5	RFK03	\$16.30	\$260.00
60	F5	RFK06	17.00	260.00
100	F5	RFK10	31.80	260.00
Class R Fuse Kits—600 V (two kits per 3-pole switch)				
30	F5	RFK06	17.00	260.00
60	F5	RFK06H	17.00	260.00
100	F5	RFK10	31.80	260.00

Lock-On Provisions—UL Listed

30-100 A type DT, DTU (Series F) and type 92,000 included on standard device.

Type 82,000 and 200 A DTU (Series E): available factory installed. Add SPLO to catalog number and add \$273. to list price.



Rainproof Bolt-On Hubs—For Use On NEMA 3R Enclosures

Conduit Size	3/4	1	1 1/4	1 1/2	2	2 1/2	3	3 1/2	4	Closing Cap
Hub Cat. No.	B075	B100	B125	B150	B200	B250	B300	B350	B400	BCAP
Price Each ‡	\$23.30	\$23.30	\$23.30	\$23.30	\$42.90	\$71.00	\$130.00	\$200.00	\$245.00	\$2.50

NEMA 3R rainproof enclosures with catalog number ending in RB have a bolt-on closing cap factory installed. Order bolt-on hubs separately from table above. For more details see page 20. Hubs thru size 2 1/2 can be directly installed on RB devices. Devices requiring 3" or larger hubs must have holes cut in the field. Gaskets are provided on 3" and larger hubs. All hubs are UL Listed for indoor and rainproof applications and suitable for use with conduit having ANSI standard taper pipe thread.

Watertight Hubs—For Use On NEMA 4, 4X and 5 Stainless Steel and NEMA 12 Enclosures

Conduit Trade Size	1/2	3/4	1	1 1/4	1 1/2	2	2 1/2	3	3 1/2	4
Standard-Zinc Hub Catalog Number	H050	H075	H100	H125	H150	H200	H250	H300	H350	H400
Zinc Price Each	\$20.70	\$30.00	\$31.40	\$36.00	\$55.00	\$80.00	\$ 92.00	\$118.00	\$188.00	\$254.00
Chrome Plated Hub Catalog Number	H050CP	H075CP	H100CP	H125CP	H150CP	H200CP	H250CP	H300CP	H350CP	H400CP
Chrome Plated Price Each	27.10	37.60	42.90	44.60	64.00	91.00	123.00	162.00	237.00	272.00

240 V Double Throw page 58
 Application Data page 59
 Dimensions 30-100 A (Series F) page 60
 Dimensions 30, 200-600 A (Series E, T4) page 61
 Accessories page 62

For additional information, reference Catalog #3100CT9801.

SAFETY SWITCHES

DE1	±DE1A
-----	-------

Discount Schedule

A. Limited Warranties —

1. Square D Single Phase Load Centers and Combination Service Entrance Devices. Square D warrants its single phase load centers and combination service entrance devices to be free from defects in material and workmanship, under normal care and proper usage in a residential installation, for a period of ten (10) years from the date of installation. If the product fails within the warranty period because of a defect in material or workmanship, Square D will, at its option, repair or replace the defective part or parts upon following the notice procedures below and return of product to place of purchase.
2. Square D Load Center Branch Circuit Breakers. Square D warrants its branch circuit breakers to be free from defects in material and workmanship under normal care and proper usage in a residential installation, for the lifetime of the load center in which it is installed. If the circuit breaker fails within the warranty period because of a defect in material or workmanship, Square D will replace the defective breaker free of charge upon following the notice procedures below and return of the product to place of purchase.

B. Exclusive Remedy — The repair and/or replacement of defective products is your sole and exclusive remedy.

C. Warranty Redemption and Exclusions —

1. Square D must be given prompt written notice of any defect or failure of any product covered by these limited warranties at the following address: Square D Company, 1415 S. Roselle Road, Palatine, Illinois, 60067, (888) 778-2733, weekdays between the hours of 8:00 a.m. and 5:00 p.m. Eastern Time.

For warranty redemption, you must return the product to Square D at the above address.

2. Any product returned under these limited warranties, if shipped, must be sent freight costs prepaid. Square D will deliver repaired or replaced products to buyer, freight costs prepaid. Repaired or replaced products shall be warranted hereunder only for the unexpired portion of the original warranty period. This warranty does not include costs or reimbursement for labor.

Any limited warranties granted or liabilities assumed hereunder will not apply to products that have been damaged, altered, repaired or operated otherwise than in conformity with the requirements for safe operation and maintenance.

For your safety and to provide optimum short circuit protection, Square D recommends that you use only the Square D circuit breakers identified on the load center or combination service entrance device label or wiring diagram. Square D disclaims all liability for damage, injury or non-performance caused by the use or failure of incompatible or UL Classified circuit breakers.

D. Disclaimer of All Other Warranties — EXCEPT FOR THE EXPRESS WARRANTY SET FORTH ABOVE OR ANY WARRANTIES IMPLIED BY LAW, Square D MAKES NO OTHER EXPRESS OR IMPLIED WARRANTIES. TO THE FULLEST EXTENT PERMITTED BY LAW, Square D DISCLAIMS ALL IMPLIED WARRANTIES, INCLUDING ALL WARRANTIES OF MERCHANTABILITY AND/OR FITNESS FOR A PARTICULAR PURPOSE. THE FOREGOING DISCLAIMER MAY NOT APPLY TO YOU DEPENDING UPON THE PRODUCT YOU PURCHASE, THE APPLICATION AND USE OF YOUR PRODUCT, OR YOUR STATUS AS A CONSUMER. TO THE EXTENT YOU ARE ENTITLED TO RECOVER UNDER AN IMPLIED WARRANTY, THE DURATION OF THAT IMPLIED WARRANTY SHALL BE THE PERIOD OF THE EXPRESS LIMITED WARRANTY SET FORTH ABOVE.

E. Limitation of Liability — Square D expressly disclaims any and all liability to you for any consequential or incidental damages, damages for loss of use, loss of profits, income or revenue, loss of time or inconvenience, loss or damage to associated equipment, damages to tangible or intangible property, other than the equipment covered by this limited warranty, cost of substituted or replacement equipment other than as expressly warranted, damages associated with excessive overvoltages, obsolescence, abuse, misuse, non-authorized modification, alteration or catastrophic events, or any other incidental, consequential or special damage arising out of the use of the products. Square D shall not be liable for indirect, special, incidental or consequential damages with respect to the sale of the products, including any lost revenue or profits, consequential and/or incidental damages, business interruption or damage to business reputation, regardless of the theory upon which any claim may be based, including any statutory, tort contract or insurance subrogation causes of action or claims. In no event will Square D's entire liability to you, including any liability in the event the exclusive remedy set forth in this agreement fails of its essential purpose, exceed the purchase price for the affected products. Some States do not allow the exclusion or limitation of incidental or consequential damages, so the preceding limitations or exclusions may not apply to you. This limited warranty gives you specific legal rights, and you may also have other rights which vary from State to State.

Warranties

Square D Structured Wiring

- A. **Limited Warranty** — Square D warrants to customers purchasing through authorized Square D distributors that the Square D® labeled passive (enclosure, cover and any non-powered module) structured wiring products (“passive components”) at the time of sale by Square D are free from defects in materials and workmanship. Square D also warrants that the Square D labeled active (any powered module) structured wiring products (“active components”) at the time of sale by Square D are free from defects in materials and workmanship.
- B. **Exclusions and Exclusive Remedy** —
If within the applicable warranty period, purchaser discovers that a product subject to this Limited Warranty was not as warranted and promptly notifies Square D in writing, Square D shall repair or replace the product or refund the purchase price, at Square D's option. This warranty shall not apply (a) to equipment not supplied by Square D, (b) to equipment or product which shall have been improperly repaired or altered or modified in a non-authorized manner, (c) to equipment or products which shall have been subjected to negligence, misuse, accident, or damage by circumstances beyond Square D's control, or to improper operation, maintenance or storage, or to other than normal use or service. The foregoing limited warranties do not cover reimbursement for labor, transportation, removal, installation, or other expenses that may be incurred in connection with repair or replacement. This Limited Warranty is your sole and exclusive remedy.
- C. **Warranty Period** — For active components, this Limited Warranty shall be in effect until five (5) years following the date of purchase, or until four (4) years following the house closing by the original owner. For passive components, this Limited Warranty shall be in effect until fifteen (15) years following the date of purchase, or until fourteen (14) years following the house closing by the original owner.
- D. **Warranty Transferable** — The unexpired portion of this warranty can be transferred to the subsequent homeowner.
- E. **Claims Procedure** — Send either (1) the original dated sales receipts of the product or (2) the dated documentation of the original owner's house closing or (3) original Certificate of Occupancy along with the damaged product to Square D Company, 8001 Highway 64 East, Knightdale, NC 27545, Attn: Multi-Link Device Warranty.
- Note: If these documents are unavailable, the product may be returned to the address above, and the earliest identifiable date code stamped on the product will be used to determine if the product is subject to the conditions and terms of this express warranty.
- F. **Disclaimer of All Other Warranties** — EXCEPT FOR THE EXPRESS WARRANTY SET FORTH ABOVE OR ANY WARRANTIES IMPLIED BY LAW, Square D MAKES NO OTHER EXPRESS OR IMPLIED WARRANTIES. TO THE FULLEST EXTENT PERMITTED BY LAW, Square D DISCLAIMS ALL IMPLIED WARRANTIES, INCLUDING ALL WARRANTIES OF MERCHANTABILITY AND/OR FITNESS FOR A PARTICULAR PURPOSE. THE FOREGOING DISCLAIMER MAY NOT APPLY TO YOU DEPENDING UPON THE PRODUCT YOU PURCHASE, THE APPLICATION AND USE OF YOUR PRODUCT, OR YOUR STATUS AS A CONSUMER. TO THE EXTENT YOU ARE ENTITLED TO RECOVER UNDER AN IMPLIED WARRANTY, THE DURATION OF THAT IMPLIED WARRANTY SHALL BE THE PERIOD OF THE EXPRESS LIMITED WARRANTY SET FORTH ABOVE.
- G. **Limitation of Liability** — Square D expressly disclaims any and all liability to you for any consequential or incidental damages, damages for loss of use, loss of profits, income or revenue, loss of time or inconvenience, loss or damage to associated equipment, damages to tangible or intangible property, other than the equipment covered by this limited warranty, cost of substituted or replacement equipment other than as expressly warranted, damages associated with excessive overvoltages, obsolescence, abuse, misuse, non-authorized modification, alteration or catastrophic events, or any other incidental, consequential or special damage arising out of the use of the products. Square D shall not be liable for indirect, special, incidental or consequential damages with respect to the sale of the products, including any lost revenue or profits, consequential and/or incidental damages, business interruption or damage to business reputation, regardless of the theory upon which any claim may be based, including any statutory, tort contract or insurance subrogation causes of action or claims. In no event will Square D's entire liability to you, including any liability in the event the exclusive remedy set forth in this agreement fails of its essential purpose, exceed the purchase price for the affected products. Some States do not allow the exclusion or limitation of incidental or consequential damages, so the preceding limitations or exclusions may not apply to you. This limited warranty gives you specific legal rights, and you may also have other rights, which vary from State to State.

Square D Conditions Of Sale

NOTE: *The following Conditions of Sale are subject to change. All transactions for all products sold by Square D Company, including Square D brand products and all Schneider Electric brand products, such as Merlin Gerin, Modicon and Telemecanique brand products, are subject to the latest published Conditions of Sale of the Square D Company and to any Special Conditions of Sale which may be contained in applicable Square D quotations and acknowledgments.*

1. **GOVERNING PROVISIONS AND ACCEPTANCE:** All quotations are subject to these conditions of sale. Acceptance of an order by Square D shall be expressly conditioned on Purchaser's assent to these conditions. Purchaser's direction to proceed with engineering, manufacture or shipment by Square D shall be deemed evidence of this assent. No modified or other conditions will be applicable unless those conditions are so stated in Square D's proposal or are specifically agreed to in writing and signed by an authorized official of Square D. Failure to object to provisions contained in any Purchase Order or other communication from the Purchaser (including, without limitation, penalty clauses of any kind) shall not be construed as a waiver of these Conditions nor an acceptance of any other provisions. These terms are a complete statement of the parties' agreement and may only be modified in writing signed by both parties. These terms may not be modified by course of dealing, course of performance or usage of trade. These terms supersede all previous written or oral quotations, statements or agreements. Any contract for sale by and between the parties shall be governed by and construed according to the laws of the State of Illinois without regard to its rules on the conflict of laws. The Convention on the International Sale of Goods is expressly excluded.
2. **QUOTATIONS:** Written quotations shall be valid for no more than thirty (30) days from their date, unless otherwise stated in the quotation. All quotations are subject to change by Square D Company at any time upon notice to Purchaser. It is Purchaser's obligation to review the quotation carefully and to immediately advise Square D in writing of any differing interpretation Purchaser has so any necessary change can be made.
3. **PRICE POLICY:** All prices are subject to change without notice. In the event of a net price change and unless otherwise agreed to in writing, prices for orders scheduled for immediate release shall be those in effect at time of order entry. Prices for orders placed for future shipment without an agreed price and ship date will be billed at the pricing in effect as of the shipment date. All clerical errors are subject to correction.
4. **SUBSTITUTION:** Square D may furnish suitable substitutes for material unobtainable because of priorities or regulations established by governmental authority or non-availability of materials from suppliers, provided such substitutions do not adversely affect the technical soundness of the equipment. Square D assumes no liability for deviation from published dimensions and descriptive information not essential to proper performance of the product.
5. **TAXES:** Any manufacturer's tax, retailer's tax, occupation tax, use tax, sales tax, excise tax, (except federal excise tax on vehicles), duty, customs, inspecting or testing fee, or other tax, fee or charge of any nature whatsoever, imposed by any governmental authority or measured by any transaction between Square D and Purchaser, shall be paid by the Purchaser in addition to the prices quoted or invoiced, and such charges will appear as a separate line item on the invoice. In the event Square D will be required to pay any such tax, fee, or charge, Purchaser shall reimburse Square D or, in lieu of such payment, Purchaser shall supply Square D at the time the order is submitted with an exemption certificate or other document acceptable to the tax authority. Purchase Orders must state the existence and amount of any such tax, fee or charge for which Purchaser claims an exemption.
6. **TERMS OF PAYMENT:** Acceptance of all Purchase Orders is subject to Purchaser meeting Square D credit standards. Terms are subject to change for failure to meet such standards. Terms are net thirty (30) days from date of invoice of each shipment, unless otherwise stated in Square D's quotation. For an authorized distributor or authorized reseller order, applicable terms of payment are stated in the quotation or applicable discount schedule. Square D reserves the right at any time to demand full or partial payment before proceeding with a contract of sale if, in its sole judgment, as a result of changes in the financial condition of the Purchaser the terms of payment originally specified are no longer justified.
7. **PAYMENTS:** If delivery is delayed or deferred by the Purchaser beyond the scheduled date, payment shall be due in full when Square D is prepared to ship. The equipment may be stored at the risk and expense of the Purchaser. If the Purchaser defaults when any payment is due, then the whole contract price shall become due and payable upon demand, or Square D at its option, without prejudice to other lawful remedies, may defer delivery or cancel the contract for sale. If Purchaser becomes insolvent, or bankrupt or in the event any proceeding is brought against the Purchaser, voluntarily or involuntarily under the bankruptcy or any insolvency law, Square D may cancel any order outstanding at any time and recover its applicable cancellation charges from the Purchaser or the Purchaser's estate.
8. **DELIVERY:**
 - A) **F.O.B. POINT OF SHIPMENT:** When the Square D quotation is based on delivery F.O.B. point of shipment, freight prepaid and allowed for delivery within the continental United States, product is sold F.O.B. point of shipment, freight prepaid and allowed. A shipping and handling charge of twenty-five dollars (\$25) will be added to all orders having a total net invoice price of less than one thousand dollars (\$1,000). Delivery by Square D to the point of shipment constitutes delivery to the Purchaser; and title and all risk of loss or damage

Square D Conditions Of Sale

in transit shall pass to the Purchaser at time of delivery at the F.O.B. point. Square D is not responsible for breakage after having received "in good order" receipts from the carrier. Purchaser is responsible for pursuing any damage claims with the carrier. No allowance will be made in lieu of transportation if the Purchaser accepts shipment at factory, warehouse or freight station or otherwise supplies its own transportation.

Freight prepaid is defined as: **a)** Shipments to destinations within the continental United States to the accessible common carrier point nearest the first destination. **b)** Shipments to U.S. destinations outside the continental United States shall be to the common carrier free delivery point in the United States nearest the original port of embarkation. All charges associated with F.A.S., C.I.F., or other charges such as pier transfer, lift, ocean freight, and marine or war insurance shall be paid by the Purchaser, unless otherwise specifically agreed in a specific Purchase Order. In no event will Square D be responsible for demurrage or detention charges.

- B) DELIVERY: F.O.B. DESTINATION:** When the Square D quotation is based on delivery F.O.B. Destination, for shipments for delivery within the continental United States, Square D will retain title and all risk of loss or damage in transit to the common carrier free delivery point in the United States nearest the first destination for a price addition of 2% of the net price. If the Purchaser elects this option, **Purchaser's obligations shall be as follows:** **a)** Purchaser shall have the responsibility of inspecting the equipment for apparent loss or damage immediately upon its arrival at the free delivery point. **b)** In the event of apparent shipping loss or damage, Purchaser shall make written notation of the loss on the carrier's delivery receipt and, within 72 hours of delivery shall notify the Square D Customer Information Center. Purchaser shall not remove product from the point of examination and shall retain the shipping container and packing material. Purchaser shall request the carrier to make an inspection and send Square D a copy of the carrier's inspection report. **c)** In the event of concealed damage which occurred during transit and is discovered by the Purchaser after delivery, Purchaser shall report such damage immediately, but in no event later than 15 days after delivery, to the delivering carrier, and within 72 hours of discovery, shall notify the local Square D field office. If such notification is not made, Square D shall not be liable for loss or damage in transit.
- C) SHIPMENT AND ROUTING:** Square D shall select the point of origin of shipment, the method of transportation and the routing of the shipment. Purchasers that request expedited or special modes of transportation or routing involving air, premium or any other non-standard Square D shipping shall be assessed additional charges for shipping, handling, freight and expediting. Any rebates, allowances, discounts or incentives received by Square D from its carriers shall be retained by Square D. All prices include domestic packaging only. When other than domestic packaging is

required, contact your local Square D field office. Purchaser specified packaging and marking may be subject to additional charges.

- 9. SHORTAGES:** Claims for shortages or errors must be made in writing to Square D within 60 days after invoice date, and failure to give such notice shall constitute unqualified acceptance and a waiver of all such claims by the Purchaser.
- 10. INSTALLMENTS:** Square D reserves the right to make shipments in installments, unless otherwise expressly stipulated in a specific Purchase Order; and all such installments when separately invoiced shall be paid for when due per invoice without regard to subsequent shipments. Delay in shipment of any installment shall not relieve Purchaser of its obligation to accept remaining shipments.
- 11. FORCE MAJEURE:** Square D shall not be liable for any damages as a result of any delays due to any causes beyond Square D's control, including, without limitation, an act of God; act of Purchaser or Square D supplier; embargo or other governmental act; regulation or request; fire; accident; strike; slowdown; flood; fuel or energy shortage; sabotage; war; riot; delay in transportation and inability to obtain necessary labor, materials or manufacturing facilities from usual sources. In the event of any such delay, the date of delivery shall be extended for a period of time reasonably necessary to overcome the effect of such delay.
- 12. STANDARD WARRANTY:** Square D warrants equipment manufactured by it and sold through authorized sales channels to be free from defects in materials and workmanship for eighteen (18) months from date of invoice by Square D or its authorized sales channel. If within such period any such equipment shall be proved to Square D's satisfaction to be non-conforming, such equipment shall be repaired or replaced at Square D's option. This warranty shall not apply (a) to equipment not manufactured by Square D, (b) to equipment that has been repaired or altered by other than Square D so as, in its judgment, to affect the same adversely, or (c) to equipment that has been subjected to negligence, accident, or damage by circumstances beyond Square D's control, or improper operation, maintenance or storage, or to other than normal use or service. With respect to equipment not manufactured by Square D, the warranty obligations of Square D shall in all respects conform and be limited to the warranty actually extended to Square D by its supplier. Non-conforming products must be returned at Square D's expense for evaluation unless this is waived in writing. Replacement products may be new or reconditioned. The foregoing warranties do not cover reimbursement for labor, transportation, removal, installation, temporary power, or any other expenses that may be incurred in connection with repair or replacement.
- 13. OPTIONAL WARRANTIES:** (Only available on equipment to be located in the U.S.) **Option 1—Extended—2 or 3 years from Shipment.** If requested by the Purchaser and specifically accepted in writing by Square D, the standard

(Continued)

Square D Conditions Of Sale

warranty will be extended to two (2) years from date of invoice for a price addition of 1% of the net face value of the Purchase Order or will be extended for three (3) years from date of invoice for a price addition of 3% of the net face value of the Purchase Order. **Option 2—Special**

Warranty: If requested by the Purchaser and specifically accepted in writing by Square D, the standard warranty will be extended, for a price addition of 3% of the net face value of the Purchase Order, to cover reimbursement of the direct costs of: a) Removal of non-conforming equipment or part thereof; b) Transporting equipment or parts to and from the place of repair; c) Off-loading of truck and reinstallation at the original site. Such special warranty, which may be chosen to cover a period not exceeding that of the standard or extended warranty (see above) selected, will not include the cost of providing temporary power or removing or replacing other apparatus or structures, or costs of transportation beyond a common carrier free delivery point in the continental United States. Further, the obligation of Square D for expenses and costs arising under this special warranty coverage will not exceed 50% of the net invoice price on the equipment being repaired. This warranty does not change or affect the allocation of risk or loss during shipment. **Option 3—Extended Warranty—Preventative Maintenance Agreements:** If requested by the Purchaser, and specifically accepted by Square D, a Preventative Maintenance Agreement is available to provide preventative maintenance on equipment covered by the agreement. Terms of the Preventative Maintenance Agreement shall be as defined in a separate Services Agreement agreed to by the parties.

14. **RETURN OF EQUIPMENT:** NO EQUIPMENT MAY BE RETURNED WITHOUT FIRST OBTAINING SQUARE D'S WRITTEN PERMISSION AND A RETURNED MATERIAL IDENTIFICATION TAG. Returned equipment must be of current manufacture, in the original packaging, unused, undamaged and in saleable condition. Returned equipment must be securely packed to reach Square D without damage and labeled with the return authorization number. Any cost incurred by Square D to put equipment in first class condition will be charged to the Purchaser. Purchaser requested returns not involving a Square D error will be assessed Square D's standard restocking fee. Returns will be credited at the pricing specified in Square D's standard return policy. Special Order and Custom equipment is not returnable. Square D shall bear the cost of returns resulting from Square D error, and method and route of return will be at the discretion of Square D. Costs incurred by failure to follow Square D direction will be borne by the Purchaser.
15. **SOFTWARE:** Any software or computer information, in whatever form that is provided with equipment manufactured by Square D, is licensed to Purchaser solely pursuant to standard licenses of Square D or its supplier of such software or computer information which licenses are hereby incorporated by reference. Square D does not warrant that such software or computer information will operate error free or without interruption, and warrants only that during the warranty period applicable to the equipment that the software will perform the essential functions

necessary for the normal and customary operation of the equipment. If such software or computer information fails to conform to such warranty, Square D will, at its option, provide an update to correct the non-conformance or replace the software or computer information with the latest available version containing a correction. Square D shall have no obligation to provide updates or revisions.

16. **LIMITATIONS:** These disclaimers and limitations of remedies apply to all warranties offered to Purchaser and to all Purchase Orders. THE WARRANTIES SET FORTH ABOVE ARE EXCLUSIVE AND IN LIEU OF ALL OTHER EXPRESSED OR IMPLIED WARRANTIES (EXCEPT WARRANTIES OF TITLE), INCLUDING, BUT NOT LIMITED TO IMPLIED WARRANTIES OF MERCHANTABILITY AND FITNESS FOR A PARTICULAR PURPOSE. Except as may be expressly provided in an authorized writing by Square D, Square D shall not be subject to any other obligations or liabilities whatsoever, other than as stated above with respect to equipment sold or services rendered by Square D. Notwithstanding anything to the contrary herein contained SQUARE D COMPANY, ITS CONTRACTORS AND SUPPLIERS OF ANY TIER, SHALL NOT BE LIABLE IN CONTRACT, IN TORT (INCLUDING NEGLIGENCE OR STRICT LIABILITY) OR OTHERWISE FOR LOST TIME, LOST PROFITS, OR SPECIAL, INDIRECT, INCIDENTAL OR CONSEQUENTIAL DAMAGES OF ANY KIND WHATSOEVER. The remedies of the Purchaser are exclusive and the total cumulative liability of Square D, its contractors and suppliers of any tier, with respect to this contract or anything done in connection therewith, such as the use of any product covered by or furnished under the contract, whether in contract, in tort (including negligence or strict liability) or otherwise, shall not exceed the price of the product, part, or service on which such liability is based.
17. **INTELLECTUAL PROPERTY:** As to equipment proposed and furnished by Square D, Square D shall defend any suit or proceeding brought against Purchaser so far as based on a claim that such equipment constitutes an infringement of any copyright, trademark or patent of the United States. This obligation shall be effective only if Purchaser shall have made all payments then due hereunder and if Square D is notified promptly in writing and given authority, information, and assistance at Square D's expense for the defense of the same. In the event the use of such equipment by Purchaser is enjoined in such a suit, Square D shall, at its expense, and at its sole option, either (a) procure for the Purchaser the right to continue using such equipment (b) modify such equipment to render it non-infringing (c) replace such equipment with non-infringing equipment, or (d) refund the purchase price (less depreciation) and the transportation and installation costs of such equipment. Square D will not be responsible for any compromise or settlement made without its written consent. The foregoing states the entire liability of Square D for patent, trademark or copyright infringement, and in no event shall Square D be liable if any infringement charge is based on the use of Square D equipment for a purpose other than that for which it was sold by Square D. As to any

Square D Conditions Of Sale

equipment furnished by Square D to Purchaser and manufactured in accordance with designs proposed by Purchaser, the Purchaser shall indemnify Square D against any award made against Square D for patent, trademark, or copyright infringements.

18. **WITNESS OF TESTS AND FACTORY INSPECTIONS:**

Normal production schedules do not provide the opportunity for Purchaser to witness routine factory tests on equipment or make factory inspections. **Witnessing of tests or factory inspections by the Purchaser may result in delays of production for which Square D will not be responsible. Witness testing and factory inspections must be requested at time of quotation, are subject to additional costs and must be confirmed at order entry. Standard Square D factory testing and inspection will apply. Square D will notify Purchaser fourteen (14) calendar days prior to scheduled witness testing or inspection.** In the event Purchaser is unable to attend, the Parties may mutually agree on a rescheduled date. However, Square D, at its sole option, may consider the witness tests and/or inspection waived, and ship and invoice the Products and the witness testing charges. Purchaser will be responsible for paying for all scheduled witness testing, whether or not Purchaser attends.

19. **NUCLEAR APPLICATIONS TERMS AND CONDITIONS:**

Unless otherwise agreed in writing by a duly authorized representative of Square D, products sold hereunder are not intended for use in or in connection with any nuclear facility or activity. If so used, Square D disclaims all liability for any damage, injury or contamination arising from a nuclear incident or nuclear hazard; and Purchaser shall indemnify Square D against any such liability, whether arising as a result of breach of contract, warranty or tort (including negligence) or otherwise.

20. **PATTERNS AND TOOLS:** Notice will be given if special patterns or tools are required to complete any order. Charges for such patterns or tools do not convey title thereto or the right to remove them from Square D's plant. If patterns or tools are not used for a period of two years, Square D shall have the right to scrap them without notice.
21. **PRODUCT NOTICES:** Purchaser shall promptly supply the user (including its employees) of the product with all Square D supplied product notices, warnings, instructions, recommendations and similar materials.
22. **ERRORS:** Square D reserves the right to correct errors or omissions in quotations, acknowledgments, invoices, or other documents.
23. **OSHA COMPLIANCE:** Compliance with OSHA or similar federal, state or local laws during the operation or use of the product(s) is the sole responsibility of the Purchaser.
24. **TERMINATION:** Any order may be terminated by the Purchaser only upon written notice to Square D and upon payment of reasonable and proper termination charges based on the price of the terminated order and reimbursement of all direct costs and expenses associated with the order caused by such termination and shall include a reasonable profit. Special or custom ordered equipment is not cancelable after final acceptance of approval drawings for the commencement of manufacturing.
25. **CANCELLATION:** Square D shall have the right to cancel any order or contract at any time by written notice for any material breach of the contract by the Purchaser, including material delays in releasing equipment for manufacture or approval drawings and excessive changes to specifications or drawings.

FRACTION, DECIMAL, AND MILLIMETER EQUIVALENTS CONVERSION TABLES

FRACTIONS TO DECIMALS TO MILLIMETERS

MILLIMETERS TO INCHES

Fractions	Decimals	Millimeters
1/64	0.015625	0.397
1/32	0.03125	0.794
3/64	0.046875	1.191
1/16	0.0625	1.588
5/64	0.078125	1.984
3/32	0.09375	2.381
7/64	0.109375	2.778
1/8	0.1250	3.175
9/64	0.140625	3.572
5/32	0.15625	3.969
11/64	0.171875	4.366
3/16	0.1875	4.763
13/64	0.203125	5.159
7/32	0.21875	5.556
15/64	0.234375	5.953
1/4	0.2500	6.350
17/64	0.265625	6.747
9/32	0.28125	7.144
19/64	0.296875	7.541
5/16	0.3125	7.938
21/64	0.328125	8.334
11/32	0.34375	8.731
23/64	0.359375	9.128
3/8	0.3750	9.525
25/64	0.390625	9.922
13/32	0.40625	10.319
27/64	0.421875	10.716
7/16	0.4375	11.113
29/64	0.453125	11.509
15/32	0.46875	11.906
31/64	0.484375	12.303
1/2	0.500	12.700
33/64	0.515625	13.097
17/32	0.53125	13.494
35/64	0.546875	13.891
9/16	0.5625	14.288
37/64	0.578125	14.684
19/32	0.59375	15.081
39/64	0.609375	15.478
5/8	0.6250	15.875
41/64	0.640625	16.272
21/32	0.65625	16.669
43/64	0.671875	17.066
11/16	0.6875	17.463
45/64	0.703125	17.859
23/32	0.71875	18.256
47/64	0.734375	18.653
3/4	0.7500	19.050
49/64	0.765625	19.447
25/32	0.78125	19.844
51/64	0.796875	20.241
13/16	0.8125	20.638
53/64	0.828125	21.034
27/32	0.84375	21.431
55/64	0.859375	21.828
7/8	0.8750	22.225
57/64	0.890625	22.622
29/32	0.90625	23.019
59/64	0.921875	23.416
15/16	0.9375	23.813
61/64	0.953125	24.209
31/32	0.96875	24.606
63/64	0.984375	25.003
1	1.000	25.400

Millimeters	Inches	Millimeters	Inches
0.1	0.0039	46	1.8110
0.2	0.0079	47	1.8504
0.3	0.0118	48	1.8898
0.4	0.0157	49	1.9291
0.5	0.0197	50	1.9685
0.6	0.0236	51	2.0079
0.7	0.0276	52	2.0472
0.8	0.0315	53	2.0866
0.9	0.0354	54	2.1260
		55	2.1654
1	0.0394	56	2.2047
2	0.0787	57	2.2441
3	0.1181	58	2.2835
4	0.1575	59	2.3228
5	0.1969	60	2.3622
6	0.2362	61	2.4016
7	0.2756	62	2.4409
8	0.3150	63	2.4803
9	0.3543	64	2.5197
10	0.3937	65	2.5591
11	0.4331	66	2.5984
12	0.4724	67	2.6378
13	0.5118	68	2.6772
14	0.5512	69	2.7165
15	0.5906	70	2.7559
16	0.6299	71	2.7953
17	0.6693	72	2.8346
18	0.7087	73	2.8740
19	0.7480	74	2.9134
20	0.7874	75	2.9528
21	0.8268	76	2.9921
22	0.8661	77	3.0315
23	0.9055	78	3.0709
24	0.9449	79	3.1102
25	0.9843	80	3.1496
26	1.0236	81	3.1890
27	1.0630	82	3.2283
28	1.1024	83	3.2677
29	1.1417	84	3.3071
30	1.1811	85	3.3465
31	1.2205	86	3.3858
32	1.2598	87	3.4252
33	1.2992	88	3.4646
34	1.3386	89	3.5039
35	1.3780	90	3.5433
36	1.4173	91	3.5827
37	1.4567	92	3.6220
38	1.4961	93	3.6614
39	1.5354	94	3.7008
40	1.5748	95	3.7402
41	1.6142	96	3.7795
42	1.6535	97	3.8189
43	1.6929	98	3.8583
44	1.7323	99	3.8976
45	1.7717	100	3.9370



Monday-Friday 8:00 a.m. - 8:00 p.m. EST
1-888-SQUARED
 (1-888-778-2733)

Customer INFORMATION CENTER

One toll-free number to call to get all the information you need.

The Square D Customer Information Center (CIC) is the single point of contact where qualified personnel answer your customer service and technical support questions.

Serving all Square D authorized distributors and customers in the U.S.



Technology WITHOUT BOUNDARIES

The Square D Multi-Link Structured Wiring System....
 a complete network solution

The Square D Multi-Link System provides a complete network solution designed to make life more mobile, more flexible, and more convenient. Providing voice, data and video connectivity throughout the home, the Multi-Link System allows you to share entertainment equipment, monitor areas of the home, and exchange data through a series of connected networks.



WWW.SQUARED.COM

For all of your current selection and specification information needs

DigestPlus Selector™ is the most advanced product selection tool in the industry. This intuitive, on-line selection tool will add value to your business by simplifying your design, specifying and purchasing processes.

- **Product Categories** - browse by product
- **Alphabetical Listing** - browse by product
- **Search** - by text or catalog number
- **Merchandise Product Selector** - select by characteristics

With access to all of the most up-to-date technical documentation and merchandise drawings to support your design and specification requirements, the Square D website is a virtual workzone.

The shopping cart feature will save you time by allowing you to print to your laser printer or e-mail to your Square D distributor.

Schneider Electric North American Operating Division

1415 S. Roselle Road
 Palatine, IL 60067
 Tel: 847-397-2600
 Fax: 847-925-7500

0110PL9401R5/04 (Replaces 0110PL9401R11/01)

This document provided by Barr-Thorp Electric Co., Inc. 800-473-9123 www.barr-thorp.com