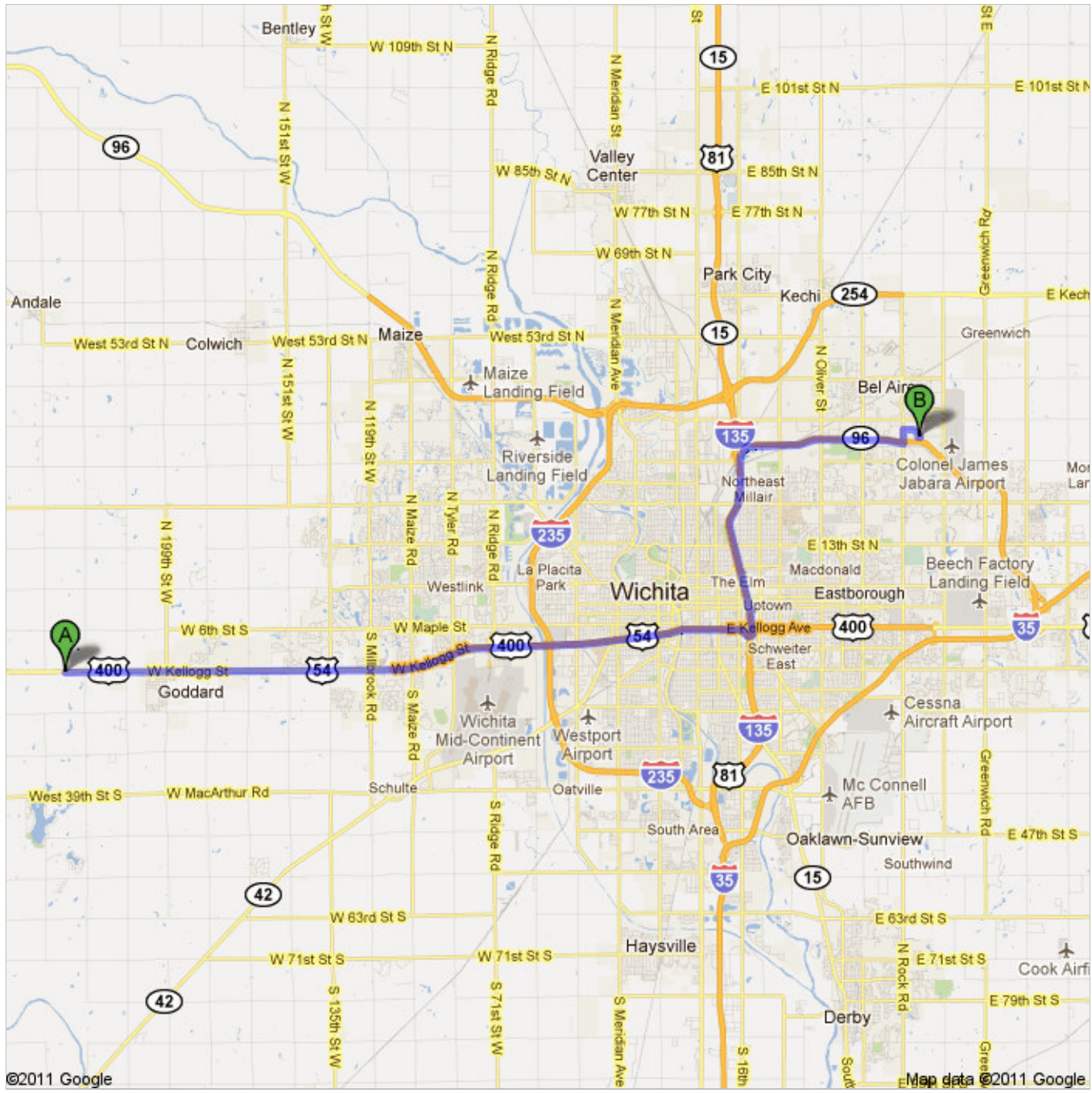






Directions to Barr-Thorp Electric Co
8620 E 34th Street North, Wichita, KS 67226-2601 - (316) 265-4500
26.4 mi – about 31 mins

Save trees. Go green!
Download Google Maps on your phone at google.com/gmm

 US-400 E/US-54 E

- | | | |
|---|--|-----------------------------|
|  | 1. Head east on US-400 E/US-54 E toward S 231st St W
About 18 mins | go 16.5 mi
total 16.5 mi |
|  | 2. Take the exit onto I-135 N/KS-15 N/US-81 N toward Salina
About 5 mins | go 4.6 mi
total 21.1 mi |
|  | 3. Take exit 10A to merge onto KS-96 E
About 4 mins | go 4.1 mi
total 25.2 mi |
|  | 4. Take the Rock Rd exit | go 0.3 mi
total 25.5 mi |
|  | 5. Turn left onto N Rock Rd
About 2 mins | go 0.3 mi
total 25.8 mi |
|  | 6. Turn right onto E 35th St N
About 1 min | go 0.4 mi
total 26.2 mi |
|  | 7. Slight right onto N Comotara St | go 0.1 mi
total 26.3 mi |
|  | 8. Take the 1st left onto E 34th St N
Destination will be on the left | go 276 ft
total 26.4 mi |

 **Barr-Thorp Electric Co**
8620 E 34th Street North, Wichita, KS 67226-2601 - (316) 265-4500

These directions are for planning purposes only. You may find that construction projects, traffic, weather, or other events may cause conditions to differ from the map results, and you should plan your route accordingly. You must obey all signs or notices regarding your route.

Map data ©2011 Google

Directions weren't right? Please find your route on maps.google.com and click "Report a problem" at the bottom left.